



**Delhi Public School, Gandhinagar**  
**Annual Sample Paper (2024-25)**

**Class : V**

**Computer Science**

**Date : . .25**

**Time : 2 hours**

**M. Marks :**

**Name:** \_\_\_\_\_ **Sec:** \_\_\_\_\_ **Roll No.:** \_\_\_\_\_

**General Instructions:**

**(i) There are 3 sections in this paper.**


**(ii) All the questions are compulsory.**

**(iii) Answer the questions as per given instructions.**

**Section - A**

**Q-I Tick the correct option from the following.(Multiple Choice Questions)**

1. Which is the best example that will search for G\*.\* on your computer?  
a) Grade1.docx                      b) Grade4.pptx                      c) both a) and b)
2. A \_\_\_\_\_ is an image that appears behind the main objects or text of a slide in MS PowerPoint.  
a) background                      b) paint                      c) design
3. The new notebook always appears in the \_\_\_\_\_ pane.  
a) File                      b) Notebook                      c) Section
4. Which of the following group of blocks are used to give different types of image effects to a sprite?  
a) Sensing                      b) Control                      c) Looks
5. What is the process of storing files and folders in an organized way?  
a) File Management                      b) File path                      c) File extension
6. \_\_\_\_\_ is the location on a storage device capable of storing and reading information.  
a) Windows                      b) Drive                      c) Extension
7. A \_\_\_\_\_ shows the location of a file on the computer.  
a) File                      b) Drive                      c) File path
8. The Slide Master option is available in the \_\_\_\_\_ tab of MS PowerPoint.  
a) Review                      b) Insert                      c) View
9. Which of the following options is used to add slide numbers in a slide?  
a) Header and Footer                      b) Slide Layout                      c) File
10. A \_\_\_\_\_ in OneNote can be applied only to a blank page.  
a) backdrop                      b) drawing                      c) template

11. Which option is used to convert the handwriting notes to the text in OneNote?  
 a) Number to Ink                      b) Ink to text                              c) Ink to Math
12. In OneNote \_\_\_\_\_ option is used to add images in the notebook.  
 a) Images                                      b) Ink to Text                              c) Picture
13. Which of the following option will be used to create your own backdrop in Scratch?  
 a) Choose a backdrop                      b) Paint                                      c) Upload backdrop
14. Identify the given block.  


The image shows a Scratch 'change volume by' block with a value of -10.

 a) Maths                                      b) Event block                              c) Sound block

**Section - B**

**Q-II Rewrite the following statements by replacing the underline words.**

1. A file path helps to identify the content of the file.
2. You can search a file using the wild card entries plus (+) sign.
3. The Notes Page view prints the text – only version of the presentation.
4. There are five types of print layouts available in MS PowerPoint.
5. You cannot insert images in a notebook.
6. The duplicate button allows you to move / execute an object in scratch.
7. The eraser tool is used to draw a sprite in Scratch.

**Q-III Match the following.**

1.	Image file	A	A Digital Notebook
2.	Audio and Video commands of the MS PowerPoint	B	.png, .jpeg, .gif are the examples of the file extensions
3.	OneNote	C	It will change the pitch effect by 10 value.
4.	Change ( ) effect by (10) in Scratch	D	is available in Draw Tab
5.	Lasso Select tool in OneNote	E	Wild character
6.	Asterisk (*)	F	Media Group
7.	Header and Footer in MS PowerPoint	G	Pre-designed layout of a page
8.	Template in OneNote	H	Add the slide number in presentation

*Section - C*

**Q-IV**      **Answer the following questions.**








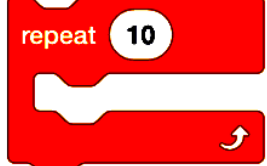

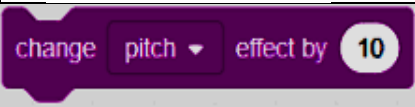
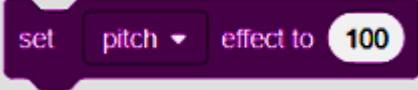
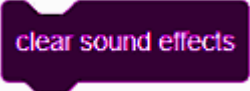

1. Define : File path, Drives.
2. What are the various print layouts available in PowerPoint?
3. What is the use of a Slide Master in PowerPoint?
4. What is the significance of templates in OneNote?
5. How many categories of templates are there in OneNote? Name them.
6. What is the use of Line tool in Scratch?

**Q-V**      **Application Based Question.**

1. Kriti wants to locate a file that she had saved on her computer a few days back. She doesn't remember the exact name but can recall the first alphabet of the file name. Which method of searching would be most suitable?
2. Sunaina is making a presentation on "Planet Earth". She wants to take a printout of her Presentation for her reference, in which she can view all styles and colours used in her presentation. Which print layout should she select while printing the presentation?
3. Ranveer has created a notebook in OneNote. He wants to add some audio notes in his Notebook and also wants to share it with his teacher. Help her to accomplish his task.
4. Niharika has been given an assignment by her teacher to create a script of showing the scene of a party where children are dancing. Help her in doing her assignment.

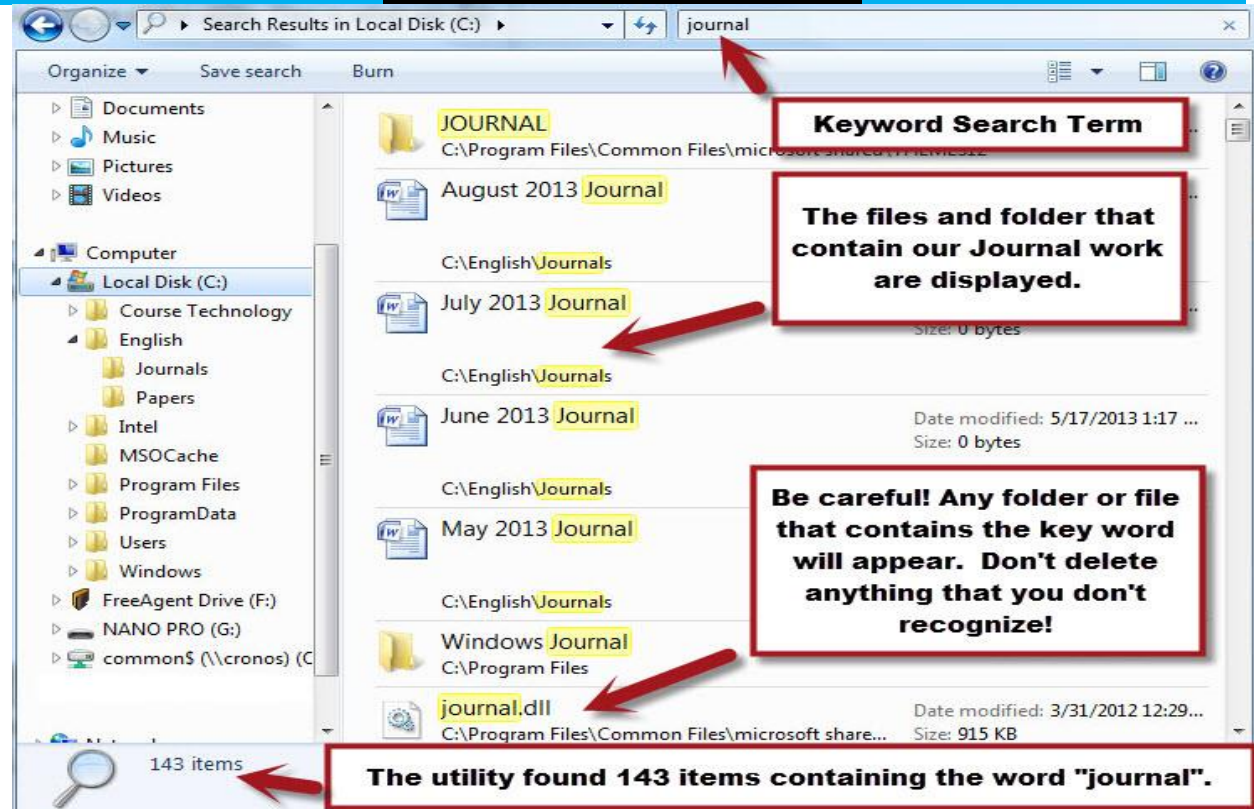
Q-VI

Match the blocks of Scratch with its Functions.

1		A	This block will execute the script when backdrop changes to another backdrop.
2		B	This block will execute the script whenever the sprite is clicked.
3		C	This block is used to clear all the graphic effects used on the sprite.
4		D	This block is used to change the colour of the sprite.
5.		E	This block will twist the sprite around its center point.
6.		F	This block will give closer and wider view of the sprite rather than a normal view.
7.		G	This block placed inside the repeat block will run in a loop for the specified number of times.
8.		H	The blocks placed inside the forever block will run continuously in a loop.
9.		I	This block is used to pause a script for 1 second here.
10		J	This block will set the pitch to a specified value. (Here its 100)
11		K	The block will change the pitch of he sound effect by specified value (Here its 10).
12		L	This block will increase or decrease the volume of the sound by specified value. (Here its -10).
13		M	This block will clear the sound effect that is applied.

**CBE BASED QUESTIONS FOR THE MONTH OF OCT CLASS 5 (L-2)**

**CBE WORKSHEET and AIL**



**Look at the above picture and answer the following questions.**

Name the drive shown in the picture.

**C:\ Drive, f:\, NANO PRO (G:)**

Which is the parent folder of Journal?

**English.**

Which is the sub-folder of Journal?

**Papers / None.**

What is the extension of the files available in Journal folders?

**.docx**






Learn the following files and their extensions and its full forms.

# FILE EXTENSION NAME

• .BMP	BitMap
• .DOC or .DOCX	Microsoft Word
• .EXE	PC Application
• .GIF	Graphics Interchange Format
• .HTM or .HTML	Web page source text
• .JPG or JPEG	JPEG graphic (Image file)
• .MDB	MS Access database
• .MOV	QuickTime Audio/Video
• .PDF	Portable document format
• .PNG	Portable Network Graphics
• .PPT or .PPTX	PowerPoint
• .PSD	Adobe PhotoShop
• .RTF	Rich Text Format
• .TIF	TIFF graphic
• .TXT	Notepad
• .XLS or .XLSX	Excel spreadsheet
• .MP3	Audio File
• .MP4	Video File



Which is the icon of PowerPoint?

- A.  B.  C.  D.  E. 

What can PowerPoint help us to create?

- A. Documents B. Worksheets C. Presentations D. Drawings

Which elements are multimedia? (Choose 5 options)

- A. Image C. Food E. Animation G. Text  
B. Video D. Book F. Audio H. Flavor

Why should we use multimedia in our presentation? (Choose more than 3 options)



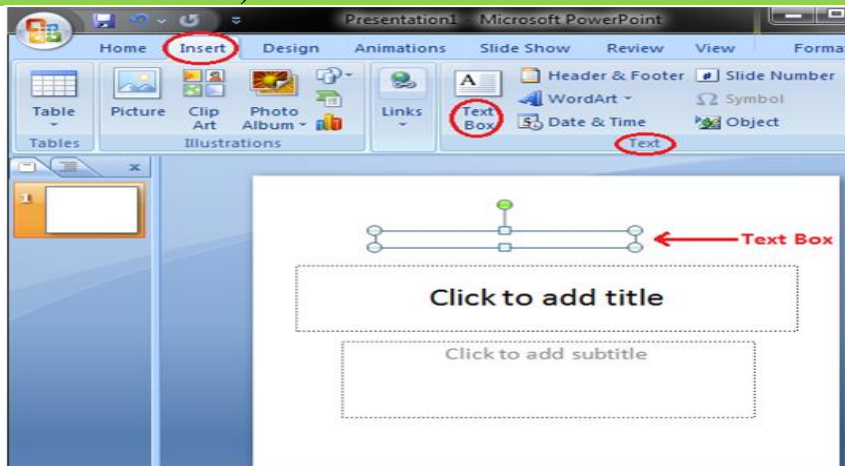
- A. More interesting  
B. To help audience remember our presentation easily  
C. More boring  
D. More attractive  
E. To make audience sleepy  
F. To help audience understand our presentation easily

What should we do FIRST to create a well-structured multimedia presentation?

- A. Search for pictures and videos C. Plan  
B. Type text D. Choose a design

# AIL

## 1) ADDING THE TEXT BOX



To insert Click on Insert Tab, Text Group and Text Box Option.

## 2) APPLYING TRANSITION AND ANIMATION EFFECTS INTO A SLIDE

(Differentiate them)

### ❖ Transition :-

To apply a transition to one slide.

To apply a slide transition to all slides.

### ❖ Animation :-

Applying Entrance Effects.

Applying Emphasis Effects.

Applying Exit Effects.

Applying Motion Path Effects.

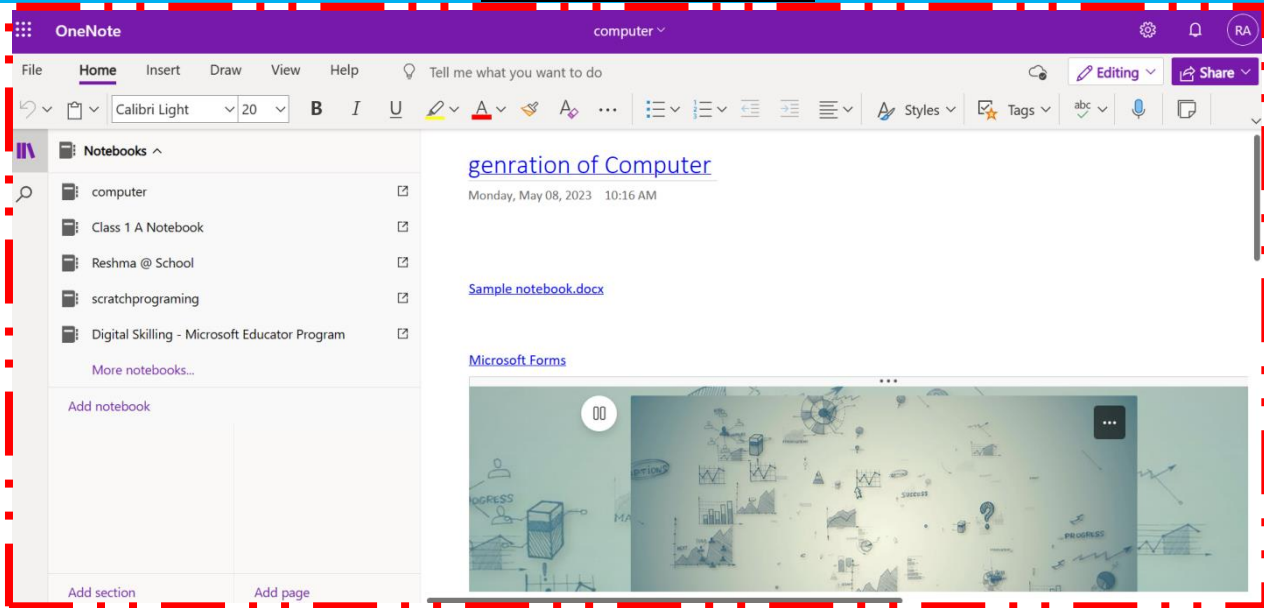
## 2) APPLYING TRANSITION

<https://www.slideshare.net/SharadDubey19/applying-transition-and-animation-in-powerpoint>

3) Students will make any short story using PowerPoint.



**CBE WORKSHEET**



**Look at the above picture and answer the following questions.**

**1) What is the name of the OneNote notebook file?**

Ans: Computer

**2) What is the name of the Page?**

Ans: generation of Computer

**3) What is the colour of the Page of the notebook?**

Ans: White

**4) What is attached to this Page of the notebook?**

Ans: A Mircrosoft Form

**5) Into how many Sections is this divided in the notebook?**










Ans: One





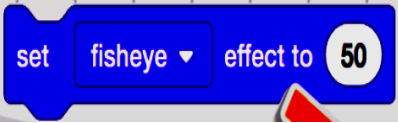


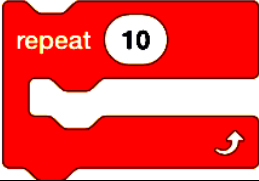

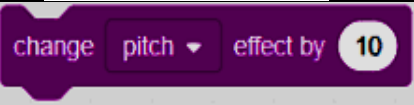
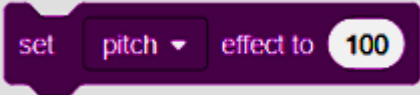
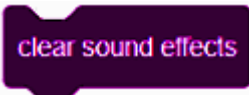
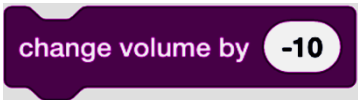
**AIL**

**Students will create a short story using OneNote.**

CBE BASED QUESTIONS FOR THE MONTH OF DEC CLASS 5 (L-9)

Match the block of scratch below with its function

	the value of the x position where the sprite currently is at
	show text in a rectangle box next to the sprite for some seconds
	play the selected sound
	play the selected song and wait till it's finished
	run the blocks inside again and again till the red stop button is clicked
	attach blocks you want to run when the green flag is clicked
	show the next costume
	attach blocks you want to run when a key is pressed on the keyboard
	run the blocks inside only when the conditions are met
	show text in a rectangle box next to the sprite
	pause the program for some seconds and then continue
	move some steps towards the current direction
	go to any position, x is between -240 and 240, y between -180 and 180
	move smoothly to a position on the screen within N seconds
	move up or down by a number of steps
	run the blocks inside for a certain number of times

1		A	This block will execute the script when backdrop changes to another backdrop.
2		B	This block will execute the script whenever the sprite is clicked.
3		C	This block is used to clear all the graphic effects used on the sprite.
4		D	This block is used to change the colour of the sprite.
5.		E	This block will twist the sprite around its center point.
6.		F	This block will give closer and wider view of the sprite rather than a normal view.
7.		G	This block placed inside the repeat block will run in a loop for the specified number of times.
8.		H	The blocks placed inside the forever block will run continuously in a loop.
9.		I	This block is used to pause a script for 1 second here.
10		J	This block will set the pitch to a specified value. (Here its 100)
11		K	The block will change the pitch of the sound effect by specified value (Here its 10).
12		L	This block will increase or decrease the volume of the sound by specified value. (Here its -10).
13		M	This block will clear the sound effect that is applied.