

FOR MONTH OF: JANUARY

ENGLISH COURSE BOOK

L-14 : The Wise Men of Gotham (Oral)

ENGLISH GRAMMAR BOOK

CH 18 SENTENCES

Sentences have two parts

SUBJECT
Noun or Pronoun

PREDICATE
Verb

- The **subject** is the who (or what) the sentence is about.
- The **predicate** tells what the subject does.

The big green frog | jumped across the log.

sentence = subject + predicate

what are we talking about?

what did the subject/
what did we said about
subject

Reading and Explanation of the lesson followed with the Textbook page nos. 75,76,77,78

Notebook Exercise

Ex. 1 Rearrange the words to make meaningful sentences.

1. blue the is car.

Ans. The car is blue.

2. book a ria is reading.

Ans. Ria is reading a book.

Ex. 2 Match the group of words in column A with suitable group of words in column B to form meaningful sentences.

- | Column A | Column B |
|----------------|-----------------------------|
| 1. The car | a. in the garden are pretty |
| 2. The pizza | b. has a loud horn. |
| 3. The flowers | c. are flying. |
| 4. The birds | d. taste good. |

1- b, 2- d, 3- a, 4- c

CBE (Written)

Q. Which are the seven question words ?

Ans. The seven question words are what, who, which, where, when, why and how.

CBE (Oral)

Q. What are the two basic parts of a sentence?

Observation





1. Do all questions begin with question words?

Ans. No, some questions begin with helping verbs.

My buddy Pg. no. 51

Textbook Exercises

A Tick (✓) each group of words that can be called a sentence.

1. The day is very hot.	<input type="checkbox"/>	
2. The rain feels cool.	<input type="checkbox"/>	
3. The snow	<input type="checkbox"/>	
4. Winter fun	<input type="checkbox"/>	
5. The seasons change.	<input type="checkbox"/>	

Answer Key

1.	✓	2.	✓	3.	X	4.	X	5.	✓
----	---	----	---	----	---	----	---	----	---

B Connect the groups of words in column A with suitable groups of words in column B to form meaningful sentences.

A	B
1. The beach picnic	a. lots of games.
2. The day was	b. burgers and chips.
3. We bought a	c. was fun.
4. We also bought	d. sunny and warm.
5. We played	e. juicy watermelon.

Answer Key

1-c 2-d 3-e 4-b 5-a

C Rearrange the words given below to make meaningful sentences.

1. name my is Anju
My name is Anju.
2. enjoyed our we holidays
.....
3. study we school in same the
.....
4. I football love play to
.....
5. zoo to children love go to the
.....

Answer Key

2. We enjoyed our holidays.
3. We study in the same school.
4. I love to play football.
5. Children love to go to the zoo.

D Read the sentences given below and underline the naming part of each sentence.

1. My family went for a picnic.
2. My sister and I shared a tent.
3. My father and I went fishing.
4. Our dog ran in the woods.
5. All of us sang around the fire.
6. The night was cool.

Answer Key

1. My family
2. My sister and I
3. My father and I
4. Our dog
5. All of us
6. The night

E Some answer sentences are given below followed by their question sentences. But the question words are missing from the questions. Write the correct question words in the blanks.

1. Rahul likes stories.
..... likes stories?
2. Sara goes to school by bus.
..... does Sara go to school?
3. An apple is a fruit.
..... is an apple?
4. Mother is leaving for Pune today.
..... is Mother leaving for Pune?

5. Raipur is in India.
..... is Raipur?

1. Who 2. How 3. What 4. When 5. Where

F Put words in the following sentences in the correct order to form questions.

1. This is your cap.
Is this your cap?
2. My bag is there.
.....
3. This is your pencil.
.....
4. The dog was barking.
.....
5. That was a bee.
.....
6. Tarun was dancing.
.....
7. It is raining.
.....
8. Suresh was a pilot.
.....

Answer Key

2. Is my bag there?
3. Is this your pencil?
4. Was the dog barking?
5. Was that a bee?
6. Was Tarun dancing?
7. Is it raining?
8. Was Suresh a pilot?

CH:19 Haru's House.

FOR MONTH OF: FEBRUARY

ENGLISH COURSE BOOK

L-10 : Two Little Kittens (Oral)

Chapter-12 Saint Francis and the Wolf.

Q:1 New Words.

1. escaped	4. paw
2. savage	5. attacked
3. patted	6. terrible

Q:2 Word Meanings.

1. wicked	-	bad and harmful.
2. frightened	-	scared.

Q:3 Make Sentences.

1. rich	-	There are lot of rich people in this city.
2. play	-	We play soccer on every Sunday.

Q:4 Answer the following questions.

1. Who was Saint Francis?

Ans: Saint Francis was the son of a rich merchant. He was a kind person who looked after the sick and helped the poor people.

2. What did the wolf do?

Ans: The wolf killed the hens, the ducks and the sheep of the villagers. It even attacked two men in the village.

3. Who went to Saint Francis for help?

Ans: The villagers went to Saint Francis for help.

4. How did Saint Francis change the savage wolf into a kind animal?

Ans: Saint Francis had changed the savage wolf into a kind animal by showing him love and kindness.

Q:5 CBE (Written)

‘There are many beautiful stories about Saint Francis and his good deeds.’

Find out Adjectives from the given sentence.

Ans: Adjectives are : beautiful and good.

Q:6 CBE (Oral)

What is the moral of the story?

Q:7 Observation

How can we take care of stray animals ?

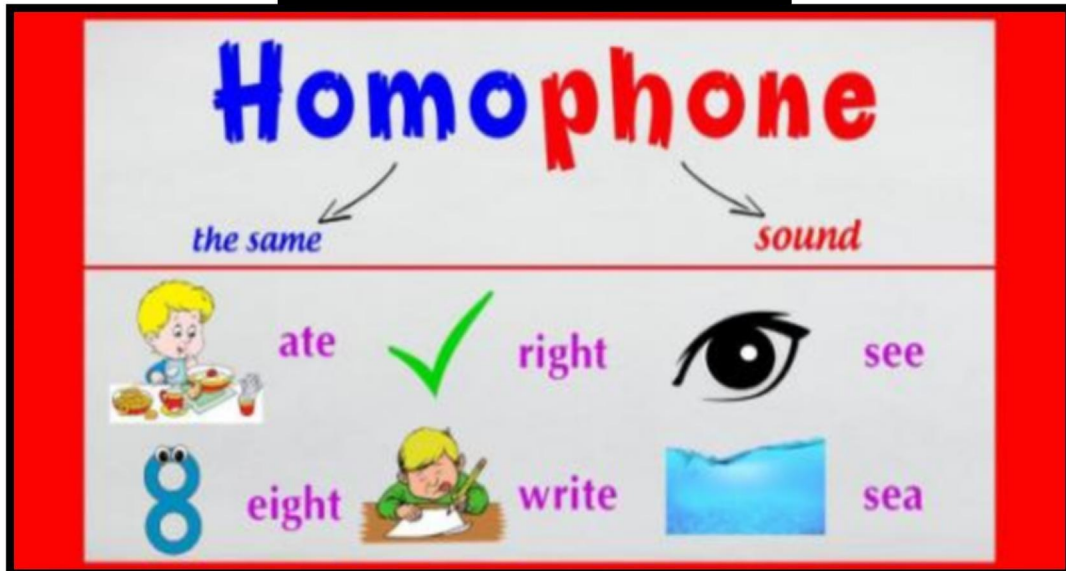
Ans : We can provide food and shelter to the stray animals.

My buddy pg. no. 57

FOR MONTH OF: FEBRUARY

ENGLISH GRAMMAR BOOK

CH 21 FUN WITH WORDS



Reading and Explanation of the lesson followed with the Textbook page nos. 92,93,94,95

Notebook Exercise

Ex.1 Circle the correct word as per the sentence given.

1. I cannot (**wait**/weight) for your mail.
2. My uncle always has a good (tail/**tale**) to tell.
3. Butter is (**made**/maid) from milk.

Ex.2 . Write few words which pronounce same with different spelling.

1. hair - hare
2. deer - dear
3. our - hour
4. cell - sell

CBE (Written)

Q. Mention any two homophone words that you have noticed in the classroom.

Ans. 1. read - red 2. write - right

CBE (Oral)


Q. 'I went to buy some fruits.' Write homophone words for the sentence.

Ans. I – eye, buy – bye

Observation

Q. 1 The 'Sun/Son is the main source of energy'. Draw a picture of the correct homophone word.

Ans. :



The 'Sun'

My buddy Pg. no. 46

Textbook Exercise

A Fill in the blanks in the following sentences with the suitable words from the pairs given in brackets.

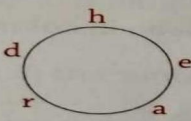
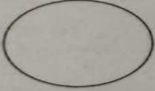


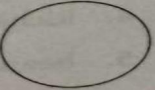
1. Subodh was talking to strangers. (two/too)
 2. I can't you. (see/sea)
 3. went to bed at 8 o'clock. (Eye/I)
 4. Soon we will the bell. (here/hear)
 5. Will you me an ice cream? (buy/by)
 6. He turned at the corner. (write/right)
 7. They lost pet. (their/there)
-
8. Do you him? (know/no)
 9. Anita the race. (won/one)
 10. The hunter was arrested for killing a (deer/dear)
 11. Somu went to the market to vegetables. (buy/bye)
 12. The of the sun hid behind the clouds. (raise/rays)

Answer Key

1. two 2. see 3. I 4. hear 5. buy 6. right 7. their
8. know 9. won 10. deer 11. buy 12. rays

B Find and write at least three small words hidden inside each word given below.

Hint: Write the letters in a circle to find the hidden words easily.

1. heard  hear, ear, hard, he, her, herd.....
2. driver 
3. brown 
4. pearl 
5. strange 

Answer Key

2. red, drive, river, dive, die
3. won, bow, own, row, brow, on
4. pear, pea, ear
5. age, range, rang, ran, rage, sat, eat, neat.

C Give one word for the following phrases. The first letter of each word is given.

1. green part of a tree l.....
2. wanting to eat h.....
3. a person who acts a.....
4. bees make this h.....
5. an animal that gives us wool s.....

Answer Key

1. leaf 2. hungry 3. actor 4. honey 5. sheep

D Select and tick (✓) the word from column B or column C that is opposite in meaning to each word given in column A.

Column A		Column B		Column C
1. love	<input type="checkbox"/>	admire	<input type="checkbox"/>	hate
2. right	<input type="checkbox"/>	correct	<input type="checkbox"/>	wrong
3. end	<input type="checkbox"/>	start	<input type="checkbox"/>	shut
4. vacant	<input type="checkbox"/>	empty	<input type="checkbox"/>	full
5. cheerful	<input type="checkbox"/>	happy	<input type="checkbox"/>	sad
6. many	<input type="checkbox"/>	few	<input type="checkbox"/>	much
7. healthy	<input type="checkbox"/>	strong	<input type="checkbox"/>	ill
8. easy	<input type="checkbox"/>	difficult	<input type="checkbox"/>	comfortable

Answer Key

1. hate	2. wrong	3. start	4. full
5. sad	6. few	7. ill	8. difficult

E The following words have been misspelt. Write them correctly in the given space.

- | | | | |
|-------------|-------|---------------|-------|
| 1. clasroom | | 4. kichen | |
| 2. quean | | 5. beautifull | |
| 3. hotal | | 6. freinds | |

Answer Key

1. classroom	2. queen	3. hotel	4. kitchen	5. beautiful	6. friends
--------------	----------	----------	------------	--------------	------------

F The incomplete words in column B have meanings similar to the words in column A. Fill in the blanks to complete the words.

A	B
1. sick	a. i.....
2. street	b. r.....a.....
3. damp	c.e.....
4. paste	d. s.....k
5. complete	e.s h

Answer Key

1. ill	2. road	3. wet	4. stick	5. finish
--------	---------	--------	----------	-----------

G Fill in the blanks in the sentences given below with phrases from the box.

a loaf of a glass of a piece of
 a slice of a pair of a bunch of

1. Ravi told his brother to get him bread.
2. The teacher wanted chalk to write on the board.
3. Anu wanted chocolate cake.
4. Saloni was thirsty, so she drank water.
5. My mother lost keys in the hall.
6. Rima wanted to buy shoes.

Answer Key

1. a loaf of	2. a piece of	3. a slice of	4. a glass of
5. a bunch of	6. a pair of		

CH 22 WRITING SKILLS

Reading and Explanation of the lesson followed with the Textbook page nos. 96, 97, 98, 99, 100

Notebook Exercise

Ex.1 Format of letter writing.

Sender's Address

Date

Greetings

Body of the letter

Your loving friend
Sender's name

Ex. 2 Write a letter to your friend inviting him/her for your birthday party.

House No – 25
Rajgir Heights
Ahmedabad.

15th January, 2023.






Dear Priya,
My birthday is on 30th January. You are invited for the party at 7:00 pm.

Yours truly
Palak

My buddy page no. 47, 48, 55

Textbook Exercises

A Given below are pictures of how Ritesh spends his day. Look at the pictures and write what Ritesh is doing.

-  Ritesh is brushing his teeth.....
- 
- 
- 
- 

Answer key

2. Ritesh is taking a bath.

4. Ritesh is writing in his book.

3. Ritesh is drinking the milk.

5. Ritesh is playing cricket.

B Rewrite the jumbled words to form meaningful sentences. Then number them in the correct order.

1. bandaged its leg / and / the vet / gave it / medicine

The vet

2. as their pet / Kapil / and / decided / his mother / to keep / it

Kapil

3. on his way back / Kapil / school / from / was

Kapil

4. Kapil / and his mother / a vet / took the puppy / to

Kapil

5. saw / a wounded white puppy / the / on / road / Kapil

Kapil

6. said / leg / the dog's / was hurt / the vet

The vet

7. took / Kapil / it / home

Kapil

Answer Key

1. The vet gave it medicine and bandaged its leg.
2. Kapil and his mother decided to keep it as their pet.
3. Kapil was on his way back from school.
4. Kapil and his mother took the puppy to a vet.
5. Kapil saw a wounded white puppy on the road.
6. The vet said the dog's leg was hurt.
7. Kapil took it home.

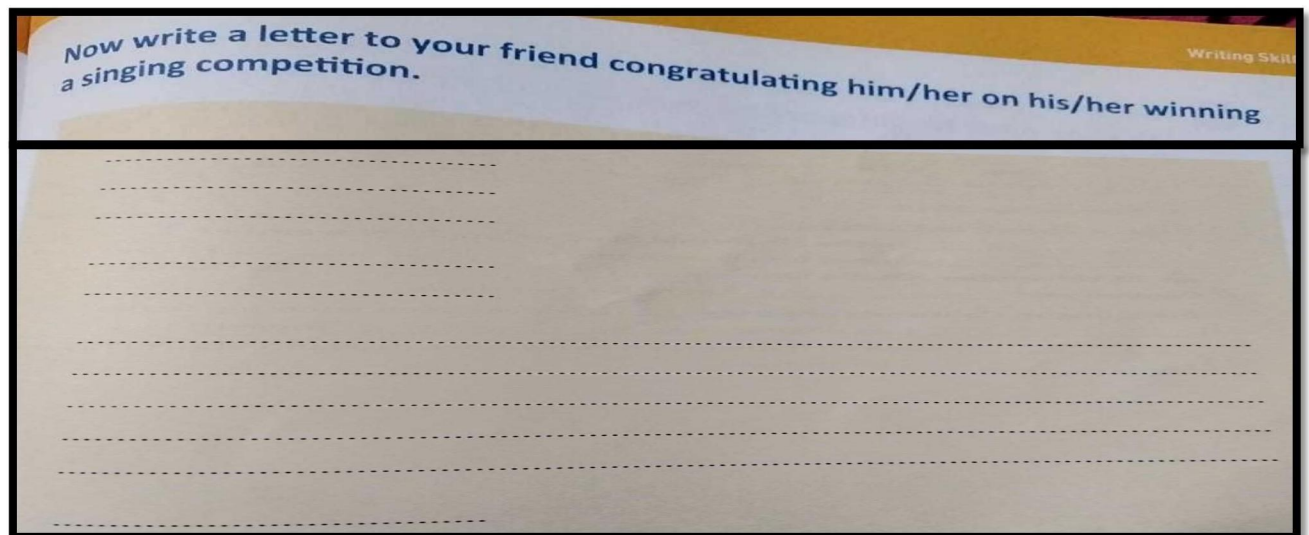
The correct order is : 3, 5, 7, 4, 6, 1, 2.

C Read the letter given above and answer the following questions.

1. Who has written this letter?
2. To whom is the letter written?
3. On which date was the letter written?
4. Did Rohini attend Pinky's birthday party?
5. What is Pinky's address?

Answer Key

1. Pinky.	2. Rohini.	3. 30 November 2017.	4. No, she did not.
5. 13 Arif Nagar Bhopal 11			



Answer Key

House No – 15
Sky Premium
Ahmedabad.

28th September, 2023.

Dear Sania,

I would like to congratulate you on your victory in the singing competition. I am very happy for you. May you continue to get success in the future. My best wishes are with you. Congratulations once again!

Yours truly
Ria

D Anil went on a holiday to California in the United States of America. Let's see what he did there. Complete his diary entry using the words given.

flew ate carried reached went
visited stayed enjoyed went had

27 November 2017

I spent a week in California. I there on 21 November.

I to the Universal Studios on 22 November. I

..... packed lunch with me. I Disneyland on 23 November. On 24 November, I to the Grand Canyon and there for two days.

The fruits in California are huge. I have never seen such big fruits.

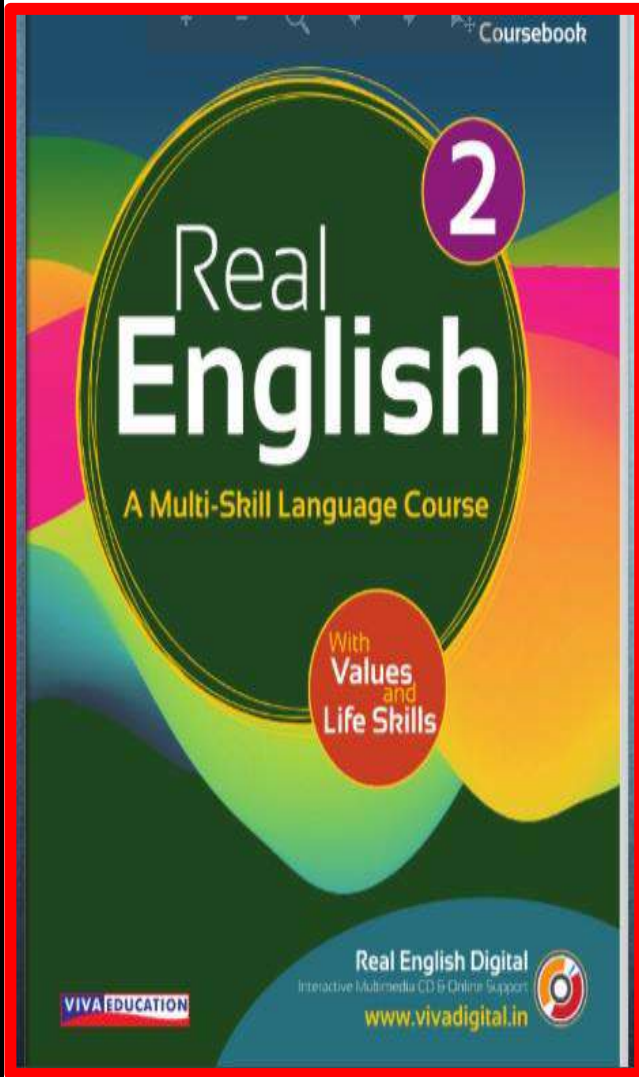
I lots of them and myself. I

..... back to India on 26 November. It was a short stay but

I a lot of fun.

Answer Key

reached, went, carried, visited, went, stayed, ate, enjoyed, flew, had.



Contents

	<i>Detailed Contents</i>	vi
1.	The Little Plant	1
2.	Chhuk-Chhuk	6
3.	Brave Babli	14
4.	A Raggy Dog, A Shaggy Dog	24
5.	Little Round Bun	29
6.	Priya's Dream	39
7.	Who Has Seen the Wind?	49
8.	The Great Bear and the Little Bear	53
9.	Kalidasa	62
10.	Two Little Kittens	72
11.	The Discontented Fir Tree	78
12.	Saint Francis and the Wolf	88
13.	The Swing	96
14.	The Wise Men of Gotham	101
15.	All Things Bright and Beautiful	107
16.	Aladdin and the Magic Lamp	112

Course book : Chapter- 9 KALIDASA

Notebook Exercise

Q:1 New Words.

1. learned	4. tricked
2. agreed	5. turban
3. gesture	6. wept

Q:2 Word Meanings.

1. scholar	-	a person who knows a lot about a subject.
2. tend	-	take care of.

Q:3 Make Sentences.

1. learned	-	The <u>learned</u> men reached the palace.
2. palace	-	There is a beautiful garden behind the <u>palace</u> .

Q:4 Answer the following questions.

1. Who was Kalidasa ?

Ans. Kalidasa was a poet in the court of King Vikramaditya of Ujjain. He wrote many plays and poems in Sanskrit.

2. Who was angry with Vidyawati? What did they want to do?

Ans. Many kings, warriors and learned men were angry with Vidyawati. They wanted to teach her a lesson.

3. How did the false scholar answer Vidyawati's questions ?

Ans. The false scholar answered Vidyawati's questions with gestures.

Or

The false scholar made actions with his hands to answer Vidyawati's questions.

Q:5 CBE (Written)

In a nearby city, lived a king who had a beautiful and intelligent daughter. Write the antonyms for the underlined word.

Ans. beautiful x ugly

intelligent x foolish

Q:6 CBE (Oral)

1. Where have you seen gestures? Which people use these in real life? Name some movies where gestures are used.

2. What would you have wished if you were in the place of Kalidasa ?

Q:7 Observation

Observe the map of India and name the state where Ujjain is situated.

Ans. Ujjain is situated in Madhya Pradesh.

My buddy pg. no. 56

Course book : Chapter- 11 The Discontented Fir Tree

Notebook Exercise

Q:1 New Words.

1. wood-fairy	4. bleating
2. needles	5. evergreen
3. plucking	6. stiff

Q:2 Word Meanings.

1. stiff - difficult to bend or move
2. bough - a large branch of a tree

Q:3 Make Sentences.

1. forest	-	Wild animals live in the forest .
2. family	-	My family watches a movie together.

Q:4 Answer the following questions.

1. What did the fir tree ask for finally?

Ans: The fir tree asked for its own green needles back. It said it would be happy and contented with its green needles.

2. The fir tree wished for three kind of leaves. List them.

Ans: The fir tree wished for three kind of leaves. They are:

1. gold leaves
2. glass leaves
3. broad and smooth green leaves.

3. Who granted the wishes of the fir tree?

Ans: The wood-fairy granted the wishes of the fir tree.

Q:5 CBE (Written)

My needles are not proper leaves. They are stiff and sharp. Which other things are sharp at home ? Mention any four.

Ans. Sharp things at home are : knife, scissor, cutter, safety pin.

Q:6 CBE (Oral)

1. Which other things do you find in the forest which are very useful to us ?
2. The fir tree was ugly and leafless again. (Find out antonym for the underlined word)

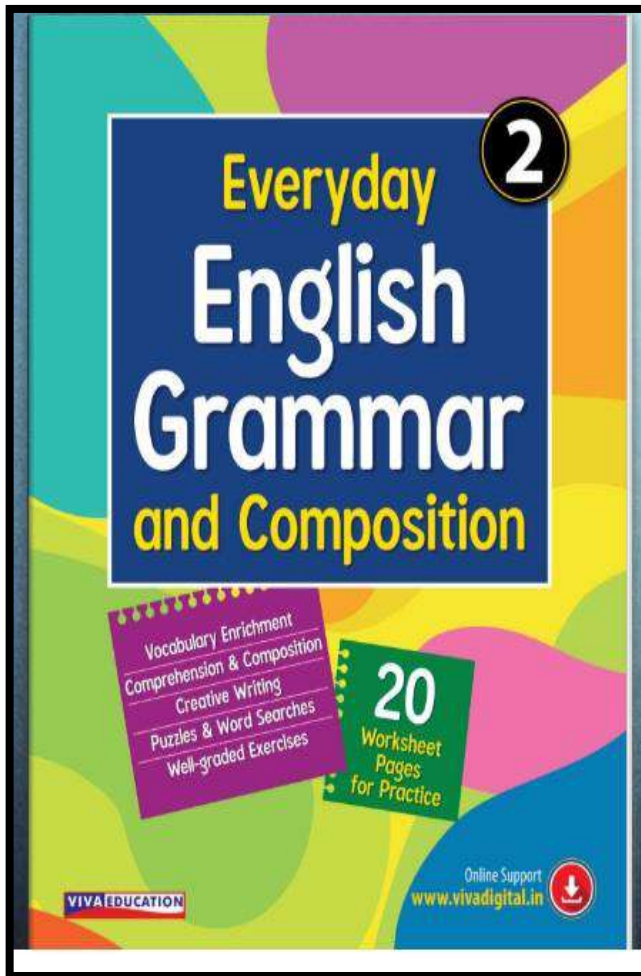
Observation

1. What did you learn from this lesson?

Ans. We should not be greedy and be happy with what we have and cherish every moment.

My buddy pg. no.57

MONTH : DECEMBER

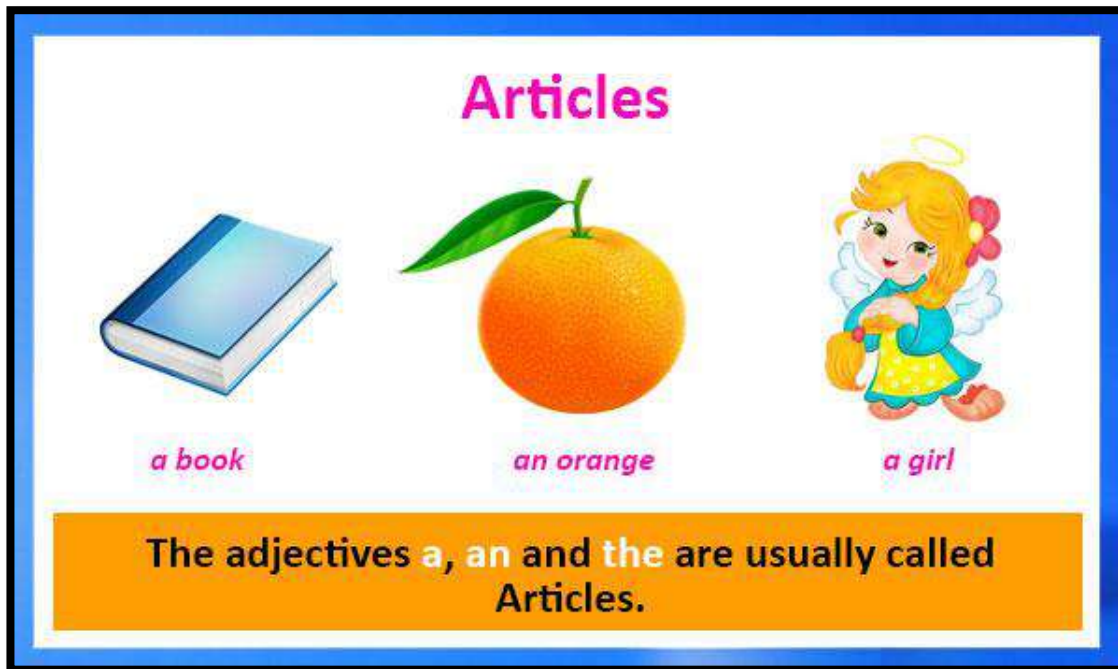


Contents	
1 Common and Proper Nouns.....	1
2 Nouns: One and Many.....	8
3 Nouns: Male and Female.....	13
4 Pronouns.....	16
5 Adjectives.....	20
6 Comparison.....	25
7 A Trip to the Zoo COMPREHENSION A	28
Worksheets 1-7.....	30-38
Test 1.....	39
8 Verbs.....	40
9 Is, Am, Are.....	43
10 Was, Were.....	46
11 Has, Have, Had.....	48
12 Smell and Sound COMPREHENSION B	50
Worksheets 8-11.....	53-56
Test 2.....	57
13 Present Tense and Past Tense.....	58
14 Prepositions.....	64
15 Conjunctions.....	67
16 Articles.....	69
17 Punctuation.....	72
18 Sentences.....	75
19 Haru's House COMPREHENSION C	79
Worksheets 12-17.....	81-87
Test 3.....	88
20 Apostrophe.....	89
21 Fun with Words.....	92
22 Writing Skills.....	96

FOR MONTH OF: DECEMBER

ENGLISH GRAMMAR BOOK

CH 16 ARTICLES



Reading and Explanation of the lesson followed with the Textbook page nos. 69,70,71

Notebook Exercise

Ex. 1 Fill in the blanks with correct Articles.

1. a bat
2. The Himalayas
3. an apple
4. an egg.
5. The Moon
6. a spider

Ex. 2 Fill in the blanks with correct Articles.

1. Sofia is a good girl.
2. My friend wants to be an astronaut.
3. The school is closed today.

CBE (Written)

Why do we write an before the word 'honest'.

Ans. We use 'an' when the noun begins with a vowel sound.

CBE (Oral)

Mention any two nouns with articles that you witness when you come to school.

Observation

Make a list of five household items and Write appropriate Articles for it.

Ans. List of household items:


a bed, a table, an oven, a mixer, a bottle

My buddy Pg. no. 45

Textbook Exercises Pg. 70

A Write *a* or *an* to complete the sentences.

- Lily put egg in pot of boiling water.
- We saw zebra and elephant at the zoo.
- My father baked chocolate cake for us.
- Sunny helped old man carry his bags.
- Pankaj is honest boy.
- Lima lives in igloo.
- old woman baked big pancake.
- Ritu said, 'Please give me plate and spoon.'



Answer Key

- | | | | |
|----------|----------|----------|---------|
| 1. an, a | 2. a, an | 3. a | 4. an |
| 5. an | 6. an | 7. an, a | 8. a, a |

B Use the correct article before each of the following words and write them in the correct column.

Bible car egg book story ice cream Kaveri
orange Mahabharata apple vegetable Ganges



a	an	the
a car	an egg	the Ganges
.....
.....
.....

Answer Key

a car	an egg	The Ganges
a book	an ice cream	The Bible
a story	an orange	The Kaveri
a vegetable	an apple	The Mahabharata

C Fill in the blanks with *a, an* or *the*.

- peacock is dancing in my garden.
- Raja eats egg every day.
- earth goes around sun.
- There is blue clock in my classroom.
- boy is going to the zoo.
..... boy has a bag.
- Taj Mahal is made of white marble.
- There is telephone in Mr Shinde's room. telephone is ringing.
- Sarita bought multicoloured umbrella from the shop.

Answer Key

1. A 2. an 3. The, the 4. a
5. A, The 6. The 7. a, The 8. a

D Tick (✓) the sentences in which the **articles** are used correctly.

1. a. I packed an sandwich and a apple for lunch.
- b. I packed a sandwich and an apple for lunch.
2. a. Rohit bought a red shirt and Rony bought a blue one.
- b. Rohit bought an red shirt and Rony bought an blue one.
3. a. A octopus is hiding under a rock in the sea.
- b. An octopus is hiding under a rock in the sea.
4. a. Akhil bought a ice cream and Sonali bought a mango bar.
- b. Akhil bought an ice cream and Sonali bought a mango bar.
5. a. Tahmina wants to be a astronaut.
- b. Tahmina wants to be an astronaut.

Answer Key

1. b 2. a 3. b 4. b 5. b

CH 17 PUNCTUATION



Reading and Explanation of the lesson followed with the Textbook page nos. 72,73,74

Notebook Exercise

Ex. 1 Punctuate the following sentences

1. Please post this letter

Ans. Please post this letter.

2. How beautiful the Moon is

Ans. How beautiful the Moon is!

3. How many apples are there

Ans. How many apples are there?

Ex. 2 Correct the punctuation and Rewrite the sentence.

1. girls love to play with dolls

Ans. Girls love to play with dolls.

2. where do you live

Ans. Where do you live?

3. how beautiful this city is


Ans. How beautiful this city is!

CBE (Written)

Read the sentence and draw the punctuation mark for it.

Where are the bananas

Ans. Where are the bananas?



CBE (Oral)


Which punctuation mark is used after the words hey, oh, alas, wow, hurrah.

Observation

Observe the picture and write about conversation among them.

Ans. How are you ?

Hey! I am very fine.



My buddy page no. 51

Textbook Exercises

A Use suitable punctuation marks in the following sentences.

1. My name is Mulan
2. Have you heard my story
3. Oh I dressed as boy to become a soldier
4. Do you know why I did that
5. It was my father's turn to go and fight



6. He was too old to fight in a war
7. So I decided to go in his place
8. Do you know what happened next

1. My name is Mulan.
2. Have you heard my story?
3. Oh! I dressed as boy to become a soldier.
4. Do you know why I did that?
5. It was my father's turn to go and fight.
6. He was too old to fight in a war.
7. So, I decided to go in his place.
8. Do you know what happened next?

B Insert commas in the following sentences.

1. I can play cricket badminton basketball and chess.
2. The stationery shop had all kinds of pens pencils crayons and erasers.
3. Preeti Rita Rohan Charu and Ella were punished for being late.
4. They packed fruits sandwiches biscuits and chips for the picnic.
5. We have read about nouns pronouns verbs and adjectives.
6. Ahmad has pet cats dogs and fish.

Answer Key

1. I can play cricket, badminton, basketball and chess.
2. The stationery shop had all kinds of pens, pencils, crayons and erasers.
3. Preeti, Rita, Rohan, Charu and Ella were punished for being late.
4. They packed fruits, sandwiches, biscuits and chips for the picnic.
5. We have read about nouns, pronouns, verbs and adjectives.
6. Ahmad has pet cats, dogs and fish.

C Punctuate the sentences given below using question marks, full stops, exclamation marks and commas.

1. Hurrah India has won the world cup
2. What an interesting match it was
3. I like hockey
4. I don't like cricket
5. Which sport do you like
6. Do you play it
7. Who do you play with
8. Let's call Sunny Rajiv Soma and Laila to the playground



Answer Key

1. Hurrah! India has won the world cup.
2. What an interesting match it was!
3. I like hockey.
4. I don't like cricket.
5. Which sport do you like?
6. Do you play it?
7. Who do you play with?
8. Let's call Sunny, Rajiv, Soma and Laila to the playground.

D Write the names of five animals you will find in the following places. Make complete sentences. Do not forget to use **commas**.

1. park
-
2. zoo
-

Answer Key

1. I saw dogs, cats, monkeys, rabbits and sparrows in the park.
2. I saw snakes, lions, elephants, giraffes and dinosaurs in the zoo.

FOR MONTH OF: NOVEMBER

**Course book : Chapter- 15 All Things Bright and Beautiful
(Poem) (Oral)**

ENGLISH GRAMMAR

CH: 15 CONJUNCTIONS



Reading and Explanation of the lesson followed with the Textbook page nos. 67, 68

Notebook Exercise

Ex. 1 Fill in the blanks with suitable Conjunction.

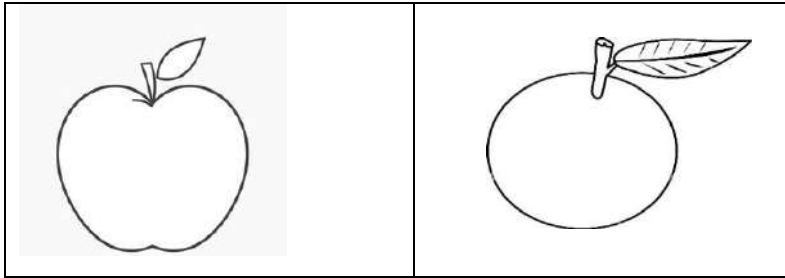
1. I will finish my homework **and** then will play games. (and, but)
2. I want to eat cake **but** I am not allowed. (but, or)
3. We couldn't sleep **because** of the noise. (because, or)

Ex. 2 Circle the conjunction in each sentence.

1. My favourite colours are pink **and** yellow.
2. The music was fast **and** loud.
3. Would you like to have tea **or** coffee?

CBE (Written)

Draw a picture using any conjunction and Write about the same.




Apples and oranges are good for our health.

CBE (Oral)

Prepare flash cards for conjunction and Speak a sentence.

OBSERVATION

Observe the picture and Write about the same.



1. I like to eat cake and cookies.

My Buddy page no. 44

Textbook Exercise (Pg. no. 68)

A. Join the following sentences using the Conjunctions given in the brackets.

1. Sonali wants some biscuits. Sonali wants some chips. (and)

Ans. Sonali wants some biscuits **and** chips.

2. Ronnie didn't like the shirt. He took it. (but)

Ans. Ronnie didn't like the shirt **but** he took it.

3. Akshay will go to Mumbai. He wants to meet his sister. (because)

Ans. Akshay will go to Mumbai **because** he wants to meet his sister.

4. Kavita knows Alice. Kavita knows Deepa. (and)

Ans. Kavita knows Alice **and** Deepa.

5. You may have an apple. You may have an orange. (or)

Ans. You may have an apple **or** an orange.

6. Anandi is thin. She is very strong. (but)

Ans. Anandi is thin **but** very strong.

B. Choose the correct option from the box to complete the sentences.

....and bathed in it but happyor by train
.....because she was illbecause he did not work hard	
.... but dogs cannot		

1. Ramu is poor **but happy.**

2. Tia did not go to school **because she was ill.**

3. Parrots can talk **but dogs cannot.**

4. Sudha can go by bus **or by train.**

5. Sarla went to the river **and bathed in it.**

6. Sajal did badly in the exams **because he did not work hard.**

ENGLISH COURSE BOOK

L-13 : The Swing (Oral)

CH 13 PRESENT TENSE AND PAST TENSE

Simple Present Tense



I get up early every morning.



She plays tennis every weekend.



Cats like milk.

SIMPLE PAST TENSE



I have read this book three times.



We have known each other for 10 years.



They have been waiting for 2 hours.



She has lived in this house for many years.

Reading and Explanation of the lesson followed with the Textbook page nos. 59, 60, 61, 62, 63

Notebook Exercise

Ex. 1 Rewrite the below given Present Tense in the Past Tense form.

1. The Ostrich is walking.
The Ostrich was walking.
2. The pretty girl plucks the flowers.
The pretty girl plucked the flowers.
3. We are playing football.
We were playing football.


Ex. 2 Circle the correct verb (Present Tense)

1. She keep/**keeps** her room neat and tidy. ✓
2. The child like/**likes** colourful dresses. ✓
3. I **greet**/greet my friends on their birthday. ✓

CBE (Written)

Frame two Present Tense sentences on the basis of given picture :

1. There are five students in the class.
2. There is one book shelf in the class.



CBE (oral)

Discuss about your Visit to a shopping mall.

OBSERVATION

Write two sentence about what you did yesterday.

1. I went to a garden yesterday.
2. I helped my mother in the kitchen.

My Buddy page no. 43

Textbook Exercise

A Fill in the blanks using the given verbs in the correct present tense form.

open read ring sit (2) raise

1. The bell rings at 8 a.m.
2. I sit in the second row.
3. Seema sits next to me.
4. We open our English books.
5. Our teacher reads the lesson.
6. I raise my hand to answer a question.



B Look at the pictures given below and complete the sentences in the present tense.

1. We study in class 2.



2. Sia swims in the swimming pool at the sports complex every day.



3. Rajat writes neatly.



4. The sun shines in the sky.



5. I brush my teeth twice a day.



Past Tense



Roma *played* tennis last Friday.



Yesterday I *bought* new clothes.



We *ate* breakfast in the morning.

The verbs *played*, *bought* and *ate* tell us about the actions that happened sometime in the past. They are in **the past tense**.

To make the past tense form of most verbs we add *-d* or *-ed* to them.

raise ~ raised *d* twinkle ~ twinkled *d* wash ~ washed *ed* look ~ looked *ed*

C Write the past tense forms of the verbs given below.

- | | | | |
|---------|--------------------|-----------|----------------------|
| 1. ask | asked | 6. walk | walked |
| 2. call | called | 7. open | opened |
| 3. cook | cooked | 8. finish | finished |
| 4. love | loved | 9. bark | barked |
| 5. help | helped | 10. type | typed |

D Fill in the blanks using the given verbs in the past tense.

pick jump look climb bark

1. A dog *barked* at a cat.



2. The cat *climbed* a tree.



3. It *jumped* onto the roof.



4. A boy *looked* at the cat.



5. He *picked* it up and took it home.

E Complete the sentences using the past tense forms of the verbs given in brackets.

1. I *opened* the door. (open)

2. I *walked* inside. (walk)

3. I *looked* around. (look)

4. I *picked* up a box. (pick)

5. I *lifted* the lid. (lift)

6. I *screamed*! (scream)



All verbs do not change into their past tense form by adding *-d* or *-ed*. Some verbs take a **special form** when they are used in the past tense.

Present	Past
bring	brought
eat	ate
keep	kept
sleep	slept
catch	caught
send	sent
get	got
tell	told
teach	taught
go	went
stand	stood
come	came

Present	Past
make	made
know	knew
hide	hid
sit	sat
buy	bought
leave	left
meet	met
write	wrote
run	ran
ring	rang
take	took
say	said

F Fill in the blanks with the past tense forms of the verbs given below.

bring buy ring is take come

- Zubin's father bought a new car.
- The driver brought the car home.
- Father rang the doorbell.
- Zubin came out of the house.
- Father took him for a drive in the car.
- Zubin was very happy.

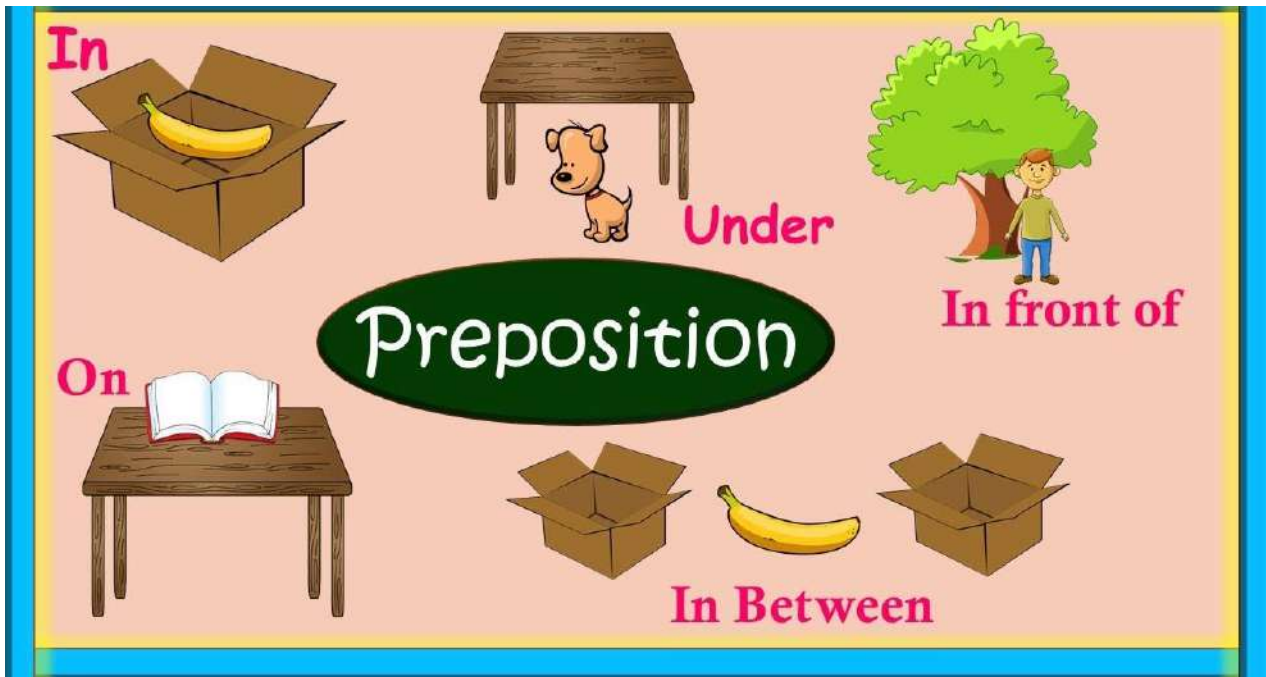


G Some verbs are given below. There is also a grid in which the past tense forms of those verbs are hidden. Search for the words in the grid and circle them. Words may be found both across and down in the grid.

belong feel has like return hear look
 see eat add offer say need
 tell do stay pay last

P	A	I	D	M	C	O	H
S	T	A	Y	E	D	R	A
B	E	L	O	N	G	E	D
T	S	O	F	E	L	T	H
O	A	O	F	E	A	U	E
L	I	K	E	D	S	R	A
D	D	E	R	E	T	N	R
A	D	D	E	D	E	E	D
S	A	W	D	I	D	D	K

CH.14 PREPOSITIONS



Reading and Explanation of the lesson followed with the Textbook page nos. 64, 65, 66

Ex.1 Rearrange the Jumbled sentence and Underline the preposition

1. The ball /under/the/bed/is.
The ball is under the bed.
2. The books /on/the /table/are.
The books are on the table.
3. The chair/near/is/the table.
The chair is near the table.

Ex. 2 Match the following :



1. The frog → (a) is on the tree.
2. The bird → (b) are in the bowl.
3. The monkey → (c) is on the log.
4. The fruits → (d) are in the holder.
5. Pencils → (e) is in the cage .

CBE (Written)

Describe the things which are kept in your study room using prepositions.

1. I have a wooden table in my study room.
2. Many books and pens are lying under the table.

CBE (Oral)

Discuss about your Visit to a Public library.

OBSERVATION

Write about What you observed in the PTM ?

1. My class teacher was sitting in the class .
2. The papers were kept besides the table.

My Buddy page nos. 49, 50

Textbook Exercises

A Choose the correct preposition for each sentence.

- 1. I will meet Ritu at (in/at/for) 5 o'clock.
- 2. The teacher told us a story about (between/to/about) elephants.
- 3. Rohan dived into (into/on/under) the river.
- 4. The students are inside (inside/over/on) the classroom.
- 5. Please tell me something about (on/for/about) yourself.

B Fill in the blanks using the correct prepositions from those given below.

to at under for near into
 around between after outside

- 1. Preeti stared at the strange creature in the cage.
- 2. Bobby could not choose between a biscuit and an ice cream.
- 3. Raghu was sick, so he went to a doctor.
- 4. Manu dropped his cap near his friend's house.
- 5. The man waited outside the operation theatre.
- 6. The cat sat under the table.
- 7. Ravi went home after 9 o'clock.
- 8. They went around the world in eighty days.
- 9. The dog fell into a pit.
- 10. The soldier got an award for bravery.



C Fill in the blanks to complete the composition. Use prepositions from the ones given below.

at on (2) in (3) behind (2) next to (2) about to



Miss Nita is in the classroom. She is looking at the children and saying something to them. The children are sitting on the benches. They are writing in their notebooks. The boy sitting in the front row is Rahul. A girl wearing a bow is sitting next to him. She is Lily. Samarth and Ankit are sitting behind Lily. Soumya is sitting next to Samarth.

Two charts are hanging on the wall behind the children. The charts are about fruits and vegetables.



Delhi Public School Gandhinagar
Academic session (2022-23)

Class II

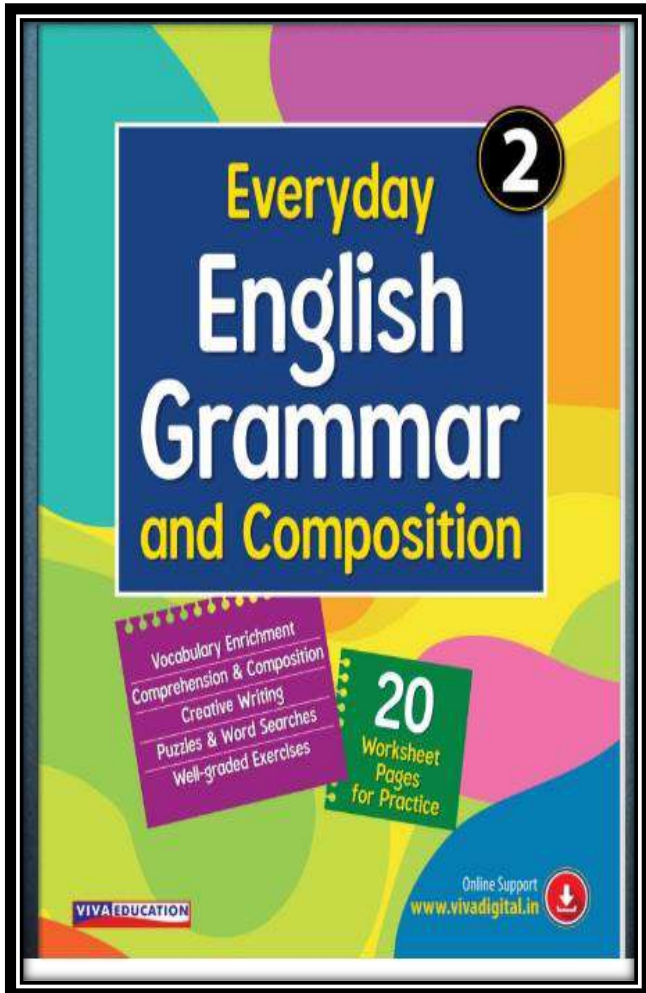
Sample Notebook

Subject:

English

(Done by Preetam & Sarita)

FOR MONTH OF: AUGUST- SEPTEMBER.



Contents	
1	Common and Proper Nouns1
2	Nouns: One and Many8
3	Nouns: Male and Female 13
4	Pronouns 16
5	Adjectives 20
6	Comparison 25
7	A Trip to the Zoo COMPREHENSION A 28
	Worksheets 1-7 30-38
	Test 1 39
8	Verbs 40
9	Is, Am, Are 43
10	Was, Were 46
11	Has, Have, Had 48
12	Smell and Sound COMPREHENSION B 50
	Worksheets 8-11 53-56
	Test 2 57
13	Present Tense and Past Tense 58
14	Prepositions 64
15	Conjunctions 67
16	Articles 69
17	Punctuation 72
18	Sentences 75
19	Haru's House COMPREHENSION C 79
	Worksheets 12-17 81-87
	Test 3 88
20	Apostrophe 89
21	Fun with Words 92
22	Writing Skills 96

GRAMMAR

Chapter – 8 Verbs

Verbs tells us what people, animals and things do. They are also called as **action words**.



Notebook Exercises Ex – I

Q) Fill in the blanks with the correct action words / verbs. Choose the words from the word box.

crawls

cooks

throw

1. Don't throw stones at the animals.
2. Reema cooks dinner on Sunday.
3. The snail crawls out of its hole.

CBE (ORAL)

Which activity helps you to be more active and healthy- playing football or watching TV?
How does it help you to be active and healthy?

CBE (WRITTEN)

MY BUDDY WORKSHEETS Pg no: 21, 22 & 24.

CBE (OBSERVATION)

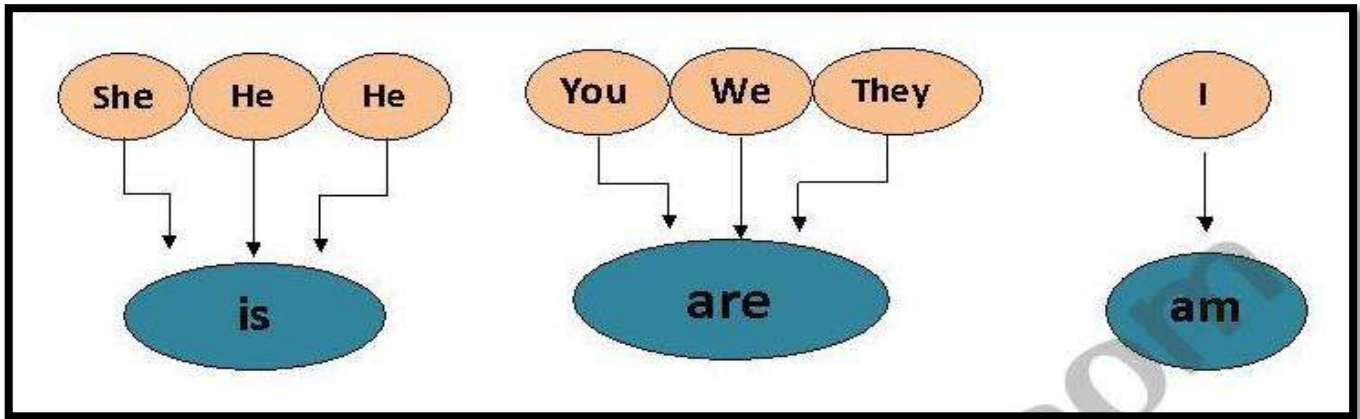
List any three activities which you do from morning till night?

Ans: 1. Brushing our teeth. 2. Taking a bath. 3. Eating food. 4. Sleeping.

(Done by Sarita)

GRAMMAR

Chapter – 9 Is, Am, Are



Notebook Exercises

CBE (ORAL)

1. Give your introduction using is, am, are.

I ____ years old.

We ____ members in the family.

My father's name _____.

My mother's name _____.

My sister's name _____.

CBE (WRITTEN)

MY BUDDY WORKSHEETS Pg no: 17.

1. Frame any two sentences about picnic using the words- is, am, are.

Ans. I am going for school picnic.

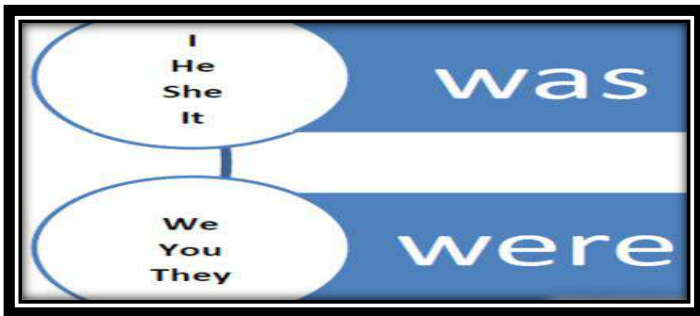
My friends are also going to join me.

OBSERVATION

Discuss two sentences about your hobby using is, am, are.

GRAMMAR

Chapter – 10 Was & Were



The words was and were are the past tense forms of the verb be. They may be used as main verbs or as helping verbs.

Notebook Exercises Ex – I

Q) Rewrite the sentence using was or were:

1. He were happy last night.

Ans: He was happy last night.

2. His dogs was very small.

Ans: His dogs were very small.

CBE (ORAL)

Discuss about the Lunch which you brought today and yesterday.

CBE (WRITTEN)

MY BUDDY WORKSHEETS Pg no: 18.

Q:1 Write two sentence about Weather using –was and were.

- Today the weather is very pleasant.
- Yesterday, it was raining heavily.
- The car was stuck in the mud.
- They were playing in the rain.

OBSERVATION:

Speak about two things you observed in the class using was and were.

GRAMMAR

Chapter – 11 Has, Have & Had

The verbs *has* and *have* show that something belongs to someone. The verb *had* shows that something belonged to someone.

Asif has a toy.



We have presents for Sanjana.



Rohit had a kitten with him yesterday.



I have a pet dog.



Notebook Exercises Ex – I

CBE (ORAL)

Discuss any two books you have in your study room.

CBE (WRITTEN)

MY BUDDY WORKSHEETS Pg no: 18.

1. Write the name of two red colour things you have?

Ans. 1. I have a red dress.

2. I have a blue pen.

GRAMMAR

Chapter – 12 Smell and Sound (Unseen Comprehension)



Q) Choose the correct answer. (Pg: 51)

1. What made the farmer's mouth water?

Ans: The pleasant smell coming from a sweet shop.

2. Why did the shopkeeper ask the farmer for payment?

Ans: Because he smelled the sweets.

3. What happened to the farmer when the wise man gave him a word of advice?

Ans: His face lit up.

4. The farmer paid the shopkeeper by

Ans: jingling the coins in his pocket.

B) Answer the following questions. (Pg: 52)

1. Why did the farmer turn to go from the sweet shop?

Ans: The farmer turned to go from the sweet shop because he could not afford to buy the sweets.

2. Why did the sweet seller ask the poor man for money?

Ans: The sweet seller asked the poor man for money as he enjoyed the smell of the sweets.

3. What did the farmer do with the coins in his pocket?

Ans: The farmer jingled the coins in his pocket.

4. Did the shopkeeper learn a lesson? If yes, what was it? Ans: Yes, the shopkeeper learned a lesson that we should not cheat others.

(Done by: Ms. Preetam)

Course book : Chapter-3 Brave Babli

Notebook Exercise

Q:1 New Words.

1. children.	4. heroine.
2. drowning.	5. gathered.
3. dreams.	6. courage.

Q:2 Word Meanings.

1. drowning - dying under the water because you cannot breathe.
2. thud - the sound made when a heavy object hits something else.
3. award - a prize for something.

Q:3 Make Sentences.

1. family - I love my family .
2. river- I crossed the river by a boat.
3. award - I won an award in the drawing competition.

Q:4 Answer the following questions.

1. Where did Babli live?

Ans: Babli lived with her family in a small mud house on the banks of the river Ganga.

2. Why Babli could not go to the school?

Ans: Babli could not go to the school because her family had no money to pay for the school fees.

3. Who wrote about Babli's brave deed?

Ans: A newspaper reporter wrote about her brave deed in the newspaper, 'Amar Ujala'.

CBE (ORAL)

1. If you want to set an example just like Babli, which of the following would you choose to save the person's life?

a. Run away from the spot. **b. Help the person quickly.** c. Say Bye and never return back.

2. 'Babli always helps her mother with the work in the house'. Discuss any two points where you help your mother in the house.

CBE (WRITTEN)

1. Which qualities do you find in Babli? Mention any one.

Ans: The following are the qualities we find in Babli :

1. Always smiling and helpful.
2. Faith in hard work and in God.
3. Doing something for others.
4. Shining example of courage.

2. In the evening, she goes to watch the sunset over the Ganga. Mention the antonym for the underlined words.

Ans: evening* morning , sunset* sunrise.

CBE (OBSERVATION)

There are many children just like Babli who are poor and cannot go to the school. How would you help such children? State one example.

Ans: 1. I will donate my clothes to them. 2. I will give money to the needy people.

(Children would come up with a variety of answers.)

2. You are playing with a friend in your room. Suddenly, your friend feels dizzy and falls down. There's nobody else at home. What will you do to help your friend? Discuss in groups of five. (Discussion with the students.)

(ORAL POEM AND LESSONS)

Poem :4 A Raggy dog, A Shaggy dog.

Poem: 7 Who has seen the Wind?

L: 5 Little Round Bun.

L:16 Aladdin and the Magic Lamp.

Course book : Chapter-6 Priya's Dream.

Notebook Exercise

Q:1 New Words.

1. decorate.	4. enjoyed.
2. excited.	5. weeping.
3. invitations.	6. upset.

Q:2 Word Meanings.

1. in time - not late.
2. as usual - in the same way as what happens.
3. eagerly - in a very interested and excited manner.

Q:3 Make Sentences.

1. birthday - I love to celebrate my birthday in the school.
2. decorate - My mother likes to decorate my room.
3. cake - I love to eat a chocolate cake.

Q:4 Answer the following questions.

1. What was Priya's bad habit?

Ans: Priya's bad habit was that she was late for everything.

2. What changed Priya's life forever?

Ans: Priya's dream changed her life forever.

3. What happened on Priya's birthday? (Write any 2 points)

Ans: 1. Priya reached her school in time.

2. Her red silk dress was ready in the evening.
3. The party room was decorated beautifully.
4. All her friends came in time.

4. What did Priya's father tell the baker?

Ans: Priya's father asked the baker to make a Mickey Mouse birthday cake for Priya.

Q:5 Write the Synonyms of the following:

1. sad – unhappy, upset
2. begin – start
3. big – huge

CBE (ORAL)

Q. 1 Which are the two most important gifts that you have received on your birthday?

Q. 2 Have you ever reached late at the railway station and missed your train? How did you feel?

CBE (WRITTEN)

1. Write how you feel on a very special day?

Ans. I feel like the happiest person on the earth.

2. On which occasions do you celebrate and cut the cake? Mention any two.

Ans: I celebrate and cut the cake on my:

1. Birthday.
2. After winning an award.
3. Parent's Birthday and Anniversary.

CBE OBSERVATION

Imagine, Think and Draw about your memorable birthday party.

Reading and Explanation of the Lesson followed with the Textbook page numbers:

41- 48. *Home Assignment : Learn the New words.



Delhi Public School Gandhinagar

Academic session (2022-23)

Class II

Sample Notebook

Subject:

English

*Reading and Explanation of the lesson.

Course book : Chapter-8 The Great Bear and the Little Bear.
(ORAL)

Grammar L: 5 Adjectives.

5 Adjectives



a tall girl



a white kitten



a thin man

The words *tall*, *thin* and *white* describe the nouns *woman*, *man* and *kitten*.

The words that describe nouns are called **describing words** or **adjectives**.

*Reading and Explanation of the lesson followed with the Textbook page nos: 20, 21, 22, 23, 24.

Notebook
Exercise

Exercise : 1 (In Notebook)

Q:1 Underline the Adjective in the following sentences.

1. Karan was wearing a smart shirt.
2. My mother wore a green saree.
3. I bought a new car.

Exercise : 2 (In Notebook)

Q:2 Write an adjective (describing word) for each noun. Choose from the box.

light, kind, cold, beautiful, sweet.

1. A **cold** day.
2. A **beautiful** scenery.
3. A **sweet** mango.
4. A **light** feather.
5. A **kind** teacher.

CBE.

(ORAL)

1. Describe one adjective for the given items.
(bag, bottle, ice-cream, chocolates, car, tree, fish, apple)
2. **Nikhil is a good boy.** The word **“good”** describes the boy. What type of a child are you? Tell the class one good quality that you have.

(WRITTEN)

My Buddy page no: 19,20.

(OBSERVATION)

Mention any one adjective for your mother, father, sister / brother and grandparents.

- Ans:
1. mother- beautiful.
 2. father - strong.
 3. sister - young.
 4. grandparents – caring.

Chapter – 6 Comparison

Exercise : 1 (In Notebook)

Q:1 Choose the correct word from the bracket and fill in the blanks.

1. The teacher is **older** than the students. (younger/ older)
2. A sack of rice is **heavier** than a packet of sugar. (heavier/ lighter)
3. Niti is the **tallest** girl in the class. (taller/tallest)

Exercise : 2 (In Notebook)

Q:2 Complete the table.

Adjectives	- er	- est
1. warm	warmer	warmest
2. tall	taller	tallest
3. bad	worse	worst
4. good	better	best
5. little	less	least

CBE. (ORAL)

1. You want to be stronger and taller. Which food should you eat- salad, yogurt and fruits or burgers, chips and French fries? Give reasons Why?

(WRITTEN)

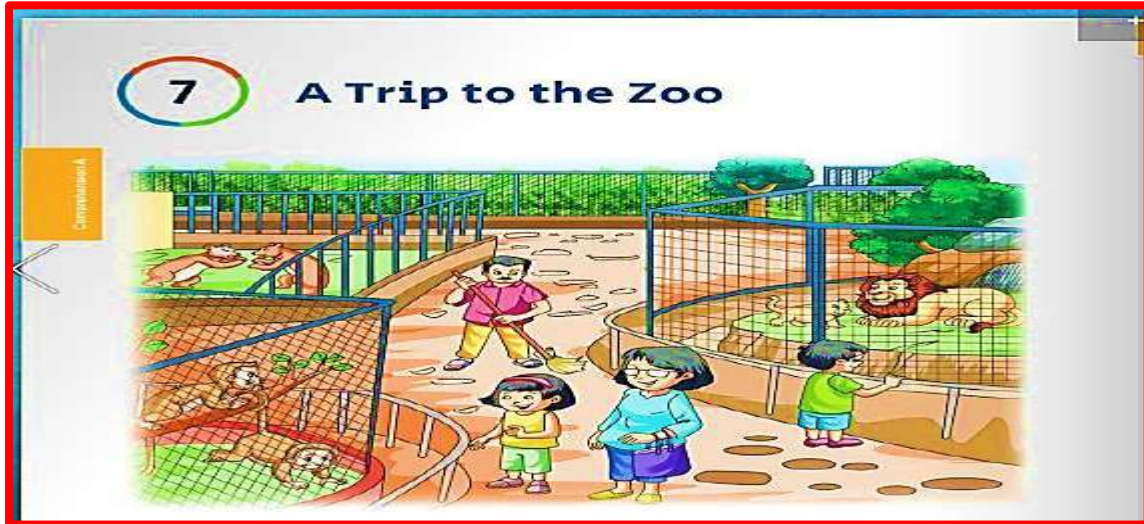
My Buddy page no: 16.

(OBSERVATION)

Observe any one big thing from your surroundings, compare it and Frame a sentence on it.

Eg: An elephant is **bigger** than a mouse.

Grammar.L: 7 A Trip to the Zoo. **(Comprehension)**



Attia went to the zoo yesterday. She saw many animals. Different animals lived in different sections of the zoo. Monkeys were hanging from trees and eating bananas. Lions were playing with their cubs. Crocodiles had big jaws and sharp teeth. There were snakes inside a cage made of glass. Attia also saw two bears having a fight. One whole section of the zoo was full of colourful birds. Attia saw some birds for the first time. There were people working at the zoo. Attia's mother told her that they are the ones who take care of the animals. She said that they are called 'zookeepers'. It is their job to keep the animals clean and healthy.

28

A. Answer the following questions.

1. Name the animals that Attia saw at the zoo.

Ans: Attia saw monkeys, lions and their cubs, crocodiles, snakes, bears and colourful birds at the zoo.

2. What were the bears doing?

Ans: The two bears were having a fight.

3. What does a zookeeper do?

Ans: A zookeeper keeps the animals clean and healthy.

B Write whether the following statements are true or false.

1. The crocodiles at the zoo had small jaws.
2. Different animals lived in different sections of the zoo.
3. The monkeys were eating apples.
4. Attia's father told her about zookeepers.
5. Attia saw some birds for the first time.

C Underline the naming words and circle the describing words.

animals Attia bananas big cage clean zoo
colourful crocodiles different glass healthy
zookeepers lions monkeys mother sharp

Solution:

B. 1. False 2. True 3. False 4. False 5. True

C. **Naming words**

animals
Attia
bananas
cage
zoo
crocodiles
glass
zookeepers
lions
monkeys
mother

Describing words

big
clean
colourful
different
healthy
sharp

THANK YOU



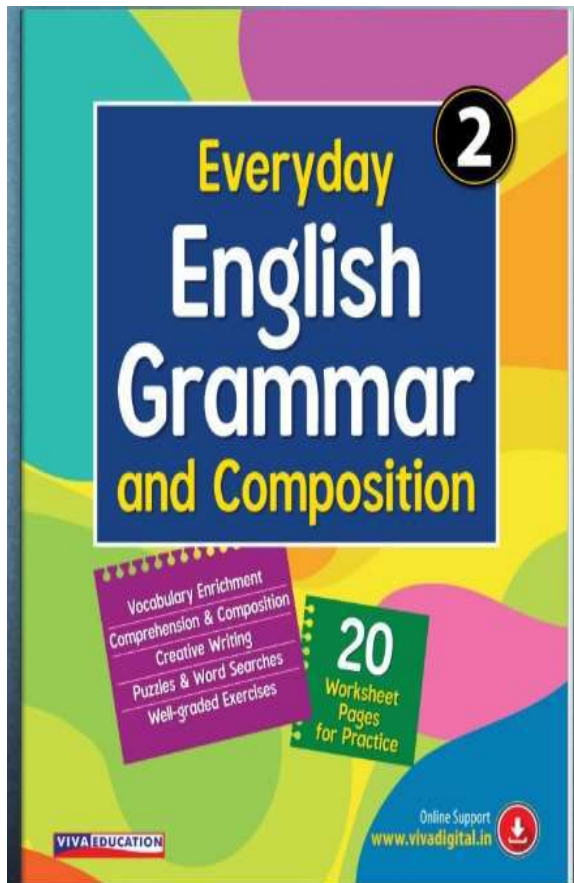
Delhi Public School Gandhinagar
Academic session (2022-23)

Class II

Sample Notebook

Subject:

English for
June month



Contents	
1	Common and Proper Nouns.....1
2	Nouns: One and Many.....8
3	Nouns: Male and Female.....13
4	Pronouns.....16
5	Adjectives.....20
6	Comparison.....25
7	A Trip to the Zoo COMPREHENSION A28
	Worksheets 1-7.....30-38
	Test 1.....39
8	Verbs.....40
9	Is, Am, Are.....43
10	Was, Were.....46
11	Has, Have, Had.....48
12	Smell and Sound COMPREHENSION B50
	Worksheets 8-11.....53-56
	Test 2.....57
13	Present Tense and Past Tense.....58
14	Prepositions.....64
15	Conjunctions.....67
16	Articles.....69
17	Punctuation.....72
18	Sentences.....75
19	Haru's House COMPREHENSION C79
	Worksheets 12-17.....81-87
	Test 3.....88
20	Apostrophe.....89
21	Fun with Words.....92
22	Writing Skills.....96

L: 2 Nouns: One and Many.



(24.6.22) Reading and Explanation of the Lesson followed with the Textbook page numbers: 8,9.

(24.6.22) Reading and Explanation of the Lesson followed with the Textbook page numbers: 10 and 11.

Exercise: 1 (In Notebook)

Q:1 Identify the error and Rewrite the sentence.

1. The babies is crying.

Ans: The **baby** is crying.

2. There are ten egg in the basket.

Ans: There are ten **eggs** in the basket.

3. The child are flying the kites.

Ans: The **children** are flying the kites.

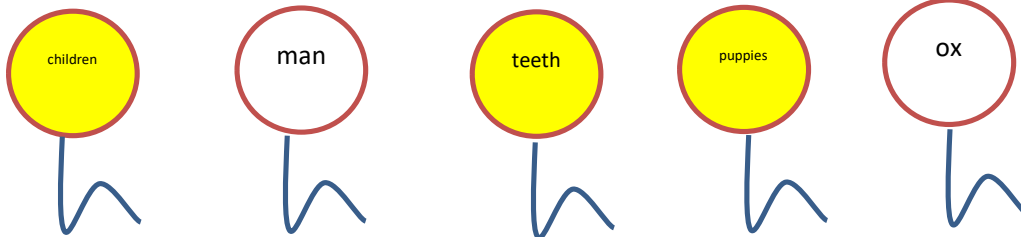
4. I fell down and hurt my left feet.

Ans: I fell down and hurt my left **foot**.

(27.6.22) Reading and Explanation of the Lesson followed with the Textbook page number: 12.

Exercise: 2 (In Notebook)

Q:2 Colour the balloon with a noun in the plural form.



Exercise: 3 (In Notebook)

Q:3. Fill in the empty blocks with letters and Complete the sentence with a Singular or a Plural noun.

1. A chair has four **LEGS**. (leg/ legs)

2. Jay has white **TEETH**. (teeth/ tooth)

3. The queen had a beautiful **CROWN**. (crown/ crowns)

4. The **BIRDS** are sitting on a **TREE**. (bird/ birds, trees/ tree)

5. The **DOGS** were looking at the bones in the **BASKET**. (dog/ dogs, basket/ baskets)

CBE BASED. (OBSERVATION)

Q:4 List any five plural nouns seen in your surroundings.

1. cars
2. dogs
3. trees
4. benches.
5. buses
6. puppies
7. leaves
8. children.

L: 3 Nouns: Male and Female.

(29.6.22) Reading and Explanation of the Lesson followed with the Textbook page number: 13-15.

Notebook Exercise – I

Q.1 Pick words from the box and Write them in the correct column.

cow, mare, bull, son, peacock, daughter, horse, tigress.

Masculine gender.	Feminine gender.
1. bull	1. cow
2. son	2. mare
3. peacock	3. daughter
4. horse	4. tigress.

Q:2 Underline the masculine gender and Circle the feminine gender.

1. The hen laid a golden egg.
2. The boy sat on the stool.
3. The drake waddled into the pond.
4. The lioness on the rock with her cubs.
5. My father has a blue car.

Q:3 Change the gender and Rewrite the sentence.

1. My uncle always gets me cookies.

Ans: My aunt always gets me cookies.

2. My niece and I went for shopping.

Ans: My nephew and I went for shopping.

3. My **grandmother** gave me a sweater.

Ans: My **grandfather** gave me a sweater.

4. Ravi's **mother** is older than her **aunt**.

Ans: Ravi's **father** is older than his **uncle**.

5. The young **boy** helped the old **woman** to cross the road.

Ans: The young **girl** helped the old **man** to cross the road.

CBE BASED.

(OBSERVATION) (L:2 & 3)

Q:4 Have you ever observed number of male and female in your family?

Classify them in the correct column of the gender.

Ans:

Masculine gender	Feminine gender
1. father (singular)	1. mother (singular)
2. brothers (plural)	2. sisters (plural)
3. grandfather (singular)	3. grandmother (singular)
4. uncles (plural)	4. aunts (plural)

Chapter-2 Chhuk- Chhuk



Notebook Exercise

Q:1 New Words.

1. headlight	6. squawked
2. powerful	7. chatted
3. carriages	8. whispered
4. praise	9. scratches
5. shouted	10. frightened

Q:2 Word Meanings.

1. powerful – very strong.
2. squawked – made a loud sharp sound.
3. scratches – cuts on the skin by something sharp.
4. ever after – always.

Q:3 Make Sentences.

1. toys – I love to play with my **toys**.
2. garden – There is a beautiful **garden** near my house.
3. happy – I am **happy** to meet my best friend after a long time.
4. train – We like to travel by **train**.
5. help – We should **help** each other.

Q:4 Write the synonyms of the following.

1. beautiful – pretty.
2. sleepy- drowsy.
3. scream – shout.

Q:5 Correct the following statements.

1. Chhuk- Chhuk was a blue toy doll.

Ans: Chhuk- Chhuk was a red toy train.

2. One day, a poor man bought the red toy train for his grandson, Ramesh.

Ans: One day, a rich man bought the red toy train for his grandson, Rahul.

Q:6 Answer the following questions.

1. Who was Chhuk- Chhuk?

Ans: Chhuk-Chhuk was a red toy train. It had a powerful headlight, a bell, three carriages and many strong wheels.

2. What happened whenever Chhuk- Chhuk moved?

Ans: Whenever Chhuk- Chhuk moved, the headlight shone brightly and the bell rang loudly.

3. Did the children like the toy train? How can you say so?

Ans: Yes, the children liked the toy train because they stopped to look at it and screamed that it was a beautiful toy train.

4. What was Chhuk-Chhuk's reaction when it heard the words of praise?

Ans: When Chhuk- Chhuk heard the words of praise it felt very proud.

5. What happened when Atul accidentally kicked Chhuk- Chhuk?

Ans: When Atul accidentally kicked Chhuk- Chhuk, it went flying into a bush, its powerful headlight fell off and there were deep scratches all over its body.

6. What made Chhuk- Chhuk look bright and happy again?

Ans: Chhuk- Chhuk was cleaned properly, its headlight was put back into its place, it was painted all over the scratches with red paint which made it look bright and happy again.

7. Why was Chhuk- Chhuk frightened?

Ans: Chhuk- Chhuk was frightened because it was alone in the bush.

CBE BASED

(ORAL)

1. Can a train move anywhere? Why?

Ans: No, a train cannot move anywhere because it can run only on the railway tracks.

2. What do we learn from the lesson Chhuk- Chhuk?

Ans: We learn that we should not be rude to others and be proud of ourselves. Instead, we should be friendly and help each other.

(WRITTEN)

1. Find any five nouns from the lesson “Chhuk- Chhuk”.

Ans: 1. train 2. toys 3. window 4. grandfather 5. parrot

(OBSERVATION)

1. Have you ever noticed the different colours of the train? Mention any two.

Ans: Yes, I have noticed the different colours of the train. They are:

1. Blue colour – Passenger train.

2. Maroon colour - Goods train.

(17.6.22- 22.6.22) Reading and Explanation of the Lesson followed with the Textbook page numbers: 8,9,10,11,12,13.

Home Assignment given:

Learn and Write New words and Make Sentences in the Notebook,

Thank – you.



ENGLISH
TERM – I
SAMPLE
NOTEBOOK
CLASS 2



APRIL
(2022-23)



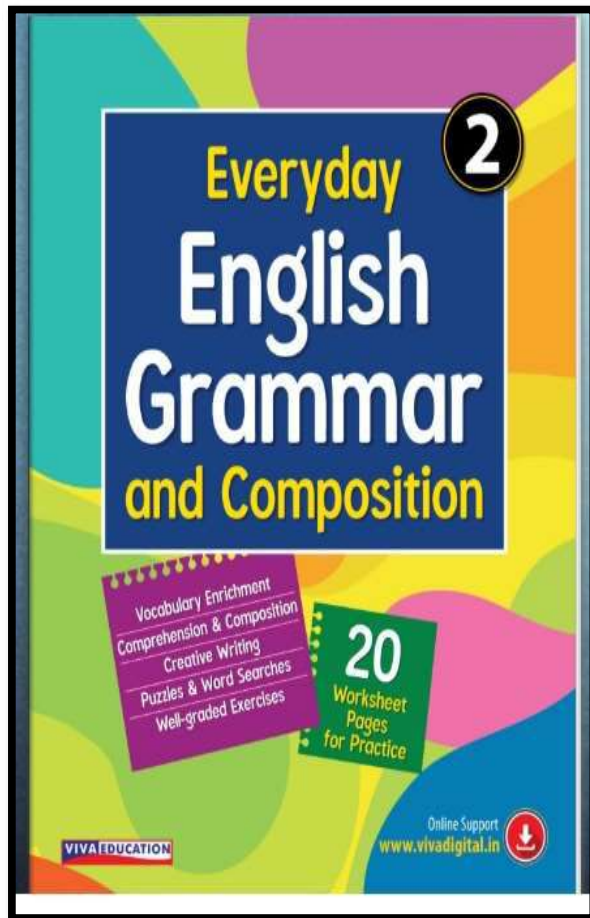
Delhi Public School Gandhinagar
Academic session (2022-23)

Class II

Sample Notebook

Subject:

English



Contents	
1 Common and Proper Nouns	1
2 Nouns: One and Many	8
3 Nouns: Male and Female	13
4 Pronouns	16
5 Adjectives	20
6 Comparison	25
7 A Trip to the Zoo (COMPREHENSION A)	28
Worksheets 1-7	30-38
Test 1	39
8 Verbs	40
9 Is, Am, Are	43
10 Was, Were	46
11 Has, Have, Had	48
12 Smell and Sound (COMPREHENSION B)	50
Worksheets 8-11	53-56
Test 2	57
13 Present Tense and Past Tense	58
14 Prepositions	64
15 Conjunctions	67
16 Articles	69
17 Punctuation	72
18 Sentences	75
19 Haru's House (COMPREHENSION C)	79
Worksheets 12-17	81-87
Test 3	88
20 Apostrophe	89
21 Fun with Words	92
22 Writing Skills	96

Cursive Writing Pg nos: 2,3,4,5, 6 & 7.

L: 1 Common and Proper nouns.

(5.4.22) Reading and Explanation of the Lesson followed with the Textbook page numbers: 1,2 &3.

Home Assignment will be given at the end of the lesson.

Q 1. Replace the proper nouns in each sentence with a common noun and Rewrite the sentence. Follow the example given below.

Eg: My friend drives a BMW.

Ans: My friend drives a car.

1. She won the match for the Delhi Public School, Gandhinagar.

Ans: She won the match for the school.

2. I read the Tales of Akbar and Birbal in the holidays.

Ans: I read a book in the holidays.

3. Children of all ages watch Spiderman.

Ans: Children of all ages watch a movie.

4. We had our lunch at Sankalp.

Ans: We had our lunch at a restaurant.

5. My grandfather reads The Times of India every day.

Ans: My grandfather reads a newspaper every day.

Q 2. Write the Common nouns and Proper nouns in the correct column.

mango	elephant	chair	Navratri	train
Canada	pencil	Taj Mahal	Rohan	Ganga

Common noun	Proper noun
1. mango	1. Canada
2. elephant	2. Taj Mahal
3. pencil	3. Navratri
4. chair	4. Rohan
5. train	5. Ganga

Reading and Explanation of the Lesson followed with the Textbook page nos: (4 -7)

Q 3. Underline the Nouns in the sentences. Write whether it is person, place, animal or a thing.



1. She is a little girl.

Ans: girl- person.

2. The old man used a stick to walk.

Ans: man- person, stick -thing.

3. A bear lived in a jungle near the hill.

Ans: bear -animal, jungle, hill - place.

Q 4. Match the following.

A (Common noun)	B (Proper noun)
1. doctor	a. Miss Mala
2. teacher	b. Inspector Bala
3. puppy	c. Gujarat
4. state	d. Dora
5. school	e. Dr. Ali
6. police officer	f. St Mary's School

Ans: 1. e. 2. a. 3. d. 4. c. 5. f. 6. b.

Q 5. Write two Proper nouns for each of the common noun given below.

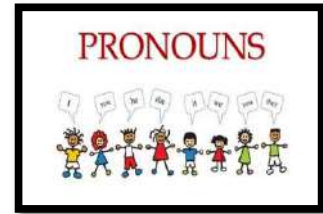
1. city – Ahmedabad, Gandhinagar.

2. planet – The Earth, The Mars.

3. river – The Ganga, The Sabarmati.

4. month – April, November.

5. festival – Diwali, Holi.



• English Grammar

• Chapter – 4

• PRONOUNS

Kartik has a balloon.
He has a balloon.

The cat is sleeping.
It is sleeping.

In the examples above, **he** and **it** are used in place of **Kartik** and **cat**. These words are **pronouns**.

A **pronoun** is a word used in place of a noun.

Some pronouns we use every day are: **I, me, we, us, you, he, him, she, her, they, it** and **them**.

These pronouns replace the names of people	Used for the names of males	Used for the names of females	Used for the names of both males and females
	<i>he, him</i>	<i>she, her</i>	<i>I, me, you, we, us, they, them</i>

The pronoun **it** is used for animals and things.

It is also used to talk about time and weather.

• *It is 9 o'clock.*

• *It is so hot today.*

Can you identify the singular and plural pronouns in the table above?

Singular pronouns are: *I*, *he*, *him*, *she*, *her*, *it*

Plural pronouns are: *we*, *us*, *they*, *them*

The pronoun *you* is used in both singular and plural.

- A singular pronoun takes the place of a singular noun.

Examples –

- **Priya** lives in Mumbai.
- **She** lives in Mumbai.
- **The flower** is red.
- **It** is red.

- A plural pronoun is used in place of plural pronoun.

Examples –

- Father put **biscuits** on a plate.
- Father put **them** on a plate.
- **Seema and I** are friends.
- **We** are friends.



Notebook Exercises

Ex – I

PAGE 9

Q 1. Fill in the blanks with correct words from the box.

me them she it I

1. We saw them in Agra.
2. My class teacher asked me to sing.
3. My mother is in the garden. She is watering the plants.
4. There is garbage on the floor. Please throw it in the dustbin.
5. I am a doctor.

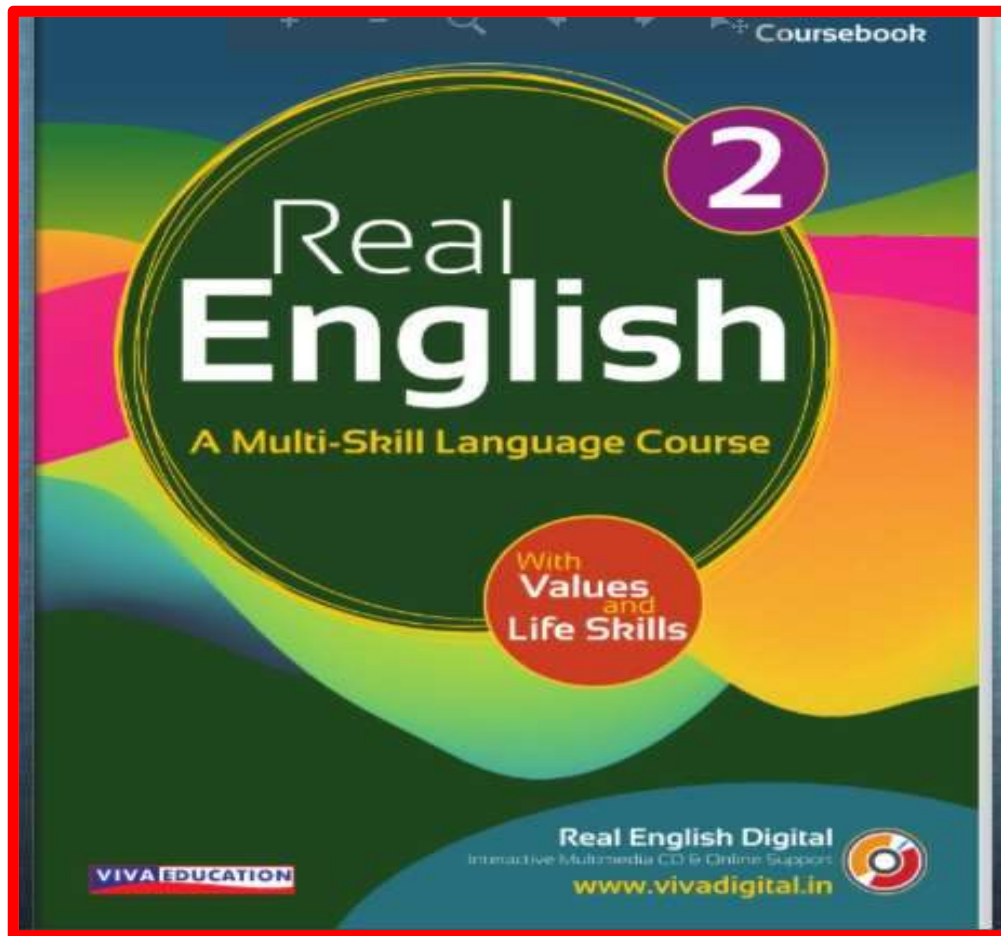
Ex – II

Q 2. Rewrite the following sentences using a correct Pronoun in place of the underlined nouns.

1. Sita and I lived in Chennai. Sita and I were born there.
Ans. Sita and I lived in Chennai. We were born there.
2. Rahul's father took Rahul to the cricket match.
Ans. Rahul's father took him to the cricket match.
3. The cup fell down and broke. The cup was my favourite cup.
Ans. The cup fell down and broke. It was my favourite cup.
4. Jason and Tracy are playing in the park. Jason and Tracy are very tired.
Ans. Jason and Tracy are playing in the park. They are very tired.

Q 3. Write three sentences starting with the following Pronouns.

1.	<u>I</u> am a smart girl/boy.
2.	<u>You</u> must follow the traffic rules.
3.	<u>We</u> love to eat pizza.



Contents

	<i>Detailed Contents</i>	vi
1.	The Little Plant	1
2.	Chhuk-Chhuk	6
3.	Brave Babli	14
4.	A Roggy Dog, A Shaggy Dog	24
5.	Little Round Bun	29
6.	Priya's Dream	39
7.	Who Has Seen the Wind?	49
8.	The Great Bear and the Little Bear	53
9.	Kalidasa	62
10.	Two Little Kittens	72
11.	The Discontented Fir Tree	78
12.	Saint Francis and the Wolf	88
13.	The Swing	96
14.	The Wise Men of Gotham	101
15.	All Things Bright and Beautiful	107
16.	Aladdin and the Magic Lamp	112

Poem 1 - The Little Plant.

PAGE 11

21.04.22

By- Kate Louise Brown

➤ Exercises to be done in the Literature Notebook:

Notebook Exercise

Q:1 New Words.

1. heart.	6. asleep.
2. seed.	7. sunshine.
3. buried.	8. raindrops.
4. deep.	9. wonderful.
5. plant.	10. world.

Q:2 Word Meanings.

1. buried	- put deep into the ground.
2. fast asleep	- sleeping deeply.
3. creep	- move slowly.
4. bright	- shining.
5. rose	- moved from a lower position to a higher position.

Q:3 Make Sentences.

1. wake	- I wake up early every day.
2. plants	- Plants die without water.
3. voice	- My friend always speaks in a very loud voice .
4. wonderful	- Tom is a wonderful dancer.

Q:4 Answer the following questions.

1. Where is the little plant sleeping?

Ans: The little plant is sleeping in the heart of a seed.

2. Who spoke to the plant?

Ans: The Sun and the Raindrops spoke to the plant.

3. What did they want the little plant to do?

Ans: They wanted the little plant to wake up.

4. Which word in the poem means 'grow'?

Ans: The word 'rose up' in the poem means grow.

5. What did the Sunshine ask the plant to do?

Ans: The Sunshine asked the plant to creep to the light.

6. What do you think the little plant saw in the outside world?

Ans: The little plant saw the natural beauty in the outside world.

Q:5 Complete the poem.

In the heart of a seed,

Buried deep so deep,

A tiny little plant

Lay fast asleep.

Q:6 Write the rhyming words of the following words.

1. light – bright

2. deep – asleep

3. see – be

➤ **Recapitulation of the Poem- (Oral Activity)**

(25.4.22- 30.4.22) Recitation and Explanation of the Poem followed with the Textbook page numbers: 2-5.

Home Assignment :

- Learn the poem and Write the New words one time in the notebook.
- Learn the Word Meanings.
- Dictation- For dictation, learn New words underlined while reciting the Poem.

Thank – you.