




DELHI PUBLIC SCHOOL,

GANDHINAGAR

SESSION – 2022-23

SUBJECT – ENGLISH

Sample notebook



Month – January

January	Environment Friendly	Ch-15 Little Boy { Poem } Ch-16 Little Red Hen	Ch-9 Noddy and the Crow	Our National Animal	Ch-16 Fun with words Ch-17 Writing Skills	Role Play
---------	-------------------------	--	----------------------------------	---------------------------	--	--------------

Lesson – 15 Little Boy Blue:- Textbook page no - 95

Green Box Word ----haystack : a large pile of hay

Notebook exercise

➤ **New Words**

- | | | | | |
|----|--------|----------|---------|-----------|
| 1. | little | 3.horn | 5. blow | 7. asleep |
| 2. | field | 4. sheep | 6. corn | 8. Wake |

➤ **Make sentences of the following words.**

- 1) **corn** – A little Sheep is eating corn.
- 2) **field** – The sheep are in the field.

Practice work.

1. wake
2. cry.



➤ **Textbook exercise (page no – 96) Comprehension**

A. Fill in the blanks.

1. The sheep are in the field.
2. The sheep are eating the corn.
3. Little Blue Boy is asleep on a haystack.
4. He will cry if someone wakes him up.

Vocabulary :

B1. Circle the odd word.

- | | | | | |
|----|----------|-------|--------|--------|
| a. | cow | sheep | boy | dog |
| b. | field | shed | meadow | garden |
| c. | feathers | beak | tree | wings |

B2. Complete the following pairs with rhyming words. Then read them aloud.

- | | | | |
|----|-------------|------------------|--------------|
| 1. | horn –corn | 3. hay –day | 5. cry - dry |
| 2. | fast – last | 4. sheep –asleep | |

Textbook exercise (Page no - 100)

A1. Number the following sentences in the correct order. They tell us how Little Red Hen made bread.

- 2 The grains grew into plants.
- 1 Firstly, Little Red Hen planted the grains of wheat.
- 4 She took the wheat to the mill for grinding into flour.
- 5 Next, she made the flour into dough.
- 3 Then, she cut the wheat plants.
- 6 Finally, she baked the dough into bread.



A2. Complete the answers.

- 1. Where did Little Red Hen find the grains of wheat?
Ans. Little Red Hen found the grains of wheat in a field.
- 2. Who all did Little Red Hen ask for help?
Ans. The Little Red Hen asked duck, cat and dog for help.
- 3. Who helped Little Red Hen?
Ans. No one helped the Little Red Hen.
- 4. Did Little Red Hen share the bread with her lazy friends?
Ans. No, Little Red Hen did not share the bread with her lazy friends.
- 5. Can we get anything without hard work?
Ans. No, we cannot get anything without hard work.

Textbook exercise (Page no - 101)

A3. Who gave the following excuses for not doing work? Number 1 is done for you.

Excuses	Animal	Work
1. Not I, my kittens are sick.	Cat	To plant the grains.
2. Not I, I am too sick.	Dog	To cut the wheat plant.
3. Not I, I am frightened of the noise of the mill.	Duck	To accompany hen to the mill.
4. Not I, I cannot walk so far.	Cat	To accompany hen to the mill.

Vocabulary: B1. Choose the correct word from the bracket and fill in the blanks.

1. Little Red Hen found some grains (grains / brains) of wheat.
2. She went to a mill (hill / mill) to grind the wheat into flour.
3. She wanted to bake (bake / take) bread with the dough.
4. Little Red Hen did not give the bread to her friends as they did not share (stare/ share) the work with her.

B2. Match the ow words in Column A with their meanings in Column B.

	Column A	Ans		Column B
1	bow	3	A	it has a stem and petals.
2	howl	4	B	a tall narrow building
3	flower	1	C	bend forwards and backwards
4	tower	5	D	a night bird
5	owl	2	E	Dogs and wolves do this

Textbook exercise (Page no -102) Grammar Shall /will

Complete the following sentences with **shall** or **will** and the given verbs. Sentence 1 is done for you.

Close, wear, wash, play,

1. It is raining outside. I shall wear my raincoat.
2. Arun and David will play football for the school.
3. The dishes are dirty. We shall wash them this evening.
4. It is windy. Shall I close the window?
5. Samira is feeling hungry. Mother will cook food for her.

Textbook exercise (Page no -103- Writing skill)

Notebook exercise (E1)

I. New words

1. frightened 3.wheat 5.mill 7.guard
2. reaping 4.grind 6.flour 8. loaf

II. Make sentences for the following words.

1. **guard**– Dog guards our house.
2. **frightened**– The cats are frightened of dogs.
3. **field**– The hen found seeds in the field.

Practice work (Make sentences)

1. mill – There is a flour mill near my house.
2. bread – Little red hen baked the bread.

III. Answer the following questions.

1. Where did Little Red Hen find the grains of wheat?

Ans. The Little Red Hen found the grains of wheat in a field.

2. Who all did Little Red Hen ask for help?

Ans. The Little Red Hen asked duck, cat and dog for help.

IV. Tick the correct answer. [C.B.E]

1. Little hen baked the _____

Ans: a. cake b. bread ✓

2. Little Red Hen went to a _____ to grind the wheat into flour.

Ans: a. mill ✓ b. mall

Creative Writing:- Our National Animal

1. Tiger is the National animal of India.
2. It has black stripes on its body.
3. It is a wild animal.
4. It eats the flesh of other animals.
5. It lives in the forest.



English Grammar Chapter – 16 Topic – Fun with Words

A. Match the words in column A with the words in column B to form new words.

[C.B.E]

	A	Ans		B
1	break	2	a	ground
2	play	4	b	work
3	black	5	c	Man
4	home	6	d	Lace
5	post	1	e	Fast
6	shoe	3	f	Broad

Write the words you formed in the blanks.

Breakfast
playground
blackboard
homework
postman
shoelace

B. Solve these interesting word puzzles. The first letter of each word is given. [page no 82 & 83]

- It sails on the sea. **ship**
- You wash your hands with it. **soap**
- Your mother keeps money in this. **purse**
- You tidy your hair with this. **comb**
- Birds fly with the help of these. **wings**
- It falls from the clouds **rain**

Grammar Textbook Text book Page no – 86 Chapter – 17 Writing Skills








I. Look at the pictures (refer to tb page no - 86). Write about Aamir.

1. Aamir is six years old. (**six / one**)
2. He can tie his shoelaces. (**shoelaces / bag**)
3. He can read. (**write / read**)
4. He can write. (**write / read**)
5. He can climb trees. (**walls / trees**)
6. He can dance. (**dance / drive**)

Textbook Page no – 87

1. I can draw pictures. I can jump in the puddle.
2. I can swim. I can write a letter.
3. I can drive. I can cook tasty food.

II. Complete the paragraph about Rahul's birthday. [C.B.E]

It is Rahul's birthday. He is cutting a  cake. There are five candles  on the cake. The children are wearing caps  on their heads. There are colourful  balloons hanging in the room. The children have got gifts  for him. Some children are  dancing while some are drinking  juice.

Textbook Page no – 88

B. Here is an invitation card Sonali sent to her friends. (refer TB page no 88)
Now make an invitation card for your own birthday party.

Dear **Monika**.....,

Please come to my birthday party
on ...**11th February**.....
at**7:30PM**.....



With love,
Sonali.....

Textbook page no – 89 Practice Work

A. Complete the story using the given clues. Textbook page no – 90

day dog towel tail carpet naughty wet dry

- Divya has a dog named Topsy.
- It is very naughty.
- One day it jumped into puddle.
- Topsy was wet all over. It felt cold and rolled on the carpet.
- Divya got a towel. She rubbed Topsy till it was dry.
- Topsy was no longer wet. It felt happy and wagged its tail.



DELHI PUBLIC SCHOOL, GANDHINAGAR

SESSION - 2022-23

SUBJECT - ENGLISH

SAMPLE NOTEBOOK

MONTH - FEBRUARY



Month - February

Theme	Course book	Writing	Grammar	Activities
Environment Friendly	Ch -12 Days of the Week Ch-13 The Calendar and the Clock [Oral]	My Best Friend	Present Continuous Tense Ch -18 Calendar	SEA-4 Fun with words For eg who am I...

Lesson – 12 Days of the Week T.B Page no – 74 to 78

A. Read the following sentences.

- Monday comes **after** Sunday.
- Monday comes **before** Tuesday.



A1. Fill in the blanks with before or after.

- Thursday comes **after** Wednesday.
- Friday comes **before** Saturday.
- Sunday comes **before** Monday.
- Wednesday comes **after** Tuesday.
- Thursday comes **before** Friday.

Read the following sentences.

- Today is Monday.
- Yesterday was Sunday.
- Tomorrow is Tuesday.

A2. Fill in the blanks with yesterday, today or tomorrow.

- Today is Friday.
Tomorrow is Saturday.
- Yesterday was Wednesday.
Today is Thursday.
- Today is Sunday. Yesterday was Saturday.
Tomorrow is Monday.



Textbook Page no 76

A3. Complete the following table. Number 1 is done for you.

Day	Activity
1. Monday	making a ring
2. Tuesday	going to sing
3. Wednesday	read and recite
4. Thursday	draw and write
5. Friday	Jump in the yard

6. Saturday	lessons are going to be hard
7. Sunday	going to play and rest

Vocabulary Spelling

Complete the names of the days of the week.

Monday

Friday

Sunday

Saturday

Tuesday

Wednesday

Thursday

C. Grammar: Topic – Tense: Present Continuous Textbook page no - 77

C1. a) Fill in the blanks.

- Sunil is peeling a banana. (now)
 He is going to eat it. (eat) (soon)
- Riya is putting toothpaste on her toothbrush. (now)
 She is going to brush her teeth. (brush) (soon)
- What are you going to do? (soon)
 He is going to sing a song. (sing) (soon)
- Jai is doing his homework (now)
 After twenty minutes he is going to ride his bike. (ride) (soon)

b) Complete the following sentences.

- Mother is cooking in the kitchen. (cook / now)
- The children are going to play in the park. (play / soon)
- Maya is running very fast. (run / now)
- Topsy, the rabbit, is crying because he is lost. (cry / now)

Textbook page no – 78 Practice work

Ch -13 The Calendar and the Clock [Oral]

Reading Pg No 78 and 79 [Role Play in the class]

ENGLISH GRAMMAR Chapter – 18 Topic – CALENDAR

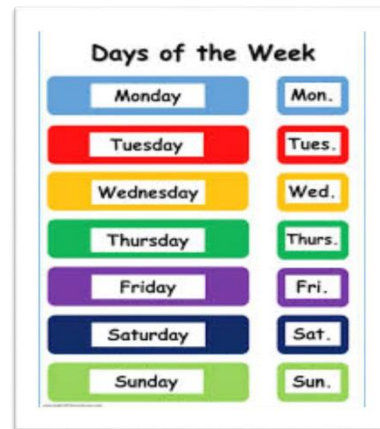
Textbook Page no 91 – 92 Days of the week

The names of the days of the week always begin with capital letters.

Notebook Work

I. Write down days of the week.

- **Sunday**
- **Monday**
- **Tuesday**
- **Wednesday**
- **Thursday**
- **Friday**
- **Saturday**



Textbook Page no – 91

A. Answer the following questions.

1. On which days of the week, you go to school?

Ans. Monday to Saturday.

2. On which days of the week is your school closed?

Ans. Sunday

3. Which day comes after Tuesday?

Ans. Wednesday.

4. Which day comes between Wednesday and Friday?

Ans. Thursday.

5. Which day of the week do you like the most?

Ans. Sunday.



Notebook Work

➤ There are twelve months in a year.

The name of the months of the year always begins with capital letters.

I. Write down twelve months of the year.

- January
- February
- March
- April
- May
- June
- July
- August
- September
- October
- November
- December



Textbook page no 92

B. Answer the following questions.

1. Name the months that begin with the letter M.

Ans. March and May.

2. Name the months that end with the letter Y.

Ans. January, February May and July.

3. Name the month that comes before October.

Ans. September.

4. Name the month that comes after June.

Ans. July

C. Answer the following questions.

1. When is Chacha Nehru's birthday?

Ans. Chacha Nehru's birthday is on 14th November.

2. When is your birthday?

Ans. My birthday is on _____.

3. When is your mother's birthday?

Ans. My mother's birthday is on _____.

4. When is your father's birthday?

Ans. My father's birthday is on _____.

Notebook work

Creative Writing My Best Friend



1. My best friend's name is _____.

2. He / She studies with me.

3. He / She shares his / her things with me.

4. She/ He plays with me.

5. I love my best friend very much.


❖ **Revision for Annual Exam**

- Revision sheet and Modal Annual paper in Student buddy.
- Worksheet No 13, 14 and 15 in English Grammar textbook.
- Test No 2 and 3 in English Grammar text book.
- Revision exercises in the notebook. [Ch 12, 14 and 16]



DELHI PUBLIC SCHOOL, GANDHINAGAR

SESSION – 2022–23 SUBJECT – ENGLISH SAMPLE NOTEBOOK



MONTH – DECEMBER

<u>MONTH</u>	<u>THEME</u>	<u>COURSE BOOK</u>	<u>LITERATURE</u>	<u>WRITING</u>	<u>GRAMMAR</u>	<u>ACTIVITIES</u>
December	Environment Friendly	Ch-14 The Magic Pot	Ch-8 There was a monkey	Writing practice	Ch-14 Punctuation Past Tense	Conversation- Focusing on Personal Safety

Lesson – 14 The Magic Pot T.B Page no – 86 to 96



Green Box words

pleased: happy about something

porridge: a thick food made from cereal and milk.

Textbook exercise (page no – 88)

A1. Number the following sentences in the order in which they appear in the story.

3	The magic pot started cooking and did not stop cooking.
6	At last the pot stopped cooking.
1	An old woman gave Lisa a magic pot.
5	Lisa came and quickly said, ‘Thank you, little pot, stop now.’
4	The mother forgot the words to stop the magic pot from cooking.
2	Lisa’s mother asked the pot to cook.

A2. Complete the answers.

1. What did Lisa carry for the old woman?

Ans. Lisa carried a heavy bundle of sticks for the old woman.

2. Who came to Lisa's house?

Ans. An old man came to Lisa's house.

3. What were the words to make the pot start cooking?

Ans. The words to make the pot start cooking were, 'Cook, little pot, cook'.

Textbook page no 88 & 89

B1. Read the following sentences. Then fill in the blanks with the words from the box.

square oval rectangle round triangular

1. This is a circle.



This ball is round in shape.



2. This is a square.



This handkerchief is square in shape.



3. This is a noval.

This egg is oval in shape.



4. This is a triangle.



This sandwich is triangular in shape.



5. This is a rectangle.



This brick is a rectangular in shape.



B2. Match the words in column A with their opposite in column B. Number 1 is done for you. (Practice Work)

Column A		Column B
1. old	(3)	a. light
2. remember	(5)	b. start
3. heavy	(6)	c. never
4. happy	(1)	d. young
5. stop	(2)	e. forget
6. always	(4)	f. sad

C Grammar

Tense : Past Simple

Read the following sentences and past forms of verbs:

- Leela **ate** an ice cream **yesterday**.
(The action was completed yesterday.)
 - Teena **went** to the market **last week**.
(The action was completed last week.)
- Both actions **ate** and **went** took place in **past time**.

Past Forms of Verbs

i) Many verbs have **-ed** at the end.

- | | | | | | |
|---------|--------|---------|--------|----------|---------|
| 1. jump | jumped | 1. fill | filled | 1. shout | shouted |
| 2. walk | walked | 2. move | moved | 2. fit | fitted |
| 3. push | pushed | 3. bath | bathed | 3. ask | asked |

ii) Many verbs have different past forms.

- | | | | | | |
|---------|------|----------|-------|---------|------|
| 1. eat | ate | 2. fly | flew | 3. run | ran |
| 4. come | came | 5. write | wrote | 6. blow | blew |
| 7. sing | sang | 8. drink | drank | | |

Textbook page no 90

C1. a) Match the verbs in Column A with their past forms in column B.
Number 1 is done for you.

	Column A	ANS		Column B
1.	Give	5	a.	Took
2.	Meet	4	b.	Saw
3.	Do	1	c.	Gave
4.	See	6	d.	Went
5.	Take	3	e.	Did
6.	Go	2	f.	Met

b) Fill in the blanks with the past forms of verbs given within brackets.

1. The frog jumped (jump) into the pond ten minutes ago.
2. Amit listened (listen) to the song last night.
3. Yesterday Mohan went (want) to play outside.
4. He visited (visit) the zoo last week.
5. He wrote (write) a letter to his friend this morning.
6. It's ten o' clock now. My brother went (go) to school at eight o' clock in the morning.

Writing sentences

A. Complete the following sentences.

1. Jai and Hema went to the circus yesterday.
2. Last week Radha danced at a party.
3. The postman brought a letter ten minutes ago.
4. This morning Arun woke up late. He missed the school bus.

5. Laila and her brother visited the zoo two days ago. They saw many animals there.

Listening and speaking , Conversation and Activity [Pg no 91,92 & 93]

NOTEBOOK WORK

I. New words

- | | | | |
|-----------|-------------|-------------|------------|
| 1. heavy | 3 bundle | 5. carry | 7. shocked |
| 2. sticks | 4. remember | 6. porridge | 8. street |

II. Make sentences

1. kitchen – My mother is cooking in the kitchen.
2. carry– Please carry this heavy bags.
3. hungry – I am very hungry.

Make sentences - Practice Work

4. bundle – I have two bundle of ice – cream sticks.
5. porridge – The pot kept on cooking porridge.

III. Answer the following questions. (In Notebook)

1. Who came to Lisa’s house?

Ans. An old man came to Lisa’s house.

2. What did Lisa carry from old woman?

Ans. Lisa carried the bundle of sticks from old woman.

IV Tick the correct answer for the given questions. [C.B.E]

1. What were the words to make the pot start cooking?

Ans. a. Cook, little pot, cook ✓

b. Start cooking pot

2. What were the words to make the pot stop cooking?

Ans. a. stop cooking

b. Thank you, little pot, stop now ✓

Past Tense Definition

The word that tells us about the action that happened before the time of speaking is past tense. We add “d” or “ed” at the end of the verb.

For example: Jump – jumped Move – moved

Many verbs have different past forms.

For example: Eat – ate

Fly – flew

Notebook exercise.

Q1. Add “d” to the action word to get the past tense.

1. live – lived

2. bake – baked

3. move – moved

4. dance – danced

5. arrive – arrived

6. close – closed

7. die – died

8. complete – completed

9. invite – invited

10. underline – underlined

Q.2 Add “ed” to the action word to get the past tense.

1. work – worked

6. fill – filled

2. cook – cooked

7. paint – painted

3. open – opened

8. need – needed

4. play – played

9. jump – jumped

5. want – wanted

10. visit – visited

- Some punctuation marks we use are capital letters (ABC), the full stop (.) and the question mark (?)

We use capital letters

- **to begin sentences**
My dog is brown in colour.
- **to write special names of people and places.**
His name is Harry.
- **to write I.** Imran and I were late for school.
- **for days of the week, months of the year and names of languages.**
I will go to watch an English play on Sunday.



A. Rewrite the sentences using capital letters at suitable places.

1. my sister's name is anju.
My sister's name is Anju.
2. my grandparents live in mumbai.
My grandparents live in Mumbai.
3. my sister risha is very naughty.
My sister Risha is very naughty.
4. we have holidays in may and june.
We have holiday in May and June.
5. i love to be with my father on sundays.
I love to be with my father on Sunday.

We use a full stop (.) at the end of every sentence.

I like to play cricket.

When we ask a question, we end it with a question mark (?).

Who are you?

B. Rewrite the following sentences using capital letters (ABC), full stops (.) and question marks (?) at suitable places.

1. what is your name

What is your name?

2. who teaches you hindi

Who teaches you Hindi?

3. why are you always late

Why are you always late?

4. where do you live

Where do you live?

5. my name is namita

My name is Namita.

6. i study in a school near my house

I study in a school near my house.




DELHI PUBLIC SCHOOL, GANDHINAGAR

SESSION – 2022-23

SUBJECT – ENGLISH

Sample notebook

Month – November



English Literature Lesson – 11 To the Market

T.B Page no – 66 to 67



Green Box Words

Healthy – Well in mind and body

Shopping – going to the shops to buy things

Textbook Page no 69

A2. Complete the answers.

1. Where did Raman and his parents go?

Ans. They went to the market.

2. How did Raman and his parents go there?

Ans. They went by car.

3. Which shop did they go to first?

Ans. They went to the vegetable shop first.

4. How much did Raman's mother pay at the bakery?

Ans. She paid ninety – two rupees.

5. Did the family enjoy shopping?

Ans. Yes, they did.

6. What did father say to Raman at the vegetable shop?

Ans. Father said that eating vegetables would make Raman tall, healthy and strong.

7. What did Raman eat?

Ans. He ate an ice – cream.

Textbook Page no 70,71,72,73

[Vocabulary , Writing , , Listening and Speaking, Conversation and Activity]

Notebook work

A. New Words

- | | |
|-------------|------------|
| 1.parents | 2.holiday |
| 3.market | 4. packet |
| 5. shopping | 6. healthy |
| 7. parlour | 8. clothes |

B. Make sentences

1. healthy- We should eat healthy food.
2. fresh- Ram sells fresh fruits.
3. ice-cream- I like mango ice-cream.
4. market – I go to market with my mother.

C Tick the correct answer for the given question. [CBE]

Q.1 Where did Raman and his parents go?

Ans to the market ✓
to the cinema hall

Q.2 How did Raman and his parents go to the market?

Ans. by car ✓
by bus

English Grammar Chapter – 9 Topic – Has, have

We use has with he, she, it and naming words that means one.

We use have with I, we, you, they and naming words that mean more than one.

I — have
He
She
It — has
We
You — have
They

Past tense - had

Flash Learn

Textbook Page no – 48

A. Use has or have to complete the following sentences.

1. Giraffes have long necks.
2. I have black shoes.
3. My friend has brown shoes.


4. Donkeys have big ears.
5. The squirrel has a bushy tail.
6. Sonia has two brothers.
7. We have a new house.
8. The girls have new dresses.

B. Look at each picture and tick the correct sentence.

1. (a) The teacher has a pen.
 (b) The teacher have a pen.



2. (a) The child has a book.
 (b) The child have a book.



3. (a) Kitty has a chocolate.
 (b) Kitty have a chocolate.



4. (a) The policeman have a stick.
 (b) The policeman has a stick.



C. Tick (✓) the correct answers to complete the given sentences.

1. Reema (has / have) a bag.
2. The mice (has / have) cheese.
3. John (has / have) a ball.
4. The rabbits (has / have) carrots.



Textbook Page no – 50

A. Write six sentences. Use one word /set of words from each box.

He	has	a computer at home
She	have	a red beak.
The birds		a barbie doll
I		long hair
They		a lovely house
We		a box of apples

1. He has a lovely house.
2. She has long hair.
3. The bird has a red beak.
4. I have a barbie doll
5. They have a box of apples.
6. We have a computer at home.

Notebook Work

1. Use has or have to complete the following sentences.

- a. I have a pet cat.
- b. Ram has lot of toys.
- c. Tanya's father has a big car.
- d. We have ten pencils.
- e. I have one brother.
- f. The cat has beautiful fur.

Lesson -15 The Village School

Textbook pg 75

A. write whether the statements are true or false.

1. Rita and Madhu live in a village.

True

2. The village school has buses.

False

3. He walks to school.

True

4. They get late for school.

False

5. Some children play football.

True

6. The teacher rings the bell.

False

7. The children have fun at school

True

B. Choose the correct answers from the words given in brackets to complete the given sentences.

1. Rita and Madhu come out of their house. (infront/out).

2. They climb over the fence. (on/over)

3. They go up the hill. (up/on)

4. They run down the hill. (below/down)

5. They reach the school on time. (on/over)

Creative Writing

My favourite Toy




-
1. My favourite toy is car.
 2. It is red in colour.
 3. It has four wheels.
 4. I play with it everyday.
 5. I love my toy car.

OR



1. My favourite toy is my teddy bear.
2. It is brown in colour.
3. It is soft and furry.
4. I share it with my friends.
5. I like to play with it.






DELHI PUBLIC SCHOOL, GANDHINAGAR

SESSION – 2022 – 23

SUBJECT – ENGLISH

SAMPLE NOTEBOOK

MONTH – OCTOBER



Month	Theme	Course book	Literature Reader	Writing	Grammar	Activities
October	My Country My People	Ch -9 Animal Parade [Poem Oral] Ch -10 The Clever Frog	Ch -6 Slippery finds a New Home.	My Mother	Ch -11 Prepositions	Enact and Recite a Poem

Real English TB (Literature) Pg no 54, 55 & 56

English Literature: Ch 9 – Animal Parade [Poem Oral]

Elephants marching one by one

..... Hurrah ! Hurrah! Hurrah !

Text Book exercise: Pg no 55

A Complete the following sentences.

- 1. All the animals are marching.**
- 2. One Elephant runs to have some fun.**
- 3. One tiger wants to clean his shoes.**
- 4. One monkey loves to climb a tree.**
- 5. The three little animals laugh and play.**

Vocabulary and Listening and speaking skills. pg no 56

Reading and explanation of T.B Page no – 57 to 65

Lesson – 10 The Clever Frog

Green box words

Spotted – saw

Pounced – jumped on something to catch it

Waved – moved hand from side to side



Textbook page no 59

A1. Replace the words in red with the correct word from the lesson.

1. It was a cold day.

Ans. It was a hot day.

2. The frog stood on a **small** rock.

Ans. The frog stood on a **big** rock.

3. There was a **tree** on top of a hill.

Ans. There was a **bush** on top of a hill.

4. The tiger was sitting under a **shed**.

Ans. The tiger was sitting under a **tree**.

5. The **frog** lay down by the side of **bush**.

Ans. The **tiger** lay down by the side of **pond**.

2. Complete the following answers.

1. The frog was feeling very hot and tired. What did he do?

Ans. He jumped into the pond.

2. What did the frog spot on top of a hill?

Ans. The frog spotted a bush on top of a hill.

3. What was the tiger looking for?

Ans. The tiger was looking for food.

4. Was the frog dirty?

Ans. No, it wasn't.

5. Who was clever – the tiger or the frog?

Ans. The frog was clever.

B1. Fill in the missing letters to make words that are in lesson. [CBE]

1.  **hungry**



2. **pond**

3.  **Waved**



4. **ponced**

5.  **dirty**



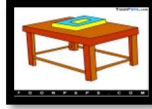
6. **rock**

B3. Write **sh in the blanks to make complete words. Then read the words aloud.**

sh-	sh-	-sh	-sh
1. sh ut	2. sh ip	1. di sh	2. pu sh
3. sh ine	4. sh op	3. ca sh	4. wa sh
5. sh oot	6. sh awl	5. fi sh	6. ra sh

C1. Complete the following sentences using on, in, under, in front of, between or behind. Use picture clues.

1. The book is **on** the table.



2. The monkey is **behind** the wall.



3. There are ten flowers **in** the vase.



4. The cat is **under** the chair.



5. The red butterfly is **between** the yellow butterflies.



6. The car is **in front of** the house.



Read the following sentences.

1. A frog was jumping around the pond. The frog was feeling hot.

2. An elephant was sitting under a tree. The elephant was hungry.

When we speak of a person, an animal, or a thing for the first time, we use **a** or **an**. But when we speak of them again, we use **the**.

C2. Fill in the blanks with **a**, **an** or **the**.

1. **A** tiger sat under a tree. **The** tiger wanted a rest.

2. A frog jumped into **a** pond. **The** pond had beautiful lilies in it.

3. **An** ox was sitting in a shed. **The** ox was tired.

4. Leela is wearing **a** yellow frock. **The** frock is very pretty.

Notebook work

I. New words

- | | |
|------------|------------|
| 1. filled | 5. swam |
| 2. spotted | 6. pounced |
| 3. waited | 7. hungry |
| 4. waved | 8. hopped |

II. Make sentences

1. pounced – The tiger pounced on the frog.
2. swam – The frog swam in the pond.
3. hungry – The tiger was hungry.
4. spotted – Frog spotted a bush on top of the hill.

Practice work - Repeat Make Sentences

I. Answer in one word (CBE)

1. What was the tiger looking for?

Ans. food

2. Who was afraid of the tiger?

Ans. Frog

II. Answer the following questions.

1. Why did the tiger pounce on the frog?

Ans. The tiger pounced on the frog because he was hungry.

2. Who was sitting under a tree?

Ans. The tiger was sitting under a tree.

Chapter – 11 Topic – Prepositions




Prepositions are words that tell us where someone or something is in relation to another person or thing.

TB Page no 64 (Refer Tb for pictures)

A. Look at the pictures and fill in the blanks. Choose from the prepositions given in the strip.

between under on in near on

1. The vase is on the table.



2. The dog is standing between the children.



3. The eggs are in the nest.



4. Renu is lying on a bed. Her dog is sitting near the bed.



5. Karthik is sleeping under the tree.



B. Look at the pictures and fill in the blanks. Choose correct prepositions from the brackets. [CBE]



1. The girl is coming into the room. (under/into)




2. The children are sitting in front of the tent. (between/in front of)

3. The man is walking on the zebra crossing. (on/near)



4. The dog is sitting under the bed. (under/between)



TB Page no 65

C. Look at the pictures and complete the sentences using in, on or under. Also look at the clues given in the brackets.

1. Mangoes are kept in a basket. (a basket)



2. The bird is singing on a tree. (a tree)



3. Mr. Gupta is sitting on a chair. (a chair)



4. Sam and ria are sitting under a tree. (a tree)




5. Children are swimming in a pool. (a pool)



D. Look at the picture and tick (✓) the correct answer. [CBE]

1. Is the mouse behind the sofa?

Yes, it is. No, it isn't.



2. Is the tiger outside the den?

Yes, it is No, it isn't




3. Is that paint on the clown's face?

Yes, it is No, it isn't



4. Is the mouse under the table?

Yes, it is No, it isn't



5. Is the mouse behind the shoe?

Yes, it is No, it isn't



Creative writing My Mother

1. The name of my mother is _____.
2. She cooks tasty food.
3. She helps me in my studies.
4. She plays with me.
5. I love my mother very much.





DELHI PUBLIC SCHOOL, GANDHINAGAR

SESSION – 2022-23

SUBJECT – ENGLISH

Sample notebook

Month – August

Syllabus:

- ECB- Ch - 6 The Moon in a Bowl
 Ch - 7 I Wonder! [Poem Oral]**
- Grammar- Ch -7 Doing Words
 Ch -8 Is, Am, Are**
- SEA -2 Doing Words
 [Write 10 different doing words]**

ENGLISH LITERATURE: Lesson-6 The Moon in a Bowl



Green Box words- Wonders: thinks

Notebook Work

I. New words.

- 1. dinner
- 2. brightly
- 3. touch
- 4. twinkling
- 5. wonder
- 6. bowl
- 7. shining
- 8. laugh

II. Make sentences for the following words.

- 1. bowl – Grandmother brings a bowl of water
- 2. shining – The stars are shining in the sky.
- 3. moon – Vani sees the moon in the bowl.

Practice work -Make sentences for the following words.

twinkling - _____
dinner - _____

III. Tick the correct answer. [C.B.E]

1. Who is crying?

Ans. 1. Vani 2. Ajay 3. Grandmother

2. Who keeps the bowl on the grass?

Ans. 1. Grandmother 2. Vani 3. Ajay

ECB - Answer the following questions. (Page no- 34 and 35)

1. Vani is crying. What does Grandmother do?

Ans. Grandmother takes Vani outside the house.

2. What does Vani see in the sky?

Ans. She sees the stars and the moon.

3. What does Vani ask grandmother to get for her?

Ans. Vani asks grandmother to get the moon for her.

4. What does Grandmother bring from the kitchen?

Ans. Grandmother brings a big bowl of water from the kitchen.

5. What does Vani see in the bowl?

Ans. Vani sees the moon in the bowl.

ECB. -Textbook page no 34 exercise

A1. Write T (True) or F (False) in the boxes.

1. Ajay is crying. **F**
2. Vani does not want to eat her food. **T**
3. Grandmother promises to get the moon for Vani. **T**
4. Vani can see Ajay in the water. **F**
5. Grandmother brings a bowl of nuts. **F**

ECB. -Textbook page no 35 exercise

A3. Number the following sentences in the correct order.

That is how she gets the moon for Vani.	<u>5</u>
She keeps the bowl on the ground.	<u>3</u>
She brings a bowl of water.	<u>2</u>
Vani can see the moon in the water.	<u>4</u>
Grandmother goes to the kitchen.	<u>1</u>




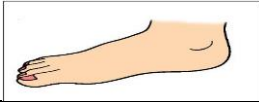


Vocabulary

B1. Match the words in Column A with their opposites in Column B.

	COLUMN A		COLUMN B	Ans
1.	up	a.	finish	3
2.	inside	b.	come back	5
3.	start	c.	outside	2
4.	happy	d.	down	1
5.	go away	e.	sad	4

Textbook page no 36 exercise

B2. Write the names of the things in the pictures.

<p><i>Moon</i></p> 	 <p><i>spoon</i></p>
<p><i>stool</i></p> 	 <p><i>foot</i></p>
<p><i>chef</i></p> 	 <p><i>book</i></p>

ENGLISH LITERATURE -Lesson- 7 I Wonder

Something I really wonder
 When I sit near a lake,
 What is in the water,
 Is it real or fake?
 It slides, it glides, When I move, it hides.
 I wonder if it's the moon, As I don't see it at noon.

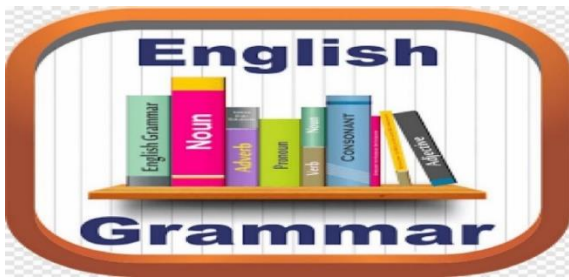
A. Fill in the blanks

- The boy is sitting near a **lake**.
- He is looking at the moon in the **water**.
- It is **night** time.
- The moon and the **stars** are in the sky.

B. Add one more word from the poem to each set.

- | | | |
|-----------|--------|--------------|
| 1. Lake | take | fake |
| 2. Slides | glides | hides |
| 3. Spoon | moon | noon |

C. Listening and speaking skills [pg no 42.]



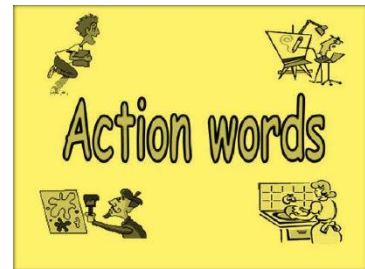
Chapter – 7

Topic – Doing Words

Definition:- Words that tells us what the naming words do are called doing words. They are also called verbs or action words.

For example –

- Ram is playing with badminton.
- Nihar is kicking the football.
- Mehar is skipping.
- Rohan is skating.
- Meet is cycling.



All the red colored words are doing words. It shows what the naming words are doing.

Textbook exercise – 37

A. Underline the doing words in the given sentences.

1. My mother sleeps at 10 o' clock.
2. An eagle flies in the sky.
3. The boy crosses the road.
4. The hen lays eggs.
5. Rama likes apples.
6. Mrs. Nadar teaches us English.

Textbook exercise – 38

A. Fill in the blanks with doing words. Choose them from the strip.

shines drinks cooks swim drives reads play

1. Rita reads a book.
2. The cat drinks milk.
3. The boys play in the playground.
4. Mr. Singh cooks dinner.

5. Dibakar rides a car.
6. The ducks swim in a pond.
7. The moon shines at night.

Textbook exercise – 39

B. Given below are some things Jerrl’s family does for him. Look at the pictures and complete the sentences.

1. My father cooks for me.
2. My brother plays with me.
3. My mother drives me to school.
4. My grandmother teaches me to do my homework.
5. My grandfather takes me to the park.



English GRAMMAR : Lesson – 8 -IS, AM, ARE

“We use ‘am’ when we talk about ourselves. We can use ‘am’ only with ‘I’ “.

- I am Akhil.
- I am ten years old.
- I am tall and thin.



❖ We use ‘is’ when we talk about a

naming word that mean one.

❖ We use ‘are’ when we talk about a **than one. We also use ‘are’ with you.**

naming word that means more

❖ **English Grammar Textbook pg no’s 43, 44, 45. 46**

A. Fill in the blanks.

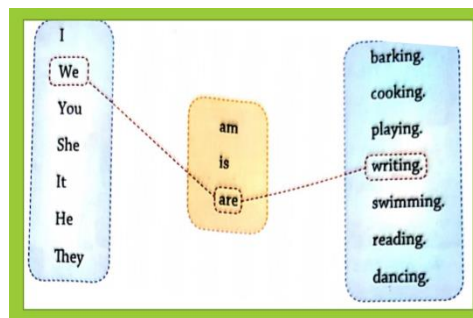
- 1) I am a student.
- 2) I am six years old.
- 3) I am sitting in my class and studying.
- 4) I am listening to my teacher.
- 5) I am fond of reading books.

B – WRITE IS OR ARE IN THE BLANKS.

1. It **is** hot day today.
2. The fruits **are** in the basket.
3. She **is** a doctor.
4. Rubina **is** a dancer.
5. We **are** soldiers.
6. Sameer **is** fond of chocolates.
7. The butterfly **is** beautiful.
8. Rohit and Ravi **are** playing with a toy.
9. An ant **is** very small.
10. You **are** writing a story.

C – WRITE SIX MORE SENTENCES. USE ONE WORD FROM EACH BOX.

1. We are writing.
2. You are reading.
3. She is playing.
4. I am cooking.
5. It is barking.
6. He is dancing.
7. They are swimming.



D – Look at each picture and tick(✓) the correct answer. [C B E]

1. Are these dogs?

Yes, they are.

No, they aren't.



2. Are you a doctor?

Yes, I am.

No, I am not.



3. Are they students?

Yes, they are.

No, they aren't.



4. Are these chairs?

Yes, they are.

No, they aren't.



5. Is she a nurse?

Yes, she is.

No, she isn't.



E – Look at picture and tick (✓) the correct sentence. [C B E]

1. (a) There is children on the bus.

(b) There are children on the bus.



2. (a) There are shoes under the bed.

(b) There is shoes under the bed.



3. (a) Is there a king on the throne?

(b) Are there a king on the throne?



4. (a) I am hungry.

(b) I is hungry.



[CBE]

Underline the words in which there is an oo sound as in moon.

It is a cool night. The moon is shining in the sky.

Mummy is cooking food in the kitchen. She is busy.

Anu is in her room. She is sitting on a stool. She is wearing a blue coat. It has a big hood.

Something falls into the hood. Anu screams. She takes off her coat. She throws it on the floor.

A baby lizard comes out of the hood.

Mummy comes running into the room. Anu runs to her and hugs



SUBJECT ENRICHMENT ACTIVITY -2

Doing Words [Write 10 different doing words]

Find out the ten doing words from the given picture and write in the given space:



1. _____

2. _____

3. _____

4. _____

5. _____

6. _____

7. _____

8. _____

9. _____

10. _____



DELHI PUBLIC SCHOOL, GANDHINAGAR

SESSION – 2022-23

SUBJECT – ENGLISH

Sample notebook

Month – JUNE-JULY

Syllabus: ECB-

Ch -3 Going for a picnic.

Ch-4 The Naughty mouse [Poem Oral]

Ch -5 School is Fun

Grammar-

Ch -2 – Naming words

Ch -3 One and Many

Ch- 4 Pronouns

Creative Writing – My School

Month – JUNE-JULY

ENGLISH LITERATURE Lesson-3 Going for a Picnic

Reading and Explanation of the lesson

Textbook Exercises- Comprehension, Fill in the blanks, True or False and Match the following. [Pg nos. 14,15,16,17,18,19,20,21]

Note Book Exercise (E1)

A. New words

1. picnic
2. grandfather
3. please
4. cucumber
5. basket
6. sandwiches
7. plates
8. family

B. Make sentences for the following words.

1. picnic – Rita is going for a picnic.
2. sandwiches – My mother makes tasty sandwiches.
3. basket – A ball is in the basket.

C. Answer the following questions. [C.B.E]

1. Is Sameer is going to zoo?

Ans. No, Sameer is not going to zoo.

2. Have you seen your mother making sandwiches? What are ingredients?

Ans. Yes, she makes tomato, cucumber and cheese sandwiches.

D. Answer the following questions:

1. Where is Sameer going with his family?

Ans. Sameer is going for a picnic with his family.

2. Who packs the small cakes in the blue box?

Ans. Sara packs the small cakes in the blue box?

ECB: - Ch-4 The Naughty mouse [Poem Oral] Text Book Page No 22

Fill in the blanks.

1. The mouse in my house is naughty.
2. It has very long tail.
3. It eats up Papa's mail.
4. The mouse runs away when Papa comes.

RHYMING WORDS

Rhyming words are two or more words that have the same or similar ending sound.

Match the words in column A with the words that sound like them in column B.

Column A

1. buns
2. tail
3. around
4. mouse

Column B

- a. sound (3)
- b. runs (1)
- c. house (4)
- d. mail (2)

Ans. 1.(b) 2. (d) 3. (a) 4. (c)

Real English TB (Literature) -

Lesson – 5: TOPIC – School Is Fun

Reading and understanding the chapter.



Notebook Work

A. New words.

1. school
2. snacks
3. naughty
4. helpful
5. share
6. vegetable
7. playground
8. polite



B. Make sentences for the following words.

1. playground – There is a big playground in my school.
2. share – I always share my things with my friends.
3. polite – Lily is a polite girl.

Practice work

Make sentence for the following words.

fruits - _____

dance - _____

A. Fill in the blanks:

1. Lily like to play throwball.
2. Rahul and Lily go to school by bus.
3. Lily is very helpful.
4. Rahul eats junk food.

B. Answer in one word. [C.B.E]

1. How many playgrounds are there in your school?

Ans Two

2. Which is your favourite vegetable?

Ans _____

TB page no - 26

A. Answer the following questions.

1. Which class do Rahul and Lily study in?

Ans. Rahul and Lily study in class – I.

2. How many days do they go to school?

Ans. They go to school for five days.

3. What do they learn at school?

Ans. They learn to read, write, do sums, sing, and dance at school.

4. Are vegetables salads and fruits healthy?

Ans. Yes, they are.

5. When do Rahul and Lily have dinner?

Ans. Rahul and Lily have dinner at eight o'clock.

B. Write T (True) or F (False).

1. Rahul and Lily go to school by car.

False

2. They eat their lunch alone at school.

False

3. They come back home in the afternoon.

True

4. They watch television every night.

False

5. Rahul and Lily never fight.

True

TB page no - 27

1. Complete the information about Rahul and Lily. Use words from the box.

Salad	naughty	football	noodles	fruit
helpful	vegetable		chips	throwball

Rahul	Lily
1. He is <u>naughty</u> .	She is <u>helpful</u> .
2. He eats <u>noodles</u> and <u>chips</u> .	She eats <u>fruits</u> and <u>vegetable salad</u> .
3. He plays <u>football</u> .	She plays <u>throwball</u> .

TB page no - 28, 29, 30 31,32 [Vocabulary , Grammar, Writing ,

Listening and Speaking
Conversation
Activity

C.B.E [ORAL Based]

Grammar Ch -2 – Naming words

Naming Words

Words that tell us the names of **people, places, animals, or things** are called naming words. They are also called as **nouns**.

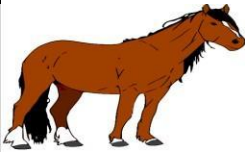


Grammar Text book page no 3,4,5,6,7,8 and 9

A. Look at the pictures given below and then write the correct Naming words.



Girl



horse



school



bag

(Real English TB Page no – 16)

A. Read the following sentences and underline the **Naming words**.

1. The plates are in the kitchen.
2. Sameer packs the buns in the box.
3. Sara picks up a tomato.
4. A dog barks.

Here the words plates, buns, box and tomato are names of things.

Sameer and Sara are names of people.

Kitchen is name of a place.

Dog is the name of an animal.

(Real English TB Page no – 16 exercise)

I. **Underline the nouns in the following sentences.**

1. Sara brings the plates.
2. Grandmother makes sandwiches.
3. Blacky is a cat and Ratty is rat.
4. Mother cooks in the kitchen.
5. This girl is a tall and beautiful.

Common Names.

The names we use to talk about any person, animal, place, or thing in general are called **common names**.

Example - chair, orange, tree, girl, and houses.

A common name always begins with a **small letter**.

A special name always begins with a **capital letter**.

A. Fill in the blanks with the required information about you and your family members. (Practice Work- Pg no 8]

1. Your name: _____.
2. Your mother's name: _____
3. Your father's name: _____.
4. Your brother's name: _____.
5. Your sister's name: _____.

1. Underline the special names in the following sentences.

1. Meera is a good girl.
2. Ram is a boy.
3. March is the third month of the day.
4. He came to Ahmedabad on Thursday.

Oral based question. [C. B. E]

1. Look around the classroom and name any 3 naming words.
2. Name any 2 common noun and special names in your class.

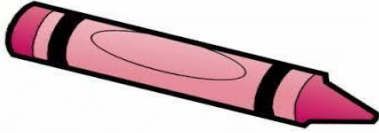
Grammar Chapter – 3 Topic – One and Many

Cat – **cats** Rat – **rats**

When we say **cat**, we mean **one cat**. When we say **cats**, we mean **more than one cat**.

- We add **-s** to some words to change them from one to many.

For example:



a crayon



many crayons

Textbook exercise (page no - 10)

A. Fill in the blanks correctly using the words given in brackets.

1. I took one **rose**. Shilpa took three **roses**. (**rose / roses**)
2. This **shirt** is red. Those **shirts** are blue. (**shirt / shirts**)
3. Ravi has five **pencils**. My brother has one **pencil**. (**pencil / pencils**)
4. There is one **tree** in front of my house. There are seven **trees** in the park. (**tree / trees**)
5. He offered me many **chocolates**. I took only one **chocolate**. (**chocolate / chocolates**)

Textbook exercise (page no - 11)

A. Change the given naming words from one to many. [C.B. E]

1. a doll




many dolls



2. a banana



many bananas



3. an egg



many eggs



4. a flower



many flowers



Textbook exercise (page no - 12)

A. Circle the naming words that name one. Underline the naming words that name many. Then put them in the correct boxes.

flowers boy rings kittens net ball grapes
umbrellas carpet letters pencil boat shops chair

	ONE	MANY
1	Boy	Flowers
2	Net	Rings
3	Ball	Kittens
4	Carpet	Umbrellas
5	Pencil	Letters
6	Boat	Shops
7	Chair	Grapes

Note – We add -es to some words to change them from one to many.

For example – fox – foxes, dish – dishes

A. Add -es to the following words to change them from one to many.

1. peach – peaches
2. dress – resses
3. box – boxes
4. match – atches
5. class – lasses
6. watch – watches
7. beach – aches
8. glass – lasses
9. potato -potatoes
10. dish - dishes

Textbook exercise (page no - 13)

A. Now fill in the blanks with the words that you have written.

1. Maya ate three peaches and a banana.
2. I put all my toys in two small boxes.
3. John went to all the classes to give sweets on his birthday.
4. Sasha gave both her watches to her sister.
5. Ronit helped his parents to keep all the dresses neatly in the cupboard.
6. Our team won three matches out of five.

➤ Circle the naming words in the poem given. Identify the words which name one and those which name many. Write them in the correct row.

[C.E.B]

Six little monkeys
Jumping on a tree.
There comes a pedlar
Whom the monkeys see.
One naughty monkey
Snatches his cap
With small bows
And a very long strap.
Says the pedlar,
'Give me the cap.'
The monkey winks at him
And tightens the strap.



Textbook exercise (page no - 14)

A. Read aloud the words that are given below. Change them from one to many.

- | | | |
|-----------|---|-----------------|
| 1. doll | — | <u>dolls</u> |
| 2. book | — | <u>books</u> |
| 3. table | — | <u>tables</u> |
| 4. house | — | <u>houses</u> |
| 5. fox | — | <u>foxes</u> |
| 6. eye | — | <u>eyes</u> |
| 7. monkey | — | <u>monkeys</u> |
| 8. tomato | — | <u>tomatoes</u> |
| 9. cup | — | <u>cups</u> |
| 10. crow | — | <u>crows</u> |

Textbook exercise – Real English (page no - 17)

A. Change the following words from one to many.

	ONE	MANY
1	cake	cakes
2	girl	girls
3	star	stars
4	ball	balls
5	flower	flowers
6	boy	boys

Notebook exercise

A. Change the following words from one to many by adding -s at the end.

1. Cup – cups
2. Girl – girls
3. Cat – cats
4. Key – keys
5. ball- balls
6. book- books
7. star- stars
8. boy- boys
9. car- cars
10. chair- chairs

B. Change the following words from one to many by adding -es at the end.

1. bus – buses
2. wish – wishes
3. box – boxes
4. watch – watches
5. glass – glasses
6. class – classes
7. dish – dishes
8. fox – foxes
9. tomato- tomatoes
10. brush – brushes

English Grammar Notebook Exercise

Creative Writing- MY School


1. The name of my school is Delhi Public School, Gandhinagar.
2. It is in Gandhinagar.
3. It has a big playground.
4. I love to go to school every day.
5. I love my school very much.



PRONOUNS

Grammar Chapter – 4

Topic – Pronouns



Pronouns are the words we use in place of naming words. (nouns)



I, We ---- We use **I** when talk about ourselves.

We refer to a group of two or more people which includes the speaker.

Textbook exercise (page no - 16)

A. Fill in the blanks with *I, we or you*.

1. I am happy. Rita is happy. **We** are happy.
2. I cannot carry so many books. Can **you** help me?
3. Pudding is my favourite. **I** can eat a lot of it.
4. Ram and I swim together. **We** are friends.
5. Tulip and I will go to the market. **We** will get toffees for everyone.


He, She, It

- We use **he** in place of the name of a **man** or a **boy**.
- We use **she** in place of the name of a **girl** or a **woman**.
- We use **it** in place of the names of a **thing**, a **bird** or an **animal**.

Textbook exercise (page no - 17)


B. Look at the picture and fill in the blanks with pronouns. [C.B.E]


1. He is a  postman.


2. She is a nurse. 

3. He is boy. 

4. It is a  monkey.

5. She is a teacher. 

6. He is a sweeper. 

7. She is a singer. 

Textbook exercise (page no - 18)

C. Underline the correct pronoun in each sentence.

1. (He / She) is my sister.
2. (He / It) is going to school.
3. (He / She) is my uncle.
4. (It / He) is my pet dog.
5. (It / She) is a bat.
6. (He / It) is an orange.

D. Rewrite the sentences. Use pronouns in place of the underlined words.

1. This is Ritu. Ritu is my friend.

Ans. This is Ritu. She is my friend.

2. This is my rabbit. My rabbit is white.

Ans. This is my rabbit. It is white.

3. This is Anil. Anil is my brother.

Ans. This is Anil. He is my brother.

4. This is a ball. The ball is red.

Ans. This is a ball. It is red.

They
Aman and Rahim play football.
They are very good at it.



We use **They** more than one person, thing, animal or place.

Textbook exercise (page no - 19)

E. Complete the sentences with the pronouns given in the strip.

I You He She It We They

1. John is a cricket player.

He plays well.

2. The kids are in the field.

They are playing football.

3. Amira has a pet dog.

It is brown.

4. Sameera is a good girl.

She goes to school regularly.

5. Maria and I are friends.

We like to play together.

6. This is my favourite diary.

I call her Kitty.

Real English Textbook Pronoun exercise Textbook page no – 29

C1. Underline the correct pronoun.

1. My name is Tina. I / We do homework in the evening.

2. Lily helps Rahul to do his work. It / She is a helpful girl.

3. An elephant lives in a forest. It / She eats sugarcane.

4. Sachin is a cricket player. She / He plays very well.

5. Snow white lives in a small hut. She / he lives with seven dwarfs.

6. Naman and Gitika are good friends. We / They say, “I / We go the same school.”



DELHI PUBLIC SCHOOL, GANDHINAGAR

CLASS-1 SESSION – 2022-23

SUBJECT – ENGLISH

Sample notebook

Month – APRIL



Syllabus: ECB Ch-1-The Clever Rat.

Ch-2 Houses Big and Small [Poem]

Grammar: Ch 1 – Letters and words

Ch- 12 A, An, The

Creative Writing - My School

Month – April

Lesson – 1 The Clever Rat

➤ **Reading and explanation of Lesson 1**

Text Book Exercise

Pg-2

Match the following

- Complete the following phrases.
- Vocabulary – Look at the pictures and fill the missing letters.

Textbook Page


Pg-6,7,8 & 9

- Use of a and an
- This/That
- Writing sentences
- Listening and Speaking skills
- Conversation
- Activity

(In notebook)

I. New Words.

- a. little**
- b. Ratty**
- c. Blacky**
- d. clever**
- e. jumps**
- f. cheese**
- g. cannot**
- h. brown**



II. Make sentences for the following words.

- a. clever – Ratty is a clever rat.
- b. brown – Ratty is a little brown rat.
- c. Jumps – Blacky jumps on the fan.

Tick the correct answers for the following questions :

Q.1 What is the name of little brown rat?

Ans. Ratty
 Blacky

Q.2 What does Ratty like to eat?

Ans. Bread
 Cheese


Lesson2 **Reading and understanding the poem.**

2 Houses Big and Small

Some houses are big
And some are small.
Some houses are wide
And some are tall.

So many houses
Wherever I roam.
But the best of all
Is my own sweet home.

room : go here
and there



A Comprehension

A1. Tick (✓) the kinds of houses the child sees.

small short big blue
 wide fat tall

A2. Complete the following sentence.
The child likes his own the best.



3 Vocabulary

Write the opposites of the given words. Choose them from the balloon.


1. big small

2. tall short

3. many few

4. best worst

5. wide narrow



narrow
few
short
small
worst

English Grammar Note Book (E2)

OPPOSITES

- | | | | |
|----|------|---|-------|
| 1. | fat | - | thin |
| 2. | near | - | far |
| 3. | come | - | go |
| 4. | in | - | out |
| 5. | fast | - | slow |
| 6. | open | - | close |
| 7. | sit | - | stand |
| 8. | up | - | down |

English Grammar Note Book(E2)

Creative Writing Topic – Myself

I. Write five lines about 'Myself'.

(Paste your recent
passport size
photograph)

- a. My name is _____.
- b. I am a _____. (boy / girl)
- c. I am _____ (five / six / seven) years old.
- d. I study in class I _____
- e. I live at _____ (Gandhinagar/Ahmedabad) in
Gujarat.

Activity:- Memory game to revise the vowels and consonants

[Children will write alphabets in the circles drawn on the black board]









1









Letters and Words

There are 26 letters in the English alphabet. We use these letters to write all words.

A Look at the pictures. Write the missing letters to complete the words.

		
1. p . e . . n	2. b . . e . d	3. b . a . t
		
4. m . . u . g	5. p . . i . . n	6. c . a . t

B Rewrite the letters correctly to name the pictures.

			
1. n t e . n . e . . t	2. m j a . j . a . m	3. a g b . b . a . g	4. b t u . t . u . b
			
5. p z i . z i . . p	6. t a h . h a . t	7. t h u . h u . t	8. o d g . d o . g

C Change the underlined letter in each word to make a new word. The pictures will help you.

1. cot

cat

.....



3. dull

doll



2. pin

pen



4. beg

bag



D Change or add a letter to get the name of a colour.

1. Add a letter and *ink* becomes pink

2. Change a letter and *glue* becomes blue

3. Change a letter and *bed* becomes red

4. Add a letter and *lack* becomes black

5. Change two letters and *turtle* becomes purple

E One word in each row does not end with the same sound as the rest of the words. Find the odd word and circle it.

1. see bee fee too

2. pass dress class glass

3. tray boy toy joy

4. lot cot pot lick

5. fell tell fed sell

We use

- *a* and *an* when we talk about **one thing**.
- *an* before naming words that begin with a **vowel sound**.
- *a* before naming words that begin with a **consonant sound**.

A Look at the pictures and name them. Add *a* or *an* before each of the names correctly.



1. **an engine**



2. **A mango**



3. **An ice cream**



4. **A football**




5. **A house**



6. **An umbrella**



7. **A car**



8. **An elephant**

B Fill in the blanks with *a* or *an*.

1. My mother peeled **an** orange.
2. She read ... **a** book.
3. Rosy has **an** .. umbrella.
4. Rahul ate **an** ice cream.
5. I planted **a** seed.
6. I saw **an** ... elephant.

The

We use the for something specific.
the moon, the sun , the earth

C Tick (✓) the correct answers from the options given in brackets.


1. (a/an) computer and (a/an) table



2. (a/an) elephant and (a/an) rabbit



3. (a/the) sun and (a/the) moon



4. (a/an) teacher and (a/an) student



D Unscramble and write the naming words. Add *a*, *an* or *the* before each of them correctly.



1. o s u e h

..... a house



2. l w o

An owl



3. a r h t e

..... The earth



4. m e r l l u a b

.. An umbrella ..

[Look at the given pictures. Read the words. Write a or an before the words.]

1. an aeroplane



2. a banana



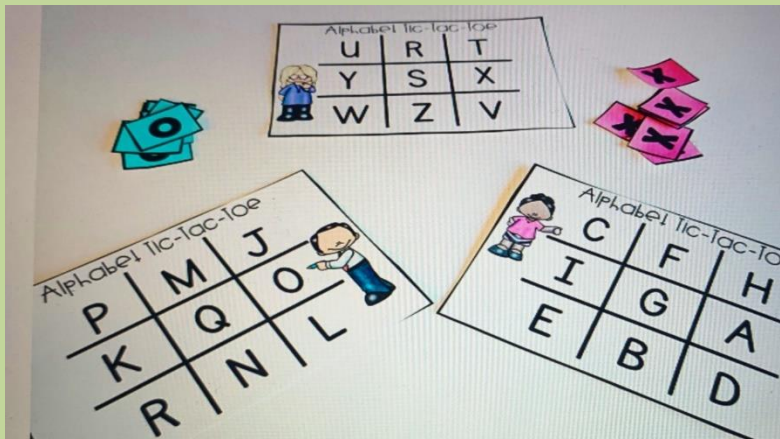
3. a computer



4. a doctor

Activity 1 :- Playing Knot and Cross game with Children.

[Cut the alphabet and form a new word]



Activity 2 : Placing correct word in the “a” and “an” cup

