

# Delhi Public School, Gandhinagar

Class- I

Computer Sample Notebook


L-6 KEYS OF THE KEYBOARD

## Exercises

Page No. 57.


# Let us Enter.

I. Circle the keyboard on these machines.




# Activity Land

II. Colour the alphabet keys of our School's Name in blue in the following keyboard. (Pg.No 58)




# Activity Land

III. Colour 1, 3, 5 and 7 on the keyboard. (Pg.No 59)




# Activity Land

IV. Do the sums given below. Colour the answer keys with blue colour. The first one has been done for you. (Pg.No 60)

$$5 + 1 =$$


$$5 + 4 =$$


$$2 + 3 =$$


$$6 + 2 =$$




# Answer the Wizard

## Page No. 61

A. Put a tick (✓) on the correct option.

- The number keys on the keyboard are used to :  
a. Write alphabets  
b. do calculations (✓)
- The keyboard has two sets of :  
a. Number keys (✓) b. Alphabet keys
- The total number of alphabet keys on the keyboard is :  
a. 36  
b. 26 (✓)
- To erase anything on the left of the cursor, we use :  
a. Delete key  
b. Backspace key (✓)
- We can type capital letters by pressing:  
a. Caps Lock key (✓) b. Enter key

## Page No. 62

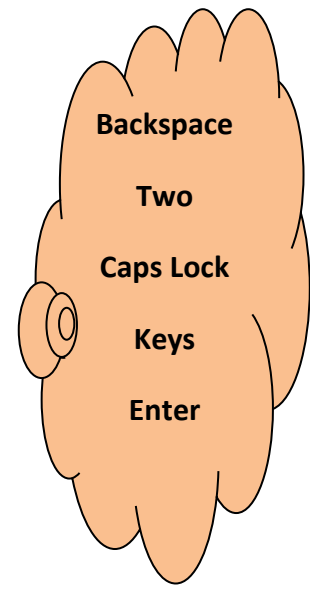
B. Colour the keys of the alphabet of your name in the given picture.









**Ans** Students will colour their name with yellow colour in the given keyboard.

**C. Fill in the blanks with the correct word from the bubble. (Pg.No62)**

1. We can write by pressing the keys of the keyboard.
2. There are two sets of number keys on the keyboard.
3. The backspace key is used to erase the letter on the left of the cursor.
4. The Enter key is used to start a new line.
5. The Caps Lock key is used to type in capital letters.



**D. Match the given keys with their names.**

1.	Alphabet key	a.		6.
2.	Backspace key	b.		2.
3.	Delete key	c.		1.
4.	Enter key	d.		5.
5.	Number key	e.		3.
6.	Spacebar key	f.		4.



E. Write T for true and F for false statements.

1. The Spacebar is used to insert blank lines. F
2. There are two sets of alphabet keys on the keyboard. F
3. There are four Enter keys on the keyboard. F
4. The Delete key erases the character on the right side of the cursor. T
5. The Spacebar key is the longest key on the keyboard. T




## On the Magic Machine

Go to your computer lab and write the permission of your teacher see the different keys on the keyboard.

- a. Number of Caps Lock key: One (1)
- b. Number of Enter Key: Two (2)
- c. Number of Alphabet Keys: Twenty Six (26)
- d. Number of Backspace Key: One (1)

# Fun in Fairyland

Alphabet keys are spread across the floor. Colour the ones which spell “KEYBOARD”



Delhi Public School, Gandhinagar

Class- I

Computer Sample Notebook

L-5 FUN WITH TUX PAINT

Exercises

Page No. 44

# Let Us Enter

I. Join the dots and colour the picture of the Penguin.

Let Us Enter

Join the dots and colour the picture of the Penguin.







a b c d e f g h i j k l m



# Answer the Wizard

## Page No. 54

A. Put a tick (✓) on the correct option.

- What is the name of the application that we use to draw?  
a. Word                      b. Painting Point                      ✓ c. Tux Paint
- Which tool do we use to draw using paint brush?  
a.  Eraser                      b.  Magic                      ✓ c.  Paint
- Which of the following tools is used to write text on the canvas?  
✓ a.  Abc Text                      b.  Magic                      c.  Paint
- Which of the following is the name of the corner where Tux, the penguin is present and assists with the drawing?  
a. Draw Area                      ✓ b. Help Area                      c. Tool Area

## Page No. 55

B. Write **T** for true and **F** for false statement.

- Paint tool is used for free hand drawing.
- The text tool is used for colouring pictures.
- To open a saved picture we use the New tool.
- The Eraser tool is used for erasing the drawing.
- Any drawing can be saved in Tux Paint.

T  
F  
F  
T  
T

C. Rewrite the jumbled words correctly.

1.	R	E	S	E	A	R
Ans	E	R	A	S	E	R





2.	P	M	S	T	A
Ans	S	T	A	M	P



3.	C	R	O	O	L	S
Ans	C	O	L	O	R	S

4.	P	T	A	N	I
Ans	P	A	I	N	T

**D. Match the following.**

1	 Shapes	a.	To draw a straight line.	4
2	 Stamp	b.	To put a stamp on the drawing.	2
3	 Magic	c.	To use a flower symbol.	3
4	 Lines	d.	To draw a rectangle.	1

**On the Magic Machine**

- ★ Draw the following picture in Tux Paint.
- ★ Use different tools in Tux Paint to draw a landscape on the drawing canvas.

①



②



Cyber Magic-1

55



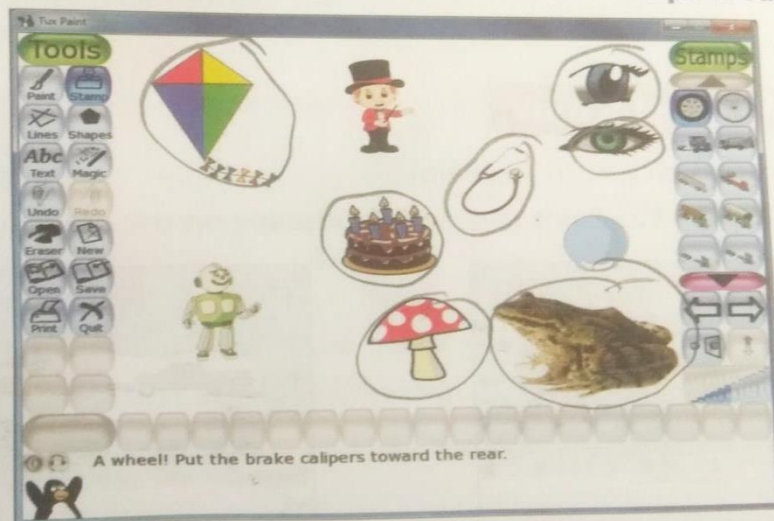
### Fun in Fairyland

Colour the picture beautifully and try to draw it in Tux Paint with the help of your teacher.



### Wise Owl's Challenge

Circle (  ) only those pictures which are available as stamps in Tux Paint.



## **PRACTICAL**

1. My Beautiful House.
2. Aquarium (Under the Sea).
3. Christmas Celebration.



Delhi Public School, Gandhinagar

Class- I

Computer Sample Notebook

L-5 FUN WITH TUX PAINT

Exercises

Page No. 44

# Let Us Enter

I. Join the dots and colour the picture of the Penguin.

Let Us Enter

Join the dots and colour the picture of the Penguin.











# Answer the Wizard

## Page No. 54

A. Put a tick (✓) on the correct option.

- What is the name of the application that we use to draw?
  - Word
  - Painting Point
  - ✓ c. Tux Paint
- Which tool do we use to draw using paint brush?
  -  Eraser
  -  Magic
  - ✓ c.  Paint
- Which of the following tools is used to write text on the canvas?
  - ✓ a.  Text
  - b.  Magic
  - c.  Paint
- Which of the following is the name of the corner where Tux, the penguin is present and assists with the drawing?
  - a. Draw Area
  - ✓ b. Help Area
  - c. Tool Area

## Page No. 55

B. Write **T** for true and **F** for false statement.

- Paint tool is used for free hand drawing.
- The text tool is used for colouring pictures.
- To open a saved picture we use the New tool.
- The Eraser tool is used for erasing the drawing.
- Any drawing can be saved in Tux Paint.

T  
F  
F  
T  
T

C. Rewrite the jumbled words correctly.





1.	R	E	S	E	A	R
Ans	E	R	A	S	E	R

2.	P	M	S	T	A
Ans	S	T	A	M	P

3.	C	R	O	O	L	S
Ans	C	O	L	O	R	S

4.	P	T	A	N	I
Ans	P	A	I	N	T


**D. Match the following.**

1	 Shapes	a.	To draw a straight line.	4
2	 Stamp	b.	To put a stamp on the drawing.	2
3	 Magic	c.	To use a flower symbol.	3
4	 Lines	d.	To draw a rectangle.	1


**On the Magic Machine**

- ★ Draw the following picture in Tux Paint.
- ★ Use different tools in Tux Paint to draw a landscape on the drawing canvas.

①



②



Cyber Magic-1

55




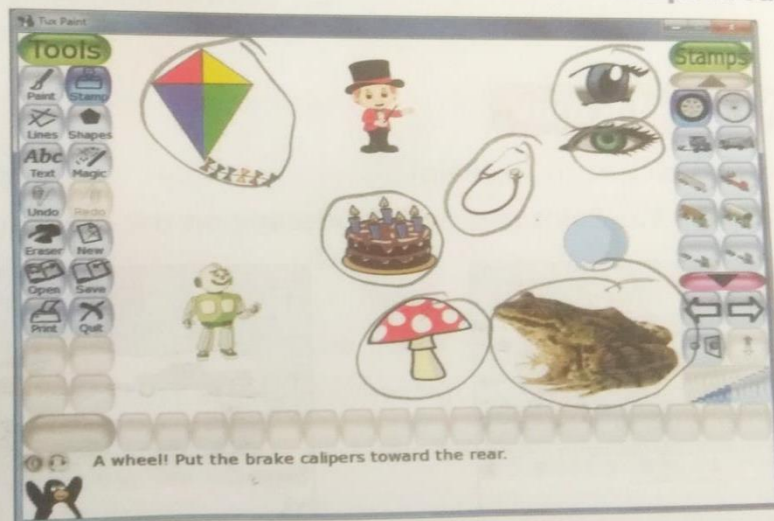
### Fun in Fairyland

Colour the picture beautifully and try to draw it in Tux Paint with the help of your teacher.



### Wise Owl's Challenge

Circle (  ) only those pictures which are available as stamps in Tux Paint.





## **PRACTICAL**

1. My Beautiful House.
2. Aquarium (Under the Sea).
3. Christmas Celebration.