



Delhi Public School Gandhinagar

SESSION – 2025-26

CLASS - 1

SUBJECT – EVS

Sample notebook

Month – January



**Syllabus: Ch-16 Water and Air
Ch-17 Weather**



Month – November

Topic- Chapter -16 (Water and Air)

Subtopics:-

❖ Water on Earth	❖ Uses of Water	❖ Clean Water
❖ Air around Us	❖ Uses of Air	

Reading and Explanation

Text Book work: - Page No.89, 90, 91 & 92

- Exercise on text book page no. Pg.no. 93

Quick Check

A. Tick (✓) the correct answer.

1. Which of the following is not a water body?

- a) river b) **bucket** ✓ c) lake

2. Which of the following helps a kite to fly?

- a) **air** ✓ b) water c) soil

3. Why do we need air?

- a) to bathe b) to write c) **to breathe** ✓

4. Which of the following is not a property of clean water?

- a) colourless b) **has smell** ✓ c) tasteless

B. Write two ways in which you can save water.

1. **Close the tap when not in use** 2. **Don't use shower for bathing**

C. Unscramble the letters to write the names of things that move with the help of air.

1. SIALOBAT

2. BLALNOO

3. PRAAHCTUE

4. WNIDIMLL

S	A	I	L	B	O	A	T
B	A	L	L	O	O	N	
P	A	R	A	C	H	U	E
W	I	N	D	M	I	L	L

- LEARNING IS FUN textbook pg.no.94 (CBE) - HW**

■ Blow It Away

Blow It Away

With the help of your teacher, collect the given objects and observe what happens when you blow air on them without touching them. Write the names of these objects in the correct boxes.

leaf	paper	eraser	stick	paper plane
stone	handkerchief	hand tissue	duster	paper plate
chalk	flat balloon	blown-up balloon	straw	apple

Objects that move when I blow air

Objects that do not move when I blow air

You will observe that light things move easily when we blow air on them while heavy things do not.

Skills • Observation • Experimentation • Brainstorming • Logical thinking

Notebook Work: -

A. New words: -

1. river	2. waste
3. breathe	4. humans
5. boil	6. breeze
7. increases	8. instruments

B. Give two examples. (CBE)

1. Water bodies

Ans. **a. lake** **b. river**

2. Uses of water

Ans. **a. drinking** **b. watering**

3. Uses of air

Ans. **a. burning** **b. breathing**

4. Ways to make water clean for drinking

Ans. **a. boiling** **b. filtering**

C. Answer the following.

1. Why is water important for us?

Ans. **Water is important for us as we cannot live without it.**

2. Write two properties of air.

Ans. **a) Air fills space**
b) Air has weight

3. When can we feel air?

Ans. **We can feel the air, when it moves.**

D. Draw, name and colour.

1. An object that can fly with the help of air.



Topic- Chapter -17 (Weather)

Subtopics: -

❖ Weather	❖ Sunny and Hot Day	❖ Cold Day
❖ Cloudy Day	❖ Windy Day	❖ Rainy Day

Reading and Explanation

Text Book work: - Page No. 95 & 96.

■ Exercise on text book page no. Pg.no.97

Quick Check

A. Fill in the blanks with the help of the given clues.

1. The sun shines brightly on a sunny (sunny/chilly) day.
2. Branches of a tree move on a windy (sunny/windy) day.
3. Dark clouds hide the sun on a cloudy (cloudy/chilly) day.
4. The weather becomes cool (cool/hot) after the rain.

B. Write True (T) or False (F).

1. Weather of a place keeps on changing
2. The weather is very hot on a chilly day.
3. It snows on the mountains on a cold day.
4. We see a rainbow in the sky on a windy day.


T

F

T

F

C. See the picture clues and write what kind of day it is.



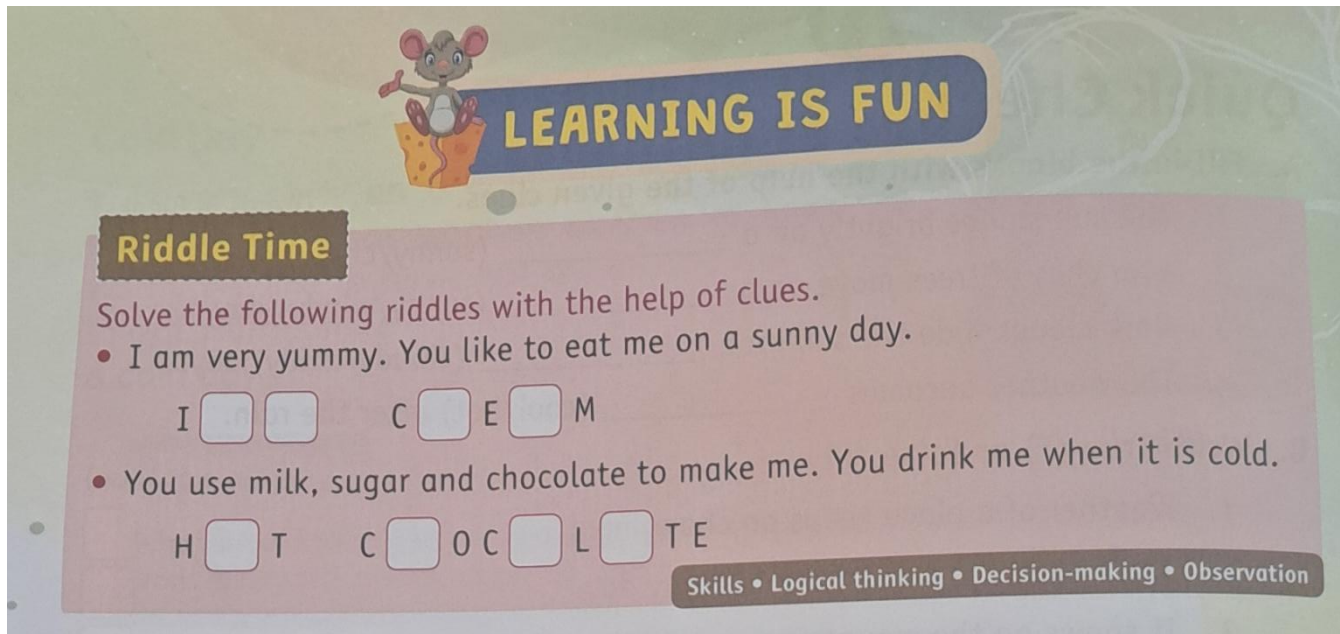
sunny

cloudy

rainy

cold

- Learning is Fun textbook pg.no.98 (CBE)



Notebook Work: -

A. New words: -

1. sunny	2. shines
3. mountains	4. condition
5. indoors	6. weather
7. brightly	8. moving

B. Name the following.

1. Seven colours band seen in the sky on a rainy day.

Ans. **rainbow**

2. The day when the sun is hidden by clouds.

Ans. **cloudy day**

3. It keeps changing every day.

Ans. **weather**

C. Answer the following.

1. When does the sun shines brightly?

Ans. **The sun shines brightly on a sunny day.**

2. How does the weather become after rain?

Ans. **The weather becomes cool after it rains.**

D. CBE based question

1. What should you do to save yourself from falling sick on cold day?

Ans. **We wear woollen clothes, have hot drinks, eat hot things, and like to stay indoors to save ourselves from falling sick on cold days.**

E. Draw, name and colour.

1. An object that protects us from rain.



an umbrella

2. A thing we like to eat on a sunny day.



an ice cream



Delhi Public School Gandhinagar

SESSION – 2025-26

CLASS - 1

SUBJECT – EVS

Sample notebook

Month – December



**Syllabus: Ch-14 The World of Plants
Ch-15 The World of Animals**



Month – November

Topic- Chapter -14 (The World Of Plants)

Subtopics:-

❖ Parts of a Plant	❖ Type of Plants
❖ Food for Plants	❖ Uses of Plants

Reading and Explanation

Text Book work: - Page No.76, 77, 78 & 79

- Exercise on text book page no. Pg.no. 80

Quick Check

A. Tick (✓) the correct answer.

1. Which part of the plant grows below the ground?

- a) **root** ✓ b) stem c) fruit

2. Which of the following is a herb?

- a) rose b) sunflower c) **mint** ✓

3. Which of the following is not a shrub?

- a) hibiscus b) **pumpkin** ✓ c) rose

4. What are the plants that grow along the ground called?

- a) **creepers** ✓ b) trees c) shrub

B. Write the given plants in the correct columns.

rose	mango	mint	pumpkin	neem	sunflower	grass
hibiscus	banyan	pea	money plant	grapevine	watermelon	coriander

Trees	Shrubs	Herbs	Climbers	Creepers
mango	hibiscus	mint	money plant	watermelon
banyan	rose	grass	grapevine	pumpkin
neem	sunflower	coriander	pea	

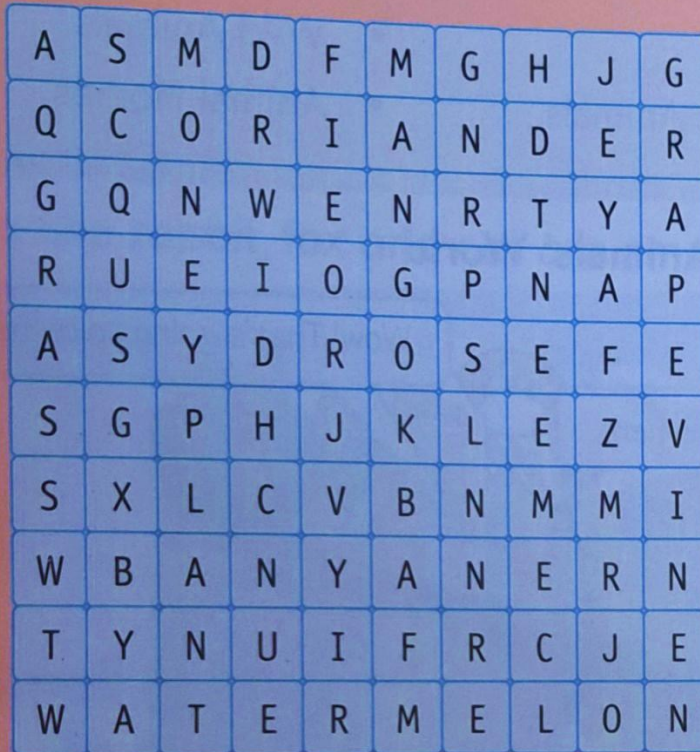
C. Write True (T) or False (F).

- A plant has three plants.
- A tree has many leaves and branches.
- Pumpkin grows along the ground.

F
T
T

- **LEARNING IS FUN** textbook pg.no.81 (CBE) - HW
- **Word Search Puzzle**

Find the names of the given plants in the word search puzzle.



GRASS
MONEY PLANT
MANGO
CORIANDER
NEEM
GRAPEVINE
ROSE
BANYAN
WATERMELON

Notebook Work: -

A. New words: -

1. leaves	2. shrubs
3. herbs	4. climbers
5. creepers	6. ground
7. support	8. stem

B. Give two examples. (CBE)

1. Types of plant.

Ans. **a. trees**

b. herbs

2. Shrubs

Ans. **a. rose**

b. sunflower

3. Herbs

Ans. **a. grass**

b. mint

4. Climbers

Ans. **a. money plant**

b. pea plant

5. Creepers

Ans. **a. pumpkin**

b. watermelon

C. Answer the following.

1. What are herbs?

Ans. **Plant that are small with weak, soft and green stem are called herbs.**

2. What are trees?

Ans. **Very big plants with thick and strong stem are called trees.**

3. Which four things help the leaves to make food for the plant?

Ans. **The following things help leaves make to food for the plant:-**

a) air

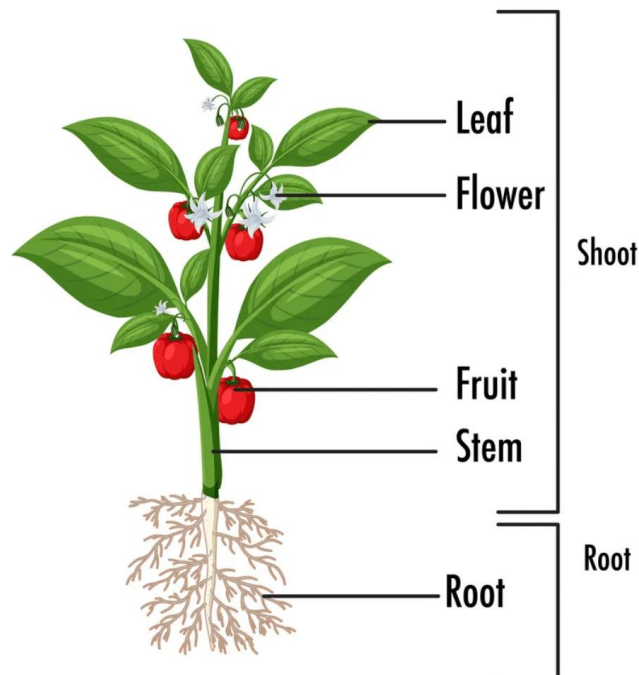
b) water

c) soil

d) sunlight

D. Draw, name and colour.

1. Parts of a plant.



Topic- Chapter -15 (The World of Animals)

Subtopics: -

❖ Big Animals	❖ Small Animals	❖ Very Small Animals
❖ Birds	❖ Insects	❖ Wild Animals
❖ Pet Animals	❖ Domestic Animals	❖ Animals Home

Reading and Explanation

Text Book work: - Page No. 82, 83, 84, 85 & 86.

■ Exercise on text book page no. Pg.no.87

Quick Check

A. Tick (✓) the correct answer.

1. Which of the following is a small animal?

a) elephant b) whale c) **rabbit** ✓

2. Which of the following animals lives on land?

a) **elephant** ✓ b) fish c) octopus

3. Which of the following is a pet animal?

a) tiger b) **cat** ✓ c) bear

4. Which of the following is an insect?

a) sparrow b) pigeon c) **butterfly** ✓

B. Write the name of the animals in the correct columns.

cow	sheep	crow	goat	sparrow
ant	butterfly	pigeon	housefly	

Domestic Animals	Insects	Birds
cow	butterfly	crow
sheep	ant	sparrow
goat	housefly	pigeon




C. Fill in the blanks with the help of the given clues.

1. An elephant is a **big** (big/small) animal.
2. A **frog** (cow/frog) lives on land as well as in water.
3. An **owl** (owl/octopus) lives on a tree.
4. A **dog** (lion/dog) is a pet animal.

■ Learning is Fun textbook pg.no.88 (CBE)

Observe and Answer

Look at the pictures given below. Write **D** for domestic animal, **W** for wild animal, **B** for bird and **I** for insect.



Skills • Observation • Decision-making • Sorting

Word Search Puzzle

Unscramble the letters to write the names of the animals, insects and birds. Then, find them in the word search puzzle.

EELHPNAT
 CMALE
 FORG
 HUOESLFY
 SAPORRW
 RBAIBT
 BAER
 PRAORT
 ATN
 WAHEL

Q	W	E	R	F	T	Y	U	I	H	O
S	A	S	D	R	F	G	H	J	O	J
P	A	R	R	O	T	K	L	Q	U	W
A	E	A	R	G	T	Y	U	I	S	O
R	P	B	A	S	D	C	A	M	E	L
R	F	B	E	A	R	G	H	J	F	K
O	L	I	Z	X	C	W	H	A	L	E
W	V	T	B	N	M	Q	W	E	Y	R
T	Y	U	I	O	P	A	A	S	D	F
E	L	E	P	H	A	N	T	G	H	J
K	L	M	N	B	V	T	C	X	Z	A

Skills • Observation • Decision-making • Problem-solving • Logical thinking

Notebook Work: -

A. New words: -

1. largest	2. feathers
3. insects	4. domestic
5. nature	6. carry
7. squirrel	8. farm

B. Give two examples. (CBE)

1. Very small animals.

Ans. **a. rat**
b. frog

2. Birds that cannot fly.

Ans. **a. penguin**
b. ostrich

3. Animals living on land as well as water.

Ans. **a. frog**
b. turtle

4. Animals carrying loads.


Ans. **a. donkey**
b. camel

5. Animals that give us wool.

Ans. **a. sheep**
b. rabbit


C. Draw, name and colour.

1. An insect



butterfly

2. Water animal



fish



Delhi Public School Gandhinagar

SESSION – 2025-26

CLASS - 1

SUBJECT – EVS

Sample notebook

Month – November



**Syllabus: Ch-12 Festivals We Celebrate
Ch-13 Travelling Is Fun**



Month – November

Topic- Chapter -12 (Festivals We Celebrate)

Subtopics:-

❖ Festivals	❖ Gurburab
❖ Diwali	❖ Eid ul-Fitr
❖ Christmas	❖ National Festivals

Reading and Explanation

Text Book work: - Page No.65, 66, 67 & 68

- Exercise on text book page no. Pg.no. 69

Quick Check

A. Tick (✓) the correct answer.

- Which of the following is called the festival of lights?
a) Christmas b) **Diwali** ✓ c) Eid ul-Fitr
- On which festival do people make *sewain*?
a) **Eid ul-Fitr** ✓ b) Christmas c) Diwali
- When is Republic Day celebrated?
a) 25 December b) **26 January** ✓ c) 29 January
- Who hoists the national flag on Independence Day?
a) Student b) President c) **Prime Minister** ✓

B. Match the columns.

- | Column A | Column B |
|----------------|--------------------------------|
| 1. Diwali | a) Santa Clause 2. |
| 2. Christmas | b) Namaz 4. |
| 3. Gurburab | c) Diyas and candles 1. |
| 4. Eid ul-Fitr | d) Langar 3. |

C. Fill in the blanks with the help of the given clues.

- We decorate **Christmas** (Christmas/mango) trees on 25 December.
- We go to the **Mosque** (gurdwara/mosque) to offer namaz.
- Langar is a free meal served in a **gurdwara** (gurdwara/church).
- A parade is held at Kartavya Path on **Republic Day** (Gandhi Jayanti/ Republic Day)

- LEARNING IS FUN** textbook pg.no.70 (CBE) - HW

■ Word Search Puzzle

India is a land of festivals. Many festivals are celebrated here. Names of some festivals other than those mentioned in the chapter are given here. Find their names in the word search puzzle.

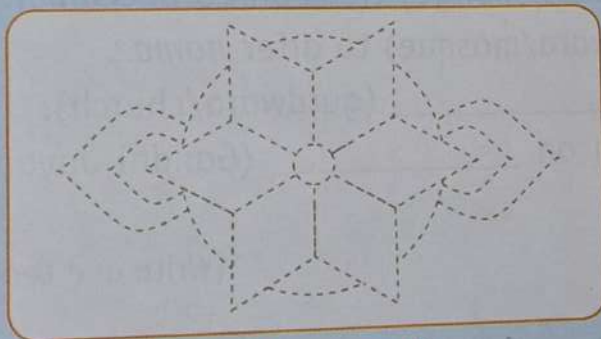
JANMASHTAMI	DUSSEHRA
HOLI	ONAM
PONGAL	EASTER
DURGA PUJA	RAKSHABANDHAN



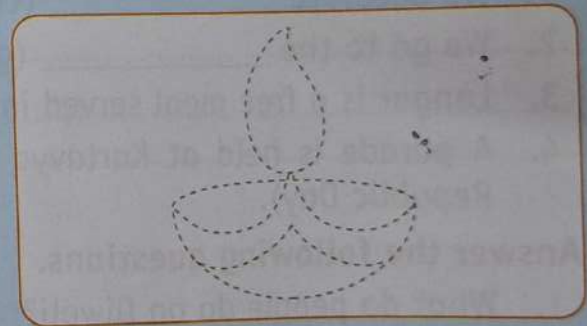
Skills • Observation • Decision-making

■ Fun with Colours

Join the dots and colour the pictures of things you do to decorate your house on Diwali.



make a rangoli



light diyas

Skills • Creativity • Cultural awareness

Notebook Work: -

A. New words: -

1. festival	2. celebrate
3. meal	4. gurdwara
5. decorate	6. exchange
7. lights	8. national

B. Give two examples. (CBE)

1. National festivals.

Ans. **a. Independence Day**
b. Republic Day

2. Things used to decorate during Diwali.

Ans. **a. diyas**
b. lights

C. Answer the following questions.

1. What is Langar?

Ans. **Langar is a free meal served in gurdwara.**

2. What do people do on Diwali?

Ans. **People decorate their houses with lights, candles and diyas on Diwali.**

D. Draw, name and colour.

1. Our national flag-



Tiranga

Topic- Chapter -13 (Travelling Is Fun)

Subtopics: -

❖ Means of Transport	❖ Land Transport
❖ Air Transport	❖ Water Transport

Reading and Explanation

Text Book work: - Page No. 71, 72 & 73.

■ Exercise on text book page no. Pg.no.74

Quick Check

A. Colour the vehicles using the colour key. (NCF)




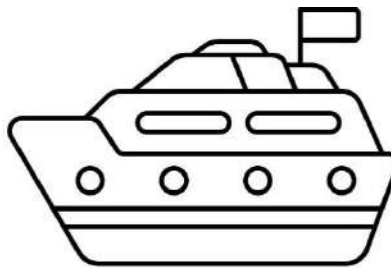

land transport



air transport



water transport



B. Name the following.

- | | | |
|-----------------------------------|---------------------|-----------------------|
| 1. Two vehicles with three wheels | <u>autorickshaw</u> | <u>cycle rickshaw</u> |
| 2. Two vehicles with two wheels | <u>bicycle</u> | <u>scooter</u> |
| 3. Two vehicles pulled by animals | <u>bullock cart</u> | <u>tonga</u> |
| 4. Two vehicles pulled by engines | <u>train</u> | <u>metro</u> |

C. Write the means of transport you will use to go to the following places. (HW)

1. Your grandmother's house
2. Your school
3. Your uncle living in another city
4. A mall nearby

- Learning is Fun textbook pg.no.75 (CBE)
- Fun with Pictures (H.W)

Paste or draw pictures of one vehicle for each of the given categories.

Land transport	Water transport	Air transport

■ Life Skills

Name the means of transport these people should use in the following situations to reach their destination on time.

1. Riya lives in Delhi. She gets selected for a drawing competition which is in Mumbai. Which means of transport should she take? Land or Air transport.
2. Anant has to go to his friend's birthday party who lives ten kilometers away from his house. Which means of transport should he take? Land Transport

Notebook Work: -

A. New words: -

1. transport	2. various
3. metro	4. vehicles
5. engines	6. wheels
7. helicopter	8. steamer

B. Give two examples. (CBE)

1. Land transport

Ans. a. bus

b. car

2. Air transport

Ans. a. aeroplane

b. helicopter

3. Water transport

Ans. a. boat

b. ship

C. Answer the following.

1. How do we travel to different places?


Ans. We travel to different places using different means of transport.

2. Which is the fastest means of transport?

Ans. Air transport is the fastest means of transport.

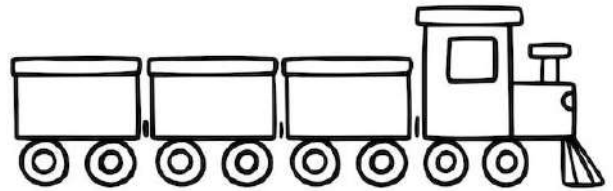
D. Draw, name and colour.

1. A vehicle with six wheels



bus

2. A vehicle that runs on track



train



Delhi Public School Gandhinagar

SESSION – 2025-26

CLASS - 1

SUBJECT – EVS

Sample notebook

Month – October



Syllabus: Ch-10 My School

Ch-11 People Who Help Us



Month – **October**

Topic- **Chapter -10 (My School)**

Subtopics:-

❖	School
❖	Rooms in a School
❖	People Who Help Us in School
❖	Keeping the School Clean

Reading and Explanation

Text Book work: - Page No.55, 56 & 57

- Exercise on text book page no. Pg.no. 58

Quick Check

A. Fill in the blanks with the help of the given clues

1. We **study** (study/sleep) in a classroom.
2. We find different kinds of book in the **library** (medical room/library).
3. We learn singing in the **music** (music/medical) room.
4. We should keep our school **clean** (dirty/clean).

B. Write True (T) or False (F).

1. We learn many things in school.
2. There are only five rooms in a school.
3. Teachers sit in the staffroom and do their work.
4. We should not plant trees in the school.

T
F
T
F

C. Think and write how these people help you in school. You may take help from your teacher or parents.

1. Teacher : _____
2. Librarian : _____
3. Gardener : _____
4. Nurse : _____

- **LEARNING IS FUN** textbook pg.no.59 (CBE) - HW

Word Search Puzzle

Find the names of the objects we find in a classroom in the word search puzzle.

DUSTER	CHALK	DUSTBIN	DESK
CHAIR	BAG	WINDOW	WATER BOTTLE
CUPBOARD	BLACKBOARD	NOTICE BOARD	TABLE



Notebook Work: -

A. New words: -

1. library	2. cupboard
3. medical	4. dustbin
5. chalk	6. chair
7. duster	8. window

Topic- Chapter -11 (People Who Help Us)

Subtopics: -

❖ Our Helpers

Reading and Explanation

Text Book work: - Page No. 60, 61 & 62.

■ Exercise on text book page no. Pg.no.63

Quick Check

A. Write the helper you will go to in the following situations. (NCF)

1. You want to get broken shoe mended.
2. You are sick.
3. You want to get a shirt stitched.
4. You want to get a leaking tap fixed.

C	O	B	B	L	E	R
D	O	C	T	O	R	
T	A	I	L	O	R	
P	L	U	M	B	E	R

B. Answer in one word.

1. Who takes care of patients?
2. Who looks after the garden?
3. Who brings letters and parcels?
4. Who washes clothes?

Nurse

Gardener

Postman

Washerman

C. Write True (T) or False (F).

1. Many people around us help us.
2. A farmer teaches in a school.
3. A carpenter makes furniture.
4. A milkman delivers letters.

F
T
T
F

■ Learning is Fun textbook pg.no.53 (CBE) - HW

■ Word Search Puzzle (H.W)

Unscramble the letters to identify the helpers. Then, find them in the word search puzzle.

TECAEHR	<input type="text"/>	<input type="text"/>	<input type="text"/>	<input type="text"/>	<input type="text"/>	<input type="text"/>	GRAEDNRE	<input type="text"/>	<input type="text"/>	<input type="text"/>	<input type="text"/>	<input type="text"/>	<input type="text"/>	<input type="text"/>
FRAEMR	<input type="text"/>	<input type="text"/>	<input type="text"/>	<input type="text"/>	<input type="text"/>	<input type="text"/>	CBOBELR	<input type="text"/>	<input type="text"/>	<input type="text"/>	<input type="text"/>	<input type="text"/>	<input type="text"/>	<input type="text"/>
NRUES	<input type="text"/>	<input type="text"/>	<input type="text"/>	<input type="text"/>	<input type="text"/>	<input type="text"/>	MLIKAMN	<input type="text"/>	<input type="text"/>	<input type="text"/>	<input type="text"/>	<input type="text"/>	<input type="text"/>	<input type="text"/>
PULBMRE	<input type="text"/>	<input type="text"/>	<input type="text"/>	<input type="text"/>	<input type="text"/>	<input type="text"/>	MSANO	<input type="text"/>	<input type="text"/>	<input type="text"/>	<input type="text"/>	<input type="text"/>	<input type="text"/>	<input type="text"/>
FRIEAMN	<input type="text"/>	<input type="text"/>	<input type="text"/>	<input type="text"/>	<input type="text"/>	<input type="text"/>	CRAEPNRTE	<input type="text"/>	<input type="text"/>	<input type="text"/>	<input type="text"/>	<input type="text"/>	<input type="text"/>	<input type="text"/>



Notebook Work: -

A. New words: -

1. helpers	2. patients
3. thieves	4. stitches

5. furniture	6. country
7. delivers	8. repairs

B. Give two examples. (CBE)

1. People who help us.

Ans. a. mason

b. farmer

2. People who keep our country safe.

Ans. a. policeman

b. soldier

3. People who deliver things to our house.

Ans. a. postman

b. milkman

C. Answer the following.

1. Who puts off fire?

Ans. Fireman puts off fire.



2. What does a cobbler do?

Ans. A cobbler makes and mends shoes.

3. What does a hair dresser do?

Ans. A hair dresser cuts and styles our hair.

D. Draw, name and colour.

1. A tool used by hair dresser.	2. A tool used by doctor.
	
Scissor	First Aid Kit



Delhi Public School Gandhinagar


SESSION – 2025-26

CLASS - 1

SUBJECT – EVS

Sample notebook

Month – August



Syllabus: Ch-8 We Need Shelter
Ch-9 Our Neighbourhood



Month – **August**

Topic- **Chapter -8 (We Need Shelter)**

Subtopics:-

❖	Types of Houses
❖	Types of Roof
❖	Rooms in a House
❖	A Good House

Reading and Explanation

Text Book work: - Page No.43, 44 & 45

- Exercise on text book page no. Pg.no. 46

Quick Check

A. Tick (✓) the correct answer.

1. What is a *kutchha* house made of?

a) cement

✓b) **bamboo**

c) iron

2. What is a *pukka* house made of?

a) mud

b) dry leaves

✓c) **cement**

3. Where are the houses with flat roofs found?

✓a) **hot places**

b) cold places

c) places with heavy rain

4. What does a good house have?

a) lots of toys

✓b) **lots of plants**

c) Lots of waste

B. Fill in the blanks with the help of the given clues.

1. A house gives us **shelter** (shelter/flowers).

2. We feel **comfortable** (uncomfortable/comfortable) in our house.

3. Bungalow is a **pukka** (*kutchha*/pukka) house.

4. **Sloping** (Sloping/flat) roofs help snow and rainwater to slide down the roofs easily.

C. Name the rooms of the house with the help of clues. (NCF)

1. We eat meals in this room.

D I N I N G R O O M

2. Mummy cooks food here.

K I T C H E N

3. We take a bath in this room.

B A T H R O O M

4. We sleep in this room.

B E D R O O M

- LEARNING IS FUN** textbook pg.no.47 **(CBE)**

Put in the right column

Write the names of the given items in the rooms where they are found.

bed	wardrobe	soap	shampoo	mixer
chair	sofa	quilt	wash basin	centre table
utensils	gas burner	bucket	pillows	pulses
carpet	bathtub	refrigerator	cushions	floor

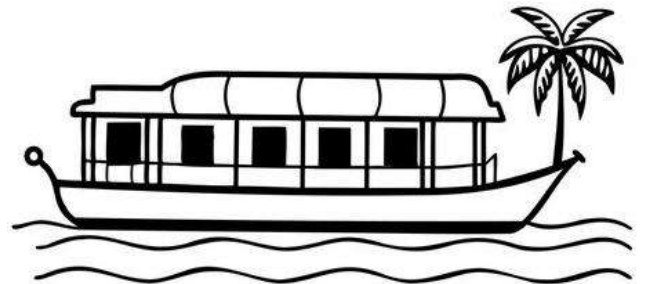
Drawing Room	Bedroom	Kitchen	Bathroom
chair	bed	utensils	bathtub
carpet	wardrobe	gas burner	soap
sofa	quilt	refrigerator	bucket
cushions	pillows	mixer	shampoo
centre table	floor	pulses	wash basin

Fun with colours

These are the pictures of some special houses. Read their names and colour them.
(H.W)



tent house



houseboat

Notebook Work: -

A. New Words.

1. shelter	2. kutcha
3. pukka	4. bungalow
5. thieves	6. sloping
7. kitchen	8. straw

B. Give two examples. (CBE)

1. Pukka house

Ans. a. bungalow
b. apartment

2. Rooms in a house

Ans. a. kitchen
b. bathroom

3. Materials used to make pukka house

Ans. a. cement
b. bricks

Topic- Chapter -9 (Our Neighbourhood)

Subtopics: -

❖ Neighbourhood

❖ Places in our neighbourhood

Reading and Explanation

Text Book work: - Page No. 48, 49, 50 & 51.

■ Exercise on text book page no. Pg.no.52

Quick Check

A. Complete the names of the places where you will go to do the following things.
(NCF)

1. Visit a sick friend.
2. Post a letter.
3. Study and learn new things.
4. Buy toys.

H	O	S	P	I	T	A	L
P	O	S	T		O	F	F
	S	C	H	O	O	L	
M	A	R	K	E	T		

B. Fill in the blanks with the help of the given clues.

1. We go to a bus stop (school/bus stop) to take a bus.
2. We play in a park (park/auto stand).
3. We keep our money in a bank (hospital/bank).
4. We go to a hospital (school/hospital) when we are sick.

C. Write True (T) or False (F).

1. We go to a restaurant to play.
2. We take a train from a railway station.

F

T

3. We go to a school to study.
4. We must keep our neighbourhood dirty.

T

F

■ Learning is Fun textbook pg.no.53 (CBE)

■ Word Search Puzzle (H.W)

Unscramble the letters to write the correct names of the places. Then, find them in the word search puzzle.

PRAK

HPTOSIAL

CUHCRH

GRUWDRAA

MRAEKT

RSETUARNAT

SOCHLO

BNAK

MSOUQE

TMEEPL



Notebook Work: -

A. New words: -

1. neighbourhood

2. comfortable

3. market	4. restaurant
5. neighbours	6. hospital
7. church	8. bank

B. Give two examples. (CBE)

1. Places of worship.

Ans. a. temple

b. church

2. Places in our neighbourhood.

Ans. a. post office

b. park

C. Answer in one word.

1. The people living around our house.

Ans. neighbours

2. Name the place to study and learn new things.

Ans. school

3. The location from where we take a bus.

Ans. bus stop

4. The place we go when we are sick or hurt.

Ans. hospital

D. Draw, name and colour.

1. A place where keep our money and jewellery safe.



Bank

2. A place where we go to study.



School



Delhi Public School Gandhinagar


SESSION – 2025-26

CLASS - 1

SUBJECT – EVS

Sample notebook

Month – July



Syllabus: Ch-6 Safety Rules
Ch-7 My Family



Month – **July**

Topic- **Chapter -6 (Safety Rules)**

Subtopics:-

❖ Safety	
❖ Safety at Home	❖ Safety on the Road
❖ Safety at School	❖ Safety in a Vehicle
❖ Safety in a Playground	❖ Safety in a Swimming Pool

Reading and Explanation

Text Book work: - Page No.31, 32, 33 & 34

▪ Exercise on text book page no. Pg.no. 35

Quick Check

A. Tick (✓) the correct answer.

1. Do not play with **knives** at home.

a) ludo

b) **knives**

✓

c) carom board

2. Leave school only with your **parents**.

a) friends

b) strangers

c) **parents**

✓

3. Always obey the **rules** of a game.

a) **rules**

✓

b) lines

c) stories

4. Use a swimming **tube** if you are learning to swim.

a) bucket

b) **tube**

✓

c) pipe

B. Fill in the blanks with the help of the given clues.

1. Always walk on the **pavement** (road/pavement).

2. Do not stand near the **door** (door/window) of a bus.

3. Never **jump** (sit/jump) on a bed or a sofa.

4. Do not **fight** (fight/play) with other children.

C. Write true (T) or False (F).

1. We should always cross the road at the zebra crossing.

T

2. We should get into a moving vehicle.

F

3. We should not lean over a balcony railing.

T

4. We should push each other on the swings.

F

▪ **LEARNING IS FUN** textbook pg.no.36 (CBE)

■ Life Skills

Why will you stop a child when you see her/him in the following situations?

1. Playing on the road.

Ans. **She/he might meet with an accident.**

2. Taking head out of the car's window.

Ans. **She/he might bump her/his head.**

3. Playing with a knife.

Ans. **She/he might get hurt.**

4. Going to the swimming pool without a swimming tube.

Ans. **She/he might get drown.**

5. Fighting with other children.

Ans. **She/he might hurt each other.**

6. Trying to get off a moving bus.

Ans. **She/he might get badly injured.**

Notebook Work: -

A. New Words.

1. safety	2. electric
3. stranger	4. pavement
5. queue	6. disturb
7. inform	8. adult

B. Give two examples. (CBE)

1. Safety rules at school.

Ans. **a. Do not jump on desk.**

b. Always walk in a line.

2. Safety rules on the road.

Ans. **a. Walk on the pavement.**

b. Do not play or run on the road.

C. Answer the following.

1. Why we should follow safety rules?


Ans. We should follow safety rules **to stay safe.**

2. What should you do before crossing the road?

Ans. Look to the right, then to the left and again to the right before crossing the road.

D. Draw, name & colour

Traffic light



Red says “**stop**”

Yellow says “**wait**”

Green says “**go**”

Topic- Chapter -7 (My Family)

Subtopics: -

❖ Family and Its Types
❖ Helping Each Other
❖ Fun with Family
❖ Learning from Family




Reading and Explanation

Text Book work: - Page No. 37, 38, 39 & 40.

■ Exercise on text book page no. Pg.no.41

Quick Check

A. What kind of families are these? Write below each picture. (NCF)

		
Joint family	Small family	Big family

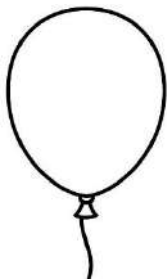
B. Write the names and birthdays of your family members. (About Family) (H.W)

1. Grandfather		
2. Grandmother		
3. Father		
4. Mother		

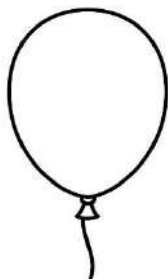
■ Learning is Fun textbook pg.no.42 (CBE)

Family Time


Colour the balloons for the activities you do with your family. (H.W)




water plants



go for shopping



celebrate festivals



study

Notebook Work: -

A. New words: -

1. family	2. surname
3. cousins	4. respect
5. together	6. children
7. relatives	8. politely

B. Answer the following.

1. Name different types of family.

Ans. a. small
b. big
c. joint

2. What is a surname?

Ans. The last common name used by all family members is called surname.

3. What do you learn from your family?

Ans. We learn good manners and good habits from our family.



Delhi Public School Gandhinagar


SESSION – 2025-26

CLASS - 1

SUBJECT – EVS

Sample notebook

Month – June



**Syllabus: Ch-4 The Clothes We Wear
Ch-5 Food we Eat**



Month – June

Topic- Chapter -4 (The Clothes We Wear)

Subtopics:-

- ❖ Types of Clothes
- ❖ Materials Used to Make Clothes
- ❖ Uniforms
- ❖ Costumes

Reading and Explanation

Text Book work: - Page No.18,19,20, & 21

Quick Check

A. Tick (✓) the correct answer. (Correct Choice)

- Clothes help us to cover our bodies.
(a) Leaves ☐ (b) Petals ☐ (c) Clothes ☒
- We wear cotton clothes in summer.
(a) winter ☐ (b) summer ☒ (c) rainy season ☐
- We wear woollen clothes in winter.
(a) woollen ☒ (b) cotton ☐ (c) silk ☐
- Dancers and actors wear costumes while performing.
(a) uniforms ☐ (b) costumes ☒ (c) sweaters ☐

B. Fill in the blanks with the help of the given clues. (Words in Blanks)

- Woollen (Cotton/Woollen) clothes keep us warm.
- We wear a raincoat (raincoat/coat) when it rains.
- We wear special (simple/special) clothes for occasions.
- Dancers wear costumes while dancing (cooking/dancing).

C. Write True (T) or False (F). (True or False)

- We wear different clothes in different seasons. ☒ T
- Raincoats keep us warm. ☐ F
- Children wear uniforms to school. ☒ T
- All clothes are made of the same material. ☐ F

D. Answer the following questions. (Write and Learn)

- Why do we wear clothes?
- Name any four clothes we wear in winter.
- What are uniforms?
- From where do we get wool?

Let's Talk
What will happen if we wear cotton clothes in winter?

Think and Tell
Can we wear woollen clothes in summer? Why/Why not?



LEARNING IS FUN

Word Search Puzzle

Unscramble the letters to write the names of different clothes we wear. Then, find them in the word search puzzle.

FORKC	F	R	O	C	K			
SOHTRS	S	H	O	R	T	S		
SIHTR	S	H	I	R	T			
JCAEKT	J	A	C	K	E	T		
SEWTAER	S	W	E	A	T	E	R	
MFUFELR	M	U	F	F	L	E	R	
RIACNAOT	R	A	I	N	C	O	A	T
GMUOOST	G	U	M	B	O	O	T	S

R	A	I	N	C	O	A	T	G	S
R	T	L	B	I	E	F	X	O	W
H	A	J	A	C	K	E	T	Y	E
E	M	O	R	F	H	H	R	N	A
G	U	M	B	O	O	T	S	R	T
L	F	Y	O	G	A	A	H	S	E
T	E	R	O	C	K	D	I	E	R
H	L	Y	H	V	C	L	R	A	N
Y	E	A	S	H	O	R	T	S	O
G	R	S	X	A	R	T	X	O	E

Skills • Observation • Decision-making

Life Skills

Which of the two girls takes care of her clothes and keeps them properly? Tick (✓) the correct picture.



Skills • Social and emotional skills • Logical thinking

Scrapbook Fun

Paste pictures of clothes you like to wear in your scrapbook. Use old magazines, books or newspapers to get the pictures.

Skills • Observation • Creativity

Note Book Work: -

A. New Words.

1. clothes	2. cotton
3. woollen	4. umbrella
5. protect	6. uniform
7. special	8. costume

B. Give two examples.

1. Things used in rainy season.

Ans. a. raincoat b. umbrella

2. People who wear uniform.

Ans. a. nurse b. postman

3. Woollen clothes

Ans. a. shawls b. muffler

C. Answer the following.

1. Why do we wear clothes?

Ans. We wear clothes to protect our body from heat, cold, rain, wind, dust and insects.


2. Name any 3 clothes we wear in summer season.

Ans. Clothes we wear in summer season:-

- a) skirt
- b) shorts
- c) frock

D. Draw, name & colour

1. Winter Season



muffler

2. A thing we use in rainy season.



umbrella


Topic- Chapter -5 (Food We Eat)

Subtopics: -

- ❖ Food
- ❖ Kinds of Food
- ❖ Milk Products
- ❖ Meals We Eat
- ❖ Good Food Habits

Reading and Explanation

Text Book work: - Page No. 24,25,26,27 & 28



Quick Check

A. Tick (✓) the correct answer. (Correct Choice)

1. What does food give us?	(a) energy <input checked="" type="checkbox"/>	(b) clothes <input type="checkbox"/>	(c) fresh air <input type="checkbox"/>
2. Which is the first meal of the day?	(a) lunch <input type="checkbox"/>	(b) breakfast <input checked="" type="checkbox"/>	(c) dinner <input type="checkbox"/>
3. Which animal gives us milk?	(a) horse <input type="checkbox"/>	(b) cat <input type="checkbox"/>	(c) cow <input checked="" type="checkbox"/>
4. Which of the following is a fruit?	(a) turnip <input type="checkbox"/>	(b) apple <input checked="" type="checkbox"/>	(c) onion <input type="checkbox"/>

B. Fill in the blanks with the help of the given clues. (Words in Blanks)

1. We get <u>eggs</u> (milk/eggs) from hen.
2. We have <u>lunch</u> (lunch/dinner) in the afternoon.
3. We should eat <u>healthy</u> (healthy/unhealthy) food.
4. We should not eat <u>uncovered</u> (covered/uncovered) food.

C. Write True (T) or False (F). (True or False)

1. We need food to grow.	<input checked="" type="checkbox"/> T
2. Plants give us only vegetables.	<input type="checkbox"/> F
3. We eat dinner in the morning.	<input type="checkbox"/> F
4. We should drink at least eight glasses of water every day.	<input checked="" type="checkbox"/> T

D. Answer the following questions. (Write and Learn)


- Why do we need food?
- Name the sources from where we get food.
- Name the three meals of the day.
- Write any two good food habits.

Let's Talk

Why do you think food is one of our basic needs?

Think and Tell

What are the various milk products you take to stay healthy?



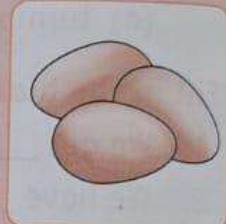





LEARNING IS FUN


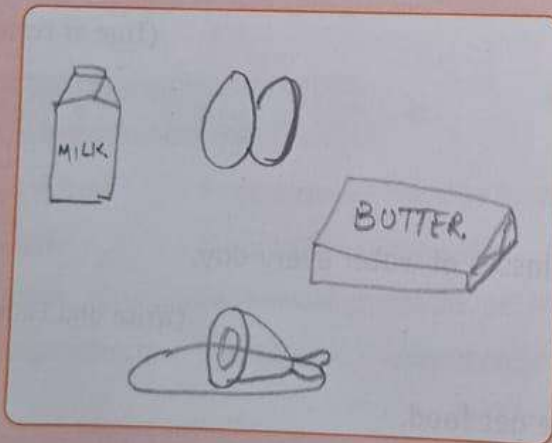
Fun with Pictures

Draw and colour pictures of the given food items in the correct boxes.

Food from plants



Food from animals



Skills • Observation • Creativity

Yummy Lemonade

Learn to make lemonade and fruit juice with the help of your parents. Enjoy the cold drinks during summer.

Skills • Interpersonal skills • Experimentation

Scrapbook Fun

Draw and colour any two fruits and two vegetables you like in your scrapbook. Name them and write one line about each.

Skills • Creativity • Observation

Note Book Work: -

A. New words: -

1. energy	2. vegetables
3. grains	4. meal
5. habits	6. plants
7. products	8. grow

B. Give two examples.

1. Animals that give us milk.

Ans. a. cow

b. buffalo

2. Milk products

Ans. a. curd

b. butter

3. Grains

Ans. a. rice

b. wheat

4. Animals that give eggs.

Ans. a. hen

b. duck

C. Answer the following.

1. Name the sources from where we get food.


Ans. We get food from plants and animals.

2. Define healthy meal.

Ans. A meal with all kinds of food in the right amount is called a healthy meal.

3. Why do we need food?

Ans. We need food to grow, stay healthy, and to get energy to work and play.



Delhi Public School Gandhinagar


SESSION – 2025-26

class-

SUBJECT – EVS

Sample notebook

Month – APRIL/MAY



Syllabus: Ch-1 About Me

Ch-2 My Body

Ch-3 Looking after My Body



Month – April

Topic- Chapter -1 (About Me)


Subtopics:-

- ❖ Self-Introduction
- ❖ I Am Special
- ❖ My Birthday
- ❖ What I Like

Text Book work: - Page No. 1

❖ **Activity**

- ❖ You have just got to know Raima and Rohan. Now tell us about yourself.



. My name is Sita. (students will write their name)

. I am a boy/girl. ✓ (students will write their gender)

Text Book work: - Page No. 2

- ❖ **My Birthday – The day we are born is called our birthday.**

My birthday is on ____.

I am ____year old.



My birthday is on ____.

I am ____year old.

❖ Activity

- ❖ Draw candles on the cake to show how old you are. Write your age and birthday in the blanks.




- . I am 6 years old.
- . My birthday is on (students will write their birthday)

Text Book work: - Page No. 3

❖ Activity

- ❖ Rub some water colour or ink on your fingers. Now press your fingers in the box given below.



❖ What I Like



Text Book work: - Page No. 4

Reading and explanation

Text Book Exercise:- Quick Check

❖ Exercise on text book page no. 5

A. Tick (✓) the correct answer.

1. On which day do you cut a cake?

a. holiday ✓ b. **birthday** c. Sunday

2. We make fingerprints with our **fingers**.

a. legs b. hair ✓ c. **fingers**

3. Hobby is the thing we like to do the most in our **free** time.

✓ a. **free** b. school c. sleep

B. Fill in the blanks with the help of the given clues.

1. The day we are born is called our **birthday**. (school day/birthday)

2. We all are **different** (different/ same) from each other.

3. The thing we like more than the others is our **favourite** (disliked/ favourite) things.

C. Write true (T) or False (F).

1. I am unique. **T**

2. My friend has the same fingerprints as me. **F**

3. I do not have any favourite thing. **F**

❖ **LEARNING IS FUN**

❖ **GIVEN IN NEP BASED ACTIVITIES [Summer vacation homework]**

Draw and colour or paste pictures of the following things in scrapbook.

➤ Favourite fruit, vegetable, food, games, cartoon, etc...

Note Book Work: -

A. New Words.

1. birthday
2. special
3. born
4. favourite
5. hobby
6. different
7. thing
8. free

B. Write about yourself. (Students will fill in their personal details)

Paste your
Photograph

1. My name is _____.
2. I am _____ years old.
3. I am a _____. (girl/boy)
4. I study in class I_____.

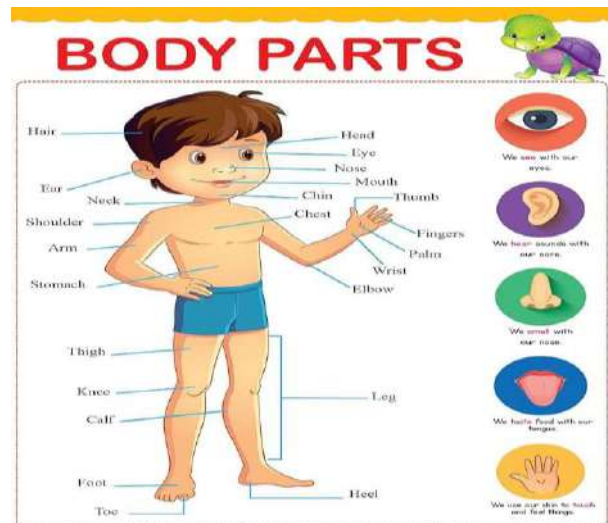
Topic- Chapter -2 (My Body)

Subtopics: -

- ❖ Parts of Our Body
- ❖ Sense Organ
- ❖ Our Body Parts Help Us
- ❖ Growing Up

Text Book work: - Page No. 7,8, 9 and 10
Reading and Explanation

Text Book work: - Page No. 11



A. Tick (✓) the correct answer. [CBE]

1. We hold and pick with our hands.
a. necks ✓ b. hands c. heads
2. Our legs help us to walk.
✓ a. walk b. write c. see
3. We taste fruits with our tongue.
✓ a. tongue b. eyes c. skin
4. We use our mouth to speak.
a. run ✓ b. speak c. pick

B. Fill in the blanks with the help of the given clues. [NCF]

1. I see a rainbow with my eyes. (eyes/ears)
2. I hear the chirping of birds with my ears. (ears / eyes)
3. I feel the cold ice cream with my skin. (ears / skin)
4. We use our hands and legs to crawl. (speak / crawl)

C. Write true(T) or False (F).

1. We swim using our hands only. F
2. Nose helps us to smell. T
3. Neck is a sense organ. F
4. We feel things with our skin. T

Note Book Work: -

A. New words: -

- | | | |
|--------------|----------|-----------|
| 1. legs | 2. hands | 3. skin |
| 4. shoulders | 5. mouth | 6. tongue |
| 7. healthy | 8. Back | |

B. Give two examples.

1. Which parts of the body are used to carry and push things?

Ans. back and shoulders

2. Body parts that are inside our mouth and help us to eat.

Ans. a. tongue b. teeth

C. Give one word. (CBE)

1. Which part of the body helps us to speak?

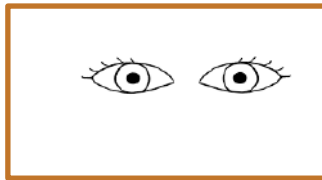
Ans. tongue

3. Which sense organ helps us to see a kite?

Ans. eyes

D. Draw, name and colour:- (CBE)

1. A part of your face



Eyes

2. A body part that helps us to walk



Leg

LEARNING IS FUN [CBE] GIVEN AS NEP BASED ACTIVITIES



LEARNING IS FUN

Put in the Right Column

Some parts of our body are single whereas some are in pairs.
Write the body parts in the correct columns.

Body Parts (Single)	Body Parts (In pairs)
mouth	legs
chin	ears
stomach	hands
neck	eyes
nose	lips

mouth
lips
stomach
legs
neck
ears
hands
chin
eyes
nose

❖ FUN WITH RHYME [CBE]

Fun with Rhyme

Complete the poem.

Wonderful Little Me

My little eyes helps me to see the world.
My little nose helps me to smell the curd.
My little ears helps me to hear father call.
My little skin helps me to feel the wall.
My strong legs help me to walk and race.
My pink lips helps me to taste.



❖ FUN WITH LETTERS GIVEN AS NEP BASED ACTIVITIES

Fun with Letters

Unscramble the letters to write the names of the body parts.

1. FCAE

F A C E

2. SLOHUEDR

S H O U L D E R

3. HADE

H E A D

4. STAMCHO

S T O M A C H

Topic- Chapter -3 Looking after My Body

Subtopics: - Clean and Healthy Body
Keeping Fit

Text Book work: - Page No. 13,14 and 15

Reading and Explanation

Text book exercises...pg no 16

Quick Check

(Correct Choice)

A. Tick (✓) the correct answer.

1. Take a bath daily.
(a) once a week ☐ (b) daily ☒ (c) twice a week ☐
2. Drink 6 to 8 glasses of water every day.
(a) 4 to 6 ☐ (b) 3 to 6 ☐ (c) 6 to 8 ☒
3. Brush your teeth twice a day.
(a) once ☐ (b) twice ☒ (c) thrice ☐
4. Sleep for at least 8 hours daily.
(a) 8 ☒ (b) 9 ☐ (c) 10 ☐

B. Fill in the blanks with the help of the given clues.

(Words in Blanks)

1. We should drink clean (clean/dirty) water.
2. We should comb our hair (hand/hair) properly.
3. We should eat healthy (healthy/junk) food.
4. We should exercise (watch television/exercise) every day to stay fit.

C. Write True (T) or False (F).

(True or False)

1. It is good to play outdoor games to stay active.
2. We must wash our hands before and after having meals.
3. Drinking dirty water keeps us fit.
4. We should trim our nails regularly.

T
T
F
T



LEARNING IS FUN

Word Search Puzzle

Unscramble the letters to write the correct words related to the chapter. Then, find them in the word search puzzle.

HLEAHTY H E A L T H Y
 CNLEA C L E A N
 HBATI H A B I T
 FTI F I T
 ERXESCIE E X E R C I S E
 YAGO Y O G A
 BDOY B O D Y
 SAMTR S M A R T

E	E	Y	E	F	P	B	E	G	I
R	L	L	B	I	E	F	X	O	T
H	A	B	I	T	Q	M	E	Y	O
E	O	O	R	F	H	H	R	N	D
A	W	D	F	A	C	E	C	T	K
L	G	Y	O	G	A	A	I	S	O
T	S	E	A	R	W	D	S	E	C
H	K	Y	H	V	C	L	E	A	N
Y	T	A	M	O	X	T	H	B	O
G	W	S	M	A	R	T	X	O	E

Skills • Observation • Decision-making

Classroom Activity

Bring any one thing you use to keep clean and talk about it in class. Examples of things you can bring are toothbrush, toothpaste, shoe polish, shoe brush, soap, hand wash, sanitizer, napkin, shampoo, ear buds, comb, nail clipper and tissue.

Skills • Logical thinking • Observation • Brainstorming

Life Skills

Colour the boxes orange for the things you should do before going to bed.

- Play around. ☐
- Change clothes. ☐
- Pack your bag. ☐
- Brush teeth. ☐
- Wish good night. ☐
- Wash face. ☐
- Watch television. ☐

Skills • Social and emotional skills • Observation

Scrapbook Activity: -

Paste pictures of any five things that help you to stay clean in your scrap book,

Note Book Work: -

A. New words: -

1. clean

2. body

3. water

4. chew

5. food

6. regularly

7. healthy

8. active

B. Tick (✓) the correct answer. [CBE]

1. Unclean body makes us fall _____.

Ans: a. tall

b. ill ✓

2. We should do _____ to stay healthy and fit.

Ans: a. exercise and yoga ✓

b. sleeping

3. We should drink _____ glasses of water everyday.

Ans: a. 2 to 3 glasses

b. 6 to 8 glasses ✓

C. Answer the following:

1. Write two habits you follow to stay clean.

Ans. 1. Take a bath daily.

2. Wash your hands before and after meals.

2. Write two things you do to stay fit.

Ans. 1. Eat healthy food.

2. Exercise and do yoga.