# Delhi Public School Gandhinagar

# Academic session (2026-27)

Class: I

## Study Material

NOVEMBER: 2026

# Subject: EVS

# Chapter - 12 Festivals We Celebrate

**Sub topics:-**

| | |
|---|---|
| ❖ **Festivals** | ❖ **Gurpurab** |
| ❖ **Diwali** | ❖ **Eid al-Fitr** |
| ❖ **Christmas** | ❖ **National Festivals** |

## Reading, explanation and textbook exercise – Pg. No. 65 to 70




**A. Tick (✓) the correct answer.**

**1.** Which of the following is called the festival of lights?

a) Christmas b) Diwali ✓ c) Eid ul-Fitr

**2.** On which festival do people make *sewain?*

a) Eid ul-Fitr ✓ b) Christmas c) Diwali

**3.** When is Republic Day celebrated?

a) 25 December b) 26 January ✓ c) 29 January

**4.** Who hoists the national flag on Independence Day?

a) Student b) President c) Prime Minister ✓

**B. Match the columns.**

| Column A | Column B | |
|---|---|---|
| **1.** Diwali | a) Santa Claus | **( 2 )** |
| **2.** Christmas | b) Namaz | **( 4 )** |
| **3.** Gurpurab | c) Diyas and candles | **( 1 )** |
| **4.** Eid ul-Fitr | d) Langar | **( 3 )** |

**C. Fill in the blanks with the help of the given clues.**

1. We decorate Christmas (Christmas/mango) trees on 25 December.
2. We go to the mosque (gurdwara/mosque) to offer *namaz.*
3. Langar is a free meal served in a gurdwara (gurdwara/church).
4. A parade is held at Kartavya Path on Republic Day (Gandhi Jayanti/ Republic Day).

## ▪ LEARNING IS FUN

### Word Search Puzzle

India is a land of festivals. Many festivals are celebrated here. Names of some festivals other than those mentioned in the chapter are given here. Find their names in the word search puzzle.

| | |
|---|---|
| JANMASHTAMI | DUSSEHRA |
| HOLI | ONAM |
| PONGAL | EASTER |
| DURGA PUJA | RAKSHABANDHAN |

| | | | | | | | | | | | | |
|---|---|---|---|---|---|---|---|---|---|---|---|---|
| U | E | C | D | D | H | D | E | H | J | K | J | L |
| R | A | K | S | H | A | B | A | N | D | H | A | N |
| Q | S | W | E | R | T | T | Y | U | I | O | N | L |
| A | T | S | S | D | B | F | G | H | J | K | M | U |
| Z | E | C | V | D | U | S | S | E | H | R | A | M |
| S | R | E | C | G | H | J | Y | U | O | A | S | S |
| H | Y | J | U | P | O | N | G | A | L | K | H | P |
| A | Q | S | W | D | E | F | R | G | I | R | T | G |
| D | U | R | G | A | P | U | J | A | O | P | A | N |
| T | H | Y | J | U | K | I | L | O | N | A | M | F |
| S | W | R | T | U | O | P | D | O | W | S | I | F |

Skills • Observation • Decision-making

### Fun with Colours

Join the dots and colour the pictures of things you do to decorate your house on Diwali.

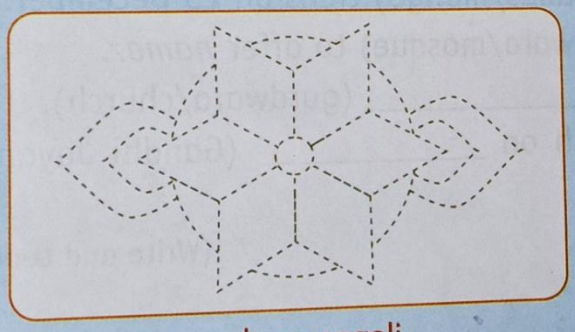

make a rangoli

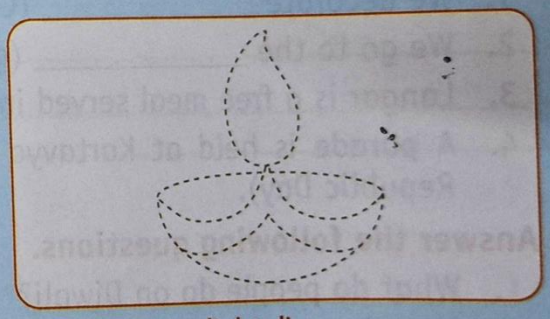

light diyas

Skills • Creativity • Cultural awareness

# NOTEBOOK WORK

| A. New words | |
|---|---|
| 1. festivals | 2. celebrate |
| 3. decorate | 4. exchange |
| 5. prayers | 6. national |
| 7. minister | 8. Indians |

| B. Give two examples. | |
|---|---|
| **1.** | **National festivals.** |
| **Ans. a)** | **Independence day** |
| **b)** | **Republic Day** |
| | |
| **2.** | **Religious festivals** |
| **Ans. a)** | **Diwali** |
| **b)** | **Eid** |
| | |

| C. Answer the following. | |
|---|---|
| **1.** | **How do people wish on Eid ul-Fitr?** |
| **Ans.** | **People wish 'Eid Mubarak' on Eid ul-Fitr.** |
| | |
| **2.** | **Whose birthday is celebrated on Christmas?** |
| **Ans.** | **We celebrate the birthday of Lord Jesus Christ on Christmas.** |

| D. Draw, name and colour. | |
|---|---|
| **1. A thing used during Diwali.** | **2. Our national flag** |
|  |  |
| **Diya** | **Tiranga** |

# Chapter -13 Travelling Is Fun

**Subtopics: -**

| | |
|---|---|
| ❖ **Means of Transport** | ❖ **Land Transport** |
| ❖ **Air Transport** | ❖ **Water Transport** |

## Reading, Explanation and textbook exercise – Pg. No. 71 to 75

## Quick Check

**A. Colour the vehicles using the colour key.**

**land transport** **air transport** **water transport**



**B. Name the following.**

1. **Two vehicles with three wheels** — **autorickshaw**, **cycle rickshaw**
2. **Two vehicles with two wheels** — **motorcycle**, **scooter**
3. **Two vehicles pulled by animals** — **bullock cart**, **tonga**
4. **Two vehicles pulled by engines** — **train**, **metro**

**C. Write the means of transport you will use to go to the following places. (HW)**

1. **Your grandmother's house**
2. **Your school**
3. **Your uncle living in another city**
4. **A mall nearby**

- **Learning is Fun Textbook**
- **Fun with Pictures (H.W)**

**Paste or draw pictures of one vehicle for each of the given categories.**

| | | |
|---|---|---|
| | | |
| **Land transport** | **Water transport** | **Air transport** |

- **Life Skills**

| | |
|---|---|
| **Name the means of transport these people should use in the following situations to reach their destination on time.** | |
| **1.** | **Riya lives in Delhi. She gets selected for a drawing competition which is in** |
| | **Mumbai. Which means of transport should she take? Air transport.** |
| **2.** | **Anant has to go to his friend's birthday party who lives ten kilometers away** |
| | **from his house. Which means of transport should he take? Land Transport.** |
| | |

# NOTEBOOK WORK

| A. New words | |
|---|---|
| 1. transport | 2. travel |
| 3. vehicles | 4. village |
| 5. engines | 6. canoes |
| 7. tonga | 8. wheels |

| B. Give two examples | |
|---|---|
| **1.** | **Land transport** |
| **Ans. a)** | scooter |
| **b)** | truck |
| | |
| **2.** | **Air transport** |
| **Ans. a)** | aeroplane |
| **b)** | helicopter |
| | |
| **3.** | **Water transport** |
| **Ans. a)** | ship |
| **b)** | boat |

| C. Answer the following | |
|---|---|
| **1.** | **Where do we use different vehicles to travel?** |
| **Ans.** | **We use different vehicles to travel on land, water and in the air.** |
| | |
| **2.** | **Who uses rockets to go into space?** |
| **Ans.** | **Astronauts use rockets to go into space.** |
| | |

| D. Draw, name and colour | |
|---|---|
| **1. A vehicle that runs on track** | **2. A vehicle that sails on water** |
|  |  |
| **train** | **sailboat** |

# Delhi Public School Gandhinagar
# Academic session (2026-27)

Class: I

## Study Material

OCTOBER: 2026

# Subject: EVS

# MONTH - OCTOBER

## Chapter -10 My School

**Sub-topics :-**

| | |
|---|---|
| ❖ School | ❖ People Who Help Us in School |
| ❖ Rooms in a School | ❖ Keeping the School Clean |

## Reading, Explanation and textbook ex. – Pg.no. - 55, 56, 57, 58 & 59




**A. Fill in the blanks with the help of the given clues.**

1. We study (study/sleep) in a classroom.
2. We find different kinds of books in the library (medical room/library).
3. We learn singing in the music (music/medical) room.
4. We should keep our school clean (dirty/clean).

**B. Write True (T) or False (F).**

| | |
|---|---|
| 1. We learn many things in school. | T |
| 2. There are only five rooms in a school. | F |
| 3. Teachers sit in the staffroom and do their work. | T |
| 4. We should not plant trees in the school. | F |

**C. Think and write how these people help you in school. You may take help from your teacher or parents.**

1. Teacher : My teacher teaches new things.
2. Librarian : The librarian helps me to find book.
3. Gardener : The gardener takes care of the plants.
4. Nurse : The nurse helps the sick people.

- **LEARNING IS FUN – H.W**
- **Word Search Puzzle**

| **Find the names of the objects we find in a classroom in the word search puzzle.** | | | |
|---|---|---|---|
| DUSTER | CHALK | DUSTBIN | DESK |
| CHAIR | BAG | WINDOW | WATER BOTTLE |
| CUPBOARD | BLACKBOARD | NOTICE BOARD | TABLE |









| H | V | D | H | T | J | N | E | R | C | N | A | J | W |
|---|---|---|---|---|---|---|---|---|---|---|---|---|---|
| B | L | A | C | K | B | O | A | R | D | Z | X | N | A |
| A | E | C | T | V | E | T | H | E | U | F | X | A | T |
| G | C | K | U | J | U | I | E | X | F | G | H | J | E |
| D | E | R | T | Y | U | C | I | D | U | S | T | E | R |
| A | S | D | F | G | D | E | C | K | H | J | K | L | B |
| D | E | R | T | Y | U | B | Z | X | C | V | B | N | O |
| E | A | C | U | P | B | O | A | R | D | E | F | G | T |
| S | W | H | R | T | Y | A | D | A | U | G | R | J | T |
| K | E | A | N | R | G | R | U | I | S | O | S | F | L |
| H | T | I | I | O | J | D | C | M | T | A | B | L | E |
| Q | W | R | E | R | T | Y | U | I | B | A | S | J | L |
| Z | X | C | V | B | N | M | Q | R | I | Y | A | X | J |
| C | H | A | L | K | C | N | W | I | N | D | O | W | O |



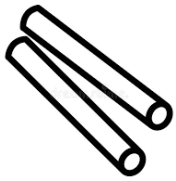





# NOTEBOOK WORK

| A. New words | |
|---|---|
| 1. assembly | 2. cupboard |
| 3. medical | 4. computers |
| 5. chalk | 6. gardener |
| 7. duster | 8. window |

| B. Give two examples. | |
|---|---|
| **1.** | **Things we learn in school.** |
| **Ans.** | **a) reading** |
| | **b) writing** |
| | |
| **2.** | **People helping us in school** |
| **Ans.** | **a) teacher** |
| | **b) nurse** |

| C. Answer the following. | |
|---|---|
| **1.** | **Why do we go to school?** |
| **Ans.** | **We go to school to study and learn new things.** |
| | |
| **2.** | **What is a medical room?** |
| **Ans.** | **A room where we go when we are unwell or get hurt.** |
| | |

| D. Draw, name and colour. | |
|---|---|
| **1. A thing used by a teacher.** | **2. A thing used to throw garbage.** |
|  |  |
| **Blackboard** | **Dustbin** |

# Chapter -11 People Who Help Us

**Subtopics: -** ❖ **Our Helpers**

## Reading, Explanation and textbook ex. – Pg.no. 60, 61, 62 & 63

**A. Write the helper you will go to in the following situations.**

1. You want to get broken shoe mended. — **COBBLER**
2. You are sick. — **DOCTOR**
3. You want to get a shirt stitched. — **TAILOR**
4. You want to get a leaking tap fixed. — **PLUMBER**

**B. Answer in one word.**

1. Who takes care of patients? — Nurse
2. Who looks after the garden? — Gardener
3. Who brings letters and parcels? — Postman
4. Who washes clothes? — Washerman

**C. Write True (T) or False (F).**

1. Many people around us help us. — **T**
2. A farmer teaches in a school. — **F**
3. A carpenter makes furniture. — **T**
4. A milkman delivers letters. — **F**

- **Learning is Fun Textbook**
- **Word Search Puzzle (H.W)**

Unscramble the letters to identify the helpers. Then, find them in the word search puzzle.

TECAEHR

FRAEMR

NRUES

PULBMRE

FRIEAMN

GRAEDNRE

CBOBELR

MLIKAMN

MSANO

CRAEPNRTE

| C | A | R | P | E | N | T | E | R | I | H | T |
|---|---|---|---|---|---|---|---|---|---|---|---|
| O | A | D | L | Y | K | B | A | S | Y | P | E |
| B | O | I | U | U | Y | T | R | E | W | S | A |
| B | D | F | M | I | L | K | M | A | N | G | C |
| L | Z | X | B | M | L | K | A | J | U | H | H |
| E | C | V | E | B | N | M | S | Q | R | E | E |
| R | R | F | R | T | Y | U | O | I | S | O | R |
| A | S | A | D | F | G | H | N | J | E | K | L |
| F | I | R | E | M | A | N | Z | X | C | V | B |
| M | N | M | B | V | C | X | Z | A | S | D | F |
| G | H | E | J | K | L | Q | W | E | R | T | Y |
| G | A | R | D | E | N | E | R | U | I | O | P |












# Notebook Work: -

| A. New words. | |
|---|---|
| 1. helpers | 2. parcels |
| 3. crops | 4. teaches |
| 5. furniture | 6. country |
| 7. delivers | 8. repairs |

| B. Give two examples. | |
|---|---|
| **1.** | **People who treat us when we are sick.** |
| **Ans.** | a) doctor |
| | b) nurse |
| | |
| **2.** | **People who help us.** |
| **Ans.** | a) tailor |
| | b) farmer |

| C. Answer the following . | |
|---|---|
| **1.** | **What does a mason do?** |
| **Ans.** | A mason builds houses. |
| | |
| **2.** | **Who puts off fire?** |
| **Ans.** | Fireman puts off fire. |
| | |

| D. Draw, name and colour. | |
|---|---|
| **1. A tool used by a farmer.** | **2. A tool used by a painter.** |
|  |  |
| **Spade** | **Paint brush** |

# Delhi Public School Gandhinagar
# Academic Session (2026-27)

## Class: I

## Study Material

## SEPTEMBER: 2026

# Subject: EVS

# Revision

**A. Give two examples:**

**1.** Materials used to make clothes

**Ans.** **a. silk** **b. cotton**

**2.** Sources of food.

**Ans.** **a. plants** **b. animals**

**3.** Places to follow safety rules.

**Ans.** **a. school** **b. home**

**4.** Pukka house.

**Ans.** **a. apartment** **b. bungalow**

**5.** Places in our neighbourhood.

**Ans.** **a. bank** **b. park**

**B. Write true or false:**

| | | |
|---|---|---|
| **1.** | We go to a restaurant to play. | F |
| **2.** | We need food to grow. | T |
| **3.** | Raincoats keeps us warm. | F |
| **4.** | We should not lean over a balcony railing. | T |

**C. Fill in the blanks:**

**1.** We go to a _ **bus stop** _ (school/bus stop) to take a bus.

**2.** A house gives us __ **shelter** _ (shelter/flowers).

**3.** Do not stand near the _ **door** _ (door/window) of a bus.

**4.** Dancers wear costumes while _ **dancing** _ (cooking/dancing).

**5.** We should eat __ **healthy** __ (healthy/unhealthy) food.

**D. Answer the following:**

**Q.1** Name the three meals of the day.

**Ans.** The three meals of the day are:-
a) breakfast
b) lunch
c) dinner

**Q.2** Who wears uniforms?

**Ans.** People who do the _**same kind of work**___ wear uniforms.

**Q.3** What should you do before crossing the road?
**Ans.** Look to the _**right**, then to the **left** and **again to the right** before crossing the road.

**Q.4** What is a pukka house?
**Ans.** A house made of things like **iron, concrete, cement, bricks and wood** is called a pukka house.

**Q.5** What is a market?
**Ans.** A place where **people buy and sell things**.

**E. Draw, name and colour:**

**1.** A milk product

**ice-crean**



**2.** Traffic light



**3.** A special house

**house boat**

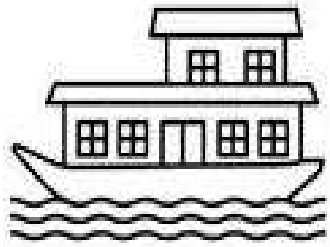

**4.** A thing used in rainy season.

**umbrella**



**5.** A place of worship.

**temple**

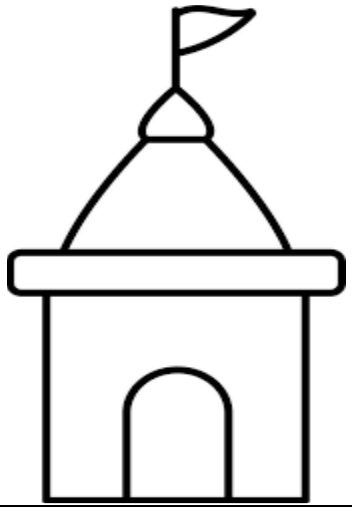

## Half Yearly Examination Revision :

- **Revision worksheets in student buddy**
- **CBE Worksheet in student buddy**
- **Reflection worksheet in student buddy**
- **Model question paper in student buddy**
- **Revision in notebook**
- **Practice of spellings in P. book.**

# Delhi Public School Gandhinagar
# Academic Session (2026-27)

## Class: I

## Study Material

# AUGUST: 2026

# Subject: EVS

**Month – August**

## Chapter 8 -




**Let's learn about:-**

- ❖ Need of a house
- ❖ Types of houses
- ❖ Types of Roofs
- ❖ Rooms in a house
- ❖ A Good House






## ▪ Reading and Explanation :- Pg. No.43, 44 & 45

## ▪ Quick Check Pg.no. 46

**A. Tick (✓) the correct answer.**

1. **What is a *kutcha* house made of?**
   **a) cement  b) bamboo ✓  c) iron**
2. **What is a pukka house made of?**
   **a) mud  b) dry leaves  c) cement ✓**
3. **Where are the houses with flat roofs found?**
   **a) hot places ✓  b) cold places  c) places with heavy rain**
4. **What does a good house have?**
   **a) lots of toys  b) lots of plants ✓  c) Lots of waste**

**B. Fill in the blanks with the help of the given clues.**

1. **A house gives us shelter (shelter/flowers).**
2. **We feel comfortable (uncomfortable/comfortable) in our house.**
3. **Bungalow is a pukka (*kutcha*/pukka) house.**
4. **Sloping (Sloping/flat) roofs help snow and rainwater to slide down the roofs easily.**

**C. Name the roofs of the house with the help of clues. (NCF)**

1. **We eat meals in this room.**
2. **Mummy cooks food here.**
3. **We take a bath in this room.**
4. **We sleep in this room.**

| | | | | | | | | | | |
|---|---|---|---|---|---|---|---|---|---|---|
| D | I | N | I | N | G | | R | O | O | M |
| | | | | K | I | T | C | H | E | N |
| | | | B | A | T | H | R | O | O | M |
| | | | | B | E | D | R | O | O | M |

## ▪ LEARNING IS FUN pg.no.47 (CBE)

## ▪ Put in the right column

**Write the names of the given items in the rooms where they are found.**

| | | | | |
|---|---|---|---|---|
| bed | wardrobe | soap | shampoo | mixer |
| chair | sofa | quilt | wash basin | centre table |
| utensils | gas burner | bucket | pillows | pulses |
| carpet | bathtub | refrigerator | cushions | floor |

| Drawing Room | Bedroom | Kitchen | Bathroom |
|---|---|---|---|
| chair | bed | utensils | bathtub |
| carpet | wardrobe | gas burner | soap |
| sofa | quilt | refrigerator | bucket |
| cushions | pillows | mixer | shampoo |
| centre table | floor | pulses | wash basin |

## ▪ Fun with colours (HW)

**These are the pictures of some special house. Read their names and colour them.**

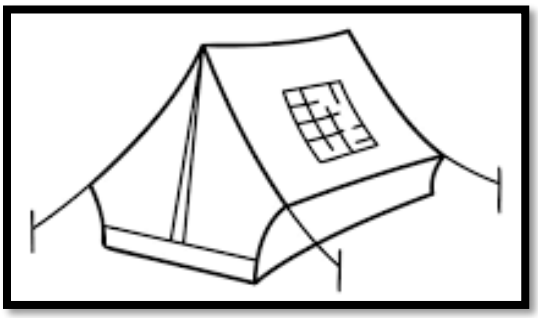

tent house

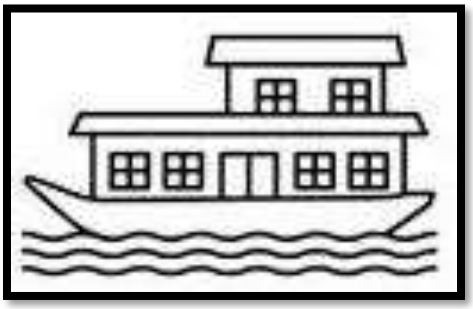

houseboat

# NOTEBOOK WORK

| A. New Words | | |
|---|---|---|
| 1. shelter | 2. storm | 3. comfortable |
| 4. heavy | 5. villages | 6. kutcha |
| 7. pukka | 8. guests | |

| B. Give two examples. | |
|---|---|
| 1. | **Kutcha house.** |
| **Ans.** | a. tent |
| | b. hut |
| 2. | **Pukka house.** |
| **Ans.** | a. apartment |
| | b. bungalow |
| **C. Answer the following.** | |
| 1. | **What is a pukka house?** |
| Ans. | A house made of things like cement, bricks, iron, concrete and wood is called a pukka house. |
| | |
| 2. | What does a good house have? |
| Ans. | A good house has many doors and windows, lots of plants and dustbins to throw waste. |

| D. Draw, name & colour. | | | |
|---|---|---|---|
| 1. | A pukka house |  | bungalow |
| 2. | A special house | 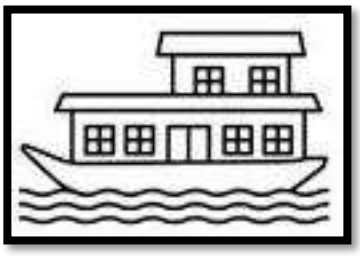 | house boat |

# Chapter -9




**Let's learn about:-**

- ❖ **Neighbourhood**
- ❖ **Places in our neighbourhood**






## ▪ Reading and Explanation:- Pg.no.48, 49, 50 & 51

## ▪ Quick Check:- Pg.no.52

**A. Complete the names of the places where you will go to do the following things.**

1. **Visit a sick friend.**
2. **Post a letter.**
3. **Study and learn new things.**
4. **Buy toys.**

| | | | | | | | | | |
|---|---|---|---|---|---|---|---|---|---|
| | | | H | O | S | P | I | T | A | L |
| P | O | S | T | | O | F | F | I | C | E |
| | | | | | S | C | H | O | O | L |
| | | | | | M | A | R | K | E | T |

**B. Fill in the blanks with the help of the given clues.**

1. **We go to a bus stop (school/bus stop) to take a bus.**
2. **We play in a park (park/auto stand).**
3. **We keep our money in a bank (hospital/bank).**
4. **We go to a hospital (school/hospital) when we are sick.**

**C. Write True (T) or False (F).**

| | | |
|---|---|---|
| 1. | **We go to a restaurant to play.** | **F** |
| 2. | **We take a train from a railway station.** | **T** |
| 3. | **We go to a school to study.** | **T** |
| 4. | **We must keep our neighbourhood dirty.** | **F** |

- **Learning is Fun textbook pg.no.53**
- **Word Search Puzzle (H.W)**

Unscramble the letters to write the correct names of the places. Then, find them in the word search puzzle.

PRAK

HPTOSIAL

CUHCRH

GRUWDRAA

MRAEKT

RSETUARNAT

SOCHLO

BNAK

MSOUQE

TMEEPL

| | | | | | | | | | | | |
|---|---|---|---|---|---|---|---|---|---|---|---|
| P | F | H | X | J | C | T | K | L | O | P | R |
| A | A | O | U | Y | H | J | A | M | N | W | U |
| R | E | S | T | A | U | R | A | N | T | Q | T |
| K | E | P | J | F | R | O | P | G | H | K | E |
| I | P | I | V | S | C | H | O | O | L | W | M |
| S | P | T | N | B | H | C | X | D | E | M | P |
| Q | B | A | N | K | O | I | U | Y | T | R | L |
| L | K | L | W | E | R | M | O | S | Q | U | E |
| J | H | Y | T | P | E | W | A | B | Y | C | Z |
| M | A | R | K | E | T | U | Y | T | F | C | A |
| E | Q | Y | R | C | K | A | D | M | B | T | U |
| F | H | S | X | G | U | R | D | W | A | R | A |

# NOTEBOOK WORK

| A. New Words | | |
|---|---|---|
| 1. neighbourhood | 2. neighbour | 3. market |
| 4. useful | 5. daily | 6. envelopes |
| 7. worship | 8. bank | |

| B. Give two examples. | |
|---|---|
| 1. | Places in our neighbourhood. |
| Ans. | a) park |
| | b) bank |
| | |
| 2. | Places to take public transport. |
| Ans. | a) bus stop |
| | b) railway station |

| | C. Answer the following. |
|---|---|
| Q.1 | What is a market? |
| Ans. | A place where people buy and sell things. |
| | |
| Q.2 | Where do we keep our jewellery? |
| Ans. | We keep our jewellery in a bank. |

## D. Draw, name & colour.

| 1. Any one neighbourhood place. | 2. A place where we go to study. |
|---|---|
| 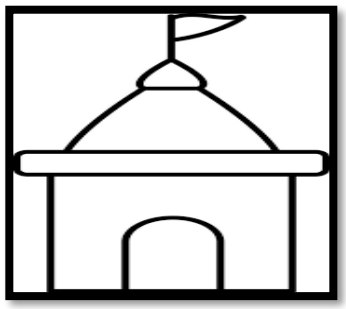 | 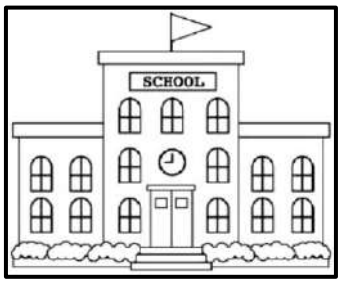  |
| temple | bank |

# Delhi Public School Gandhinagar
# Academic Session (2026-27)

## Class: I

## Study Material

## JULY: 2026

## Subject: EVS

# Chapter 6 - Safety Rules

**Let's learn about :**

- Safety
- Safety at Home
- Safety at School
- Safety in a Playground
- Safety on the Road
- Safety in a Vehicle
- Safety in a Swimming Pool




- **Reading, Explanation and Textbook exercises on Pg. no.31 to 36**



- **Quick Check Pg. No. 35**

| **A.** | **Tick (✓) the correct answer.** | | |
|---|---|---|---|
| 1. | Do not play with knives at home. | | |
| | a) ludo | b) knives ✓ | c) carrom board |
| 2. | Leave school only with your parents. | | |
| | a) friends | b) strangers | c) parents ✓ |
| 3. | Always obey the rules of a game. | | |
| | a) rules ✓ | b) lines | c) stories |
| 4. | Use a swimming tube if you are learning to swim. | | |
| | a) bucket | b) tube ✓ | c) pipe |

| **B.** | **Fill in the blanks with the help of the given clues.** |
|---|---|
| 1. | Always walk on the pavement (road/pavement). |
| 2. | Do not stand near the door (door/window) of a bus. |
| 3. | Never jump (sit/jump) on a bed or a sofa. |
| 4. | Do not fight (fight/play) with other children. |

| C. | **Write true (T) or False (F).** | |
|---|---|---|
| 1. | We should always cross the road at the zebra crossing. | **T** |
| 2. | We should get into a moving vehicle. | **F** |
| 3. | We should not lean over a balcony railing. | **T** |
| 4. | We should push each other on the swings. | **F** |

- **LEARNING IS FUN Pg. No.36**
- **Life Skills**

| **Why will you stop a child when you see her/him in the following situations?** | |
|---|---|
| 1. | Playing on the road. |
| Ans. | She / He may have an accident. |
| 2. | Taking head out of the car's window. |
| Ans. | She / He may bump her/his head. |
| 3. | Playing with a knife. |
| Ans. | She / He may get hurt. |
| 4. | Going to the swimming pool without a swimming tube. |
| Ans. | She / He may drown. |
| 5. | Fighting with other children. |
| Ans. | She / He may get hurt. |
| 6. | Trying to get off a moving bus. |
| Ans. | She / He may get badly injured. |

# NOTEBOOK WORK

| **A. New Words** | | |
|---|---|---|
| 1. safety | 2. pavement | 3. sharp |
| 4. medicine | 5. stairs | 6. crossing |
| 7. queue | 8. helmet | |

| **B. Give two examples. (CBE)** | |
|---|---|
| 1. | **Places to follow safety rules.** |
| Ans. | a. School |
| | b. Home |
| 2. | **Safety rules at home.** |
| Ans. | a. Do not touch electric wires. |
| | b. Do not jump on a bed or sofa. |

| **C. Answer the following.** | |
|---|---|
| 1. | **What is safety?** |
| Ans. | Safety means staying safe from getting hurt or any kind of danger. |
| | |
| 2. | **What should you do before crossing the road?** |
| Ans. | Look to the right, then to the left and again to the right before crossing the road. |

**D. Draw, name & colour.**

**Traffic light**



**Red says "stop"**

**Yellow says "wait"**

**Green says "go"**

## Chapter -7 My Family (Oral)

# Delhi Public School Gandhinagar

## Academic session (2026-27)

Class: I

## Study Material

# JUNE: 2026

## Subject: EVS

# Chapter - 4 Clothes We Wear

**Subtopics:**

- **Types of Clothes**
- **Materials Used to Make Clothes**
- **Uniforms**
- **Costumes**

**Reading, Explanation and Textbook exercises on Pg.no. 18 to 23**

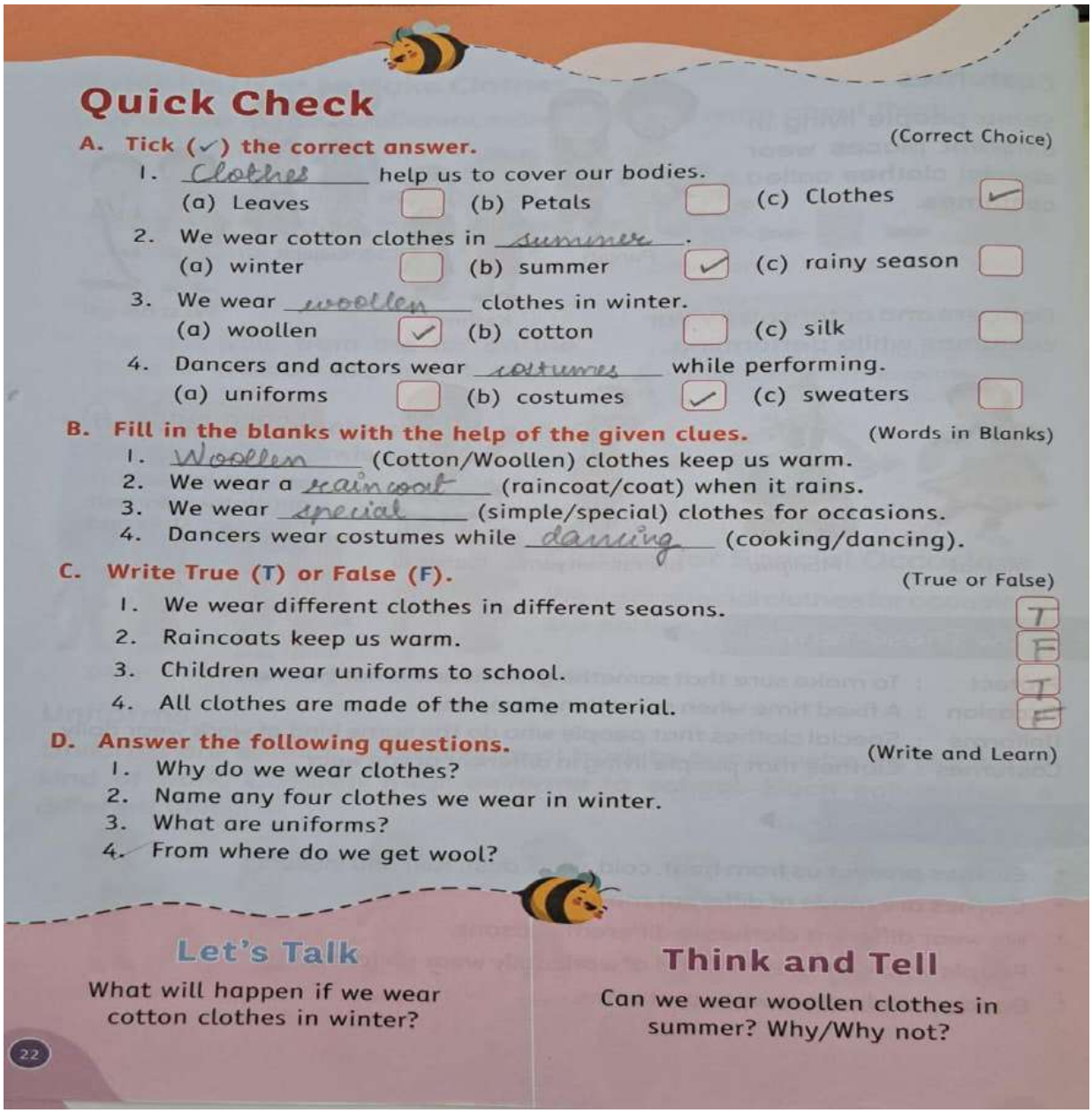

## Quick Check

**A. Tick (✓) the correct answer.** (Correct Choice)

1. Clothes help us to cover our bodies.
   (a) Leaves ☐ (b) Petals ☐ (c) Clothes ☑
2. We wear cotton clothes in summer.
   (a) winter ☐ (b) summer ☑ (c) rainy season ☐
3. We wear woollen clothes in winter.
   (a) woollen ☑ (b) cotton ☐ (c) silk ☐
4. Dancers and actors wear costumes while performing.
   (a) uniforms ☐ (b) costumes ☑ (c) sweaters ☐

**B. Fill in the blanks with the help of the given clues.** (Words in Blanks)

1. Woollen (Cotton/Woollen) clothes keep us warm.
2. We wear a raincoat (raincoat/coat) when it rains.
3. We wear special (simple/special) clothes for occasions.
4. Dancers wear costumes while dancing (cooking/dancing).

**C. Write True (T) or False (F).** (True or False)

1. We wear different clothes in different seasons. T
2. Raincoats keep us warm. F
3. Children wear uniforms to school. T
4. All clothes are made of the same material. F

**D. Answer the following questions.** (Write and Learn)

1. Why do we wear clothes?
2. Name any four clothes we wear in winter.
3. What are uniforms?
4. From where do we get wool?

**Let's Talk**

What will happen if we wear cotton clothes in winter?

**Think and Tell**

Can we wear woollen clothes in summer? Why/Why not?

22

# LEARNING IS FUN

## Word Search Puzzle

Unscramble the letters to write the names of different clothes we wear. Then, find them in the word search puzzle.

FORKC — FROCK

SOHTRS — SHORTS

SIHTR — SHIRT

JCAEKT — JACKET

SEWTAER — SWEATER

MFUFELR — MUFFLER

RIACNAOT — RAINCOAT

GMUOOBST — GUMBOOTS

| | | | | | | | | | |
|---|---|---|---|---|---|---|---|---|---|
| R | A | I | N | C | O | A | T | G | S |
| R | T | L | B | I | E | F | X | O | W |
| H | A | J | A | C | K | E | T | Y | E |
| E | M | O | R | F | H | H | R | N | A |
| G | U | M | B | O | O | T | S | R | T |
| L | F | Y | O | G | A | A | H | S | E |
| T | F | R | O | C | K | D | I | E | R |
| H | L | Y | H | V | C | L | R | A | N |
| Y | E | A | S | H | O | R | T | S | O |
| G | R | S | X | A | R | T | X | O | E |

Skills • Observation • Decision-making

## Life Skills

Which of the two girls takes care of her clothes and keeps them properly? Tick (✓) the correct picture.



Skills • Social and emotional skills • Logical thinking

## Scrapbook Fun

Paste pictures of clothes you like to wear in your scrapbook. Use old magazines, books or newspapers to get the pictures.

Skills • Observation • Creativity

# Note Book Work: -

**A. New Words.**

| | |
|---|---|
| 1. clothes | 2. summer |
| 3. winter | 4. umbrella |
| 5. materials | 6. special |
| 7. uniform | 8. costume |

**B. Give two examples.**

**1. Animals that give us wool**

**Ans.** a. sheep b. yak

**2. Materials used to make clothes**

**Ans.** a. cotton b. silk

**C. Answer the following**

**Q.1 Who wears uniforms?**

**Ans.** People who do the same kind of work wear uniforms.

**Q.2 Why do we wear cotton clothes in summer?**

**Ans.** Cotton clothes keep us cool in summer.

**D. Draw, name & colour**

**1. A woollen cloth**



cap

**2. A thing used in rainy season.**



umbrella

# Chapter -5 Food We Eat

**Subtopics: -**

- **Food**
- **Kinds of Food**
- **Milk Products**
- **Meals We Eat**
- **Good Food Habits**

**Reading, Explanation and Textbook exercises on Pg.no. 24 to 30**

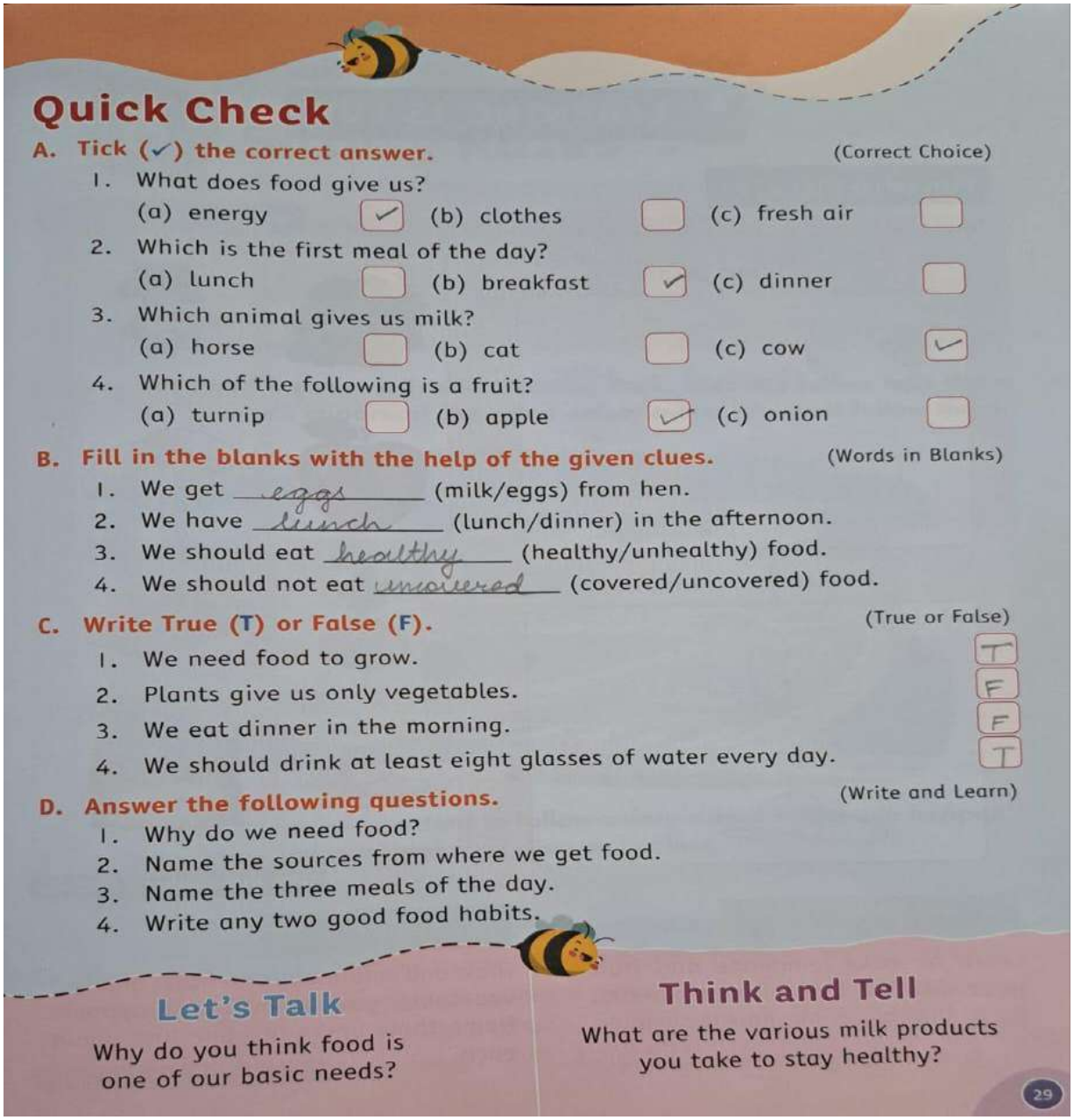

## Quick Check

**A. Tick (✓) the correct answer.** (Correct Choice)

1. What does food give us?
   (a) energy ✓ (b) clothes ☐ (c) fresh air ☐
2. Which is the first meal of the day?
   (a) lunch ☐ (b) breakfast ✓ (c) dinner ☐
3. Which animal gives us milk?
   (a) horse ☐ (b) cat ☐ (c) cow ✓
4. Which of the following is a fruit?
   (a) turnip ☐ (b) apple ✓ (c) onion ☐

**B. Fill in the blanks with the help of the given clues.** (Words in Blanks)

1. We get eggs (milk/eggs) from hen.
2. We have lunch (lunch/dinner) in the afternoon.
3. We should eat healthy (healthy/unhealthy) food.
4. We should not eat uncovered (covered/uncovered) food.

**C. Write True (T) or False (F).** (True or False)

1. We need food to grow. T
2. Plants give us only vegetables. F
3. We eat dinner in the morning. F
4. We should drink at least eight glasses of water every day. T

**D. Answer the following questions.** (Write and Learn)

1. Why do we need food?
2. Name the sources from where we get food.
3. Name the three meals of the day.
4. Write any two good food habits.

**Let's Talk**

Why do you think food is one of our basic needs?

**Think and Tell**

What are the various milk products you take to stay healthy?

29

# LEARNING IS FUN

## Fun with Pictures

Draw and colour pictures of the given food items in the correct boxes.

Food from plants













Food from animals














Skills • Observation • Creativity

## Yummy Lemonade

Learn to make lemonade and fruit juice with the help of your parents. Enjoy the cold drinks during summer.

Skills • Interpersonal skills • Experimentation

## Scrapbook Fun

Draw and colour any two fruits and two vegetables you like in your scrapbook. Name them and write one line about each.

Skills • Creativity • Observation

# Note Book Work: -

**A. New words: -**

| | |
|---|---|
| 1. plant | 2. healthy |
| 3. energy | 4. meal |
| 5. habits | 6. supper |
| 7. products | 8. brunch |

**B. Give two examples.**

**1. Milk products**

Ans. a. curd b. butter

**2. Sources of food.**

**Ans.** a. plants b. animals

**C. Answer the following.**

**1. Name the three meals of the day.**

**Ans.** The three meals of the day are:

a) breakfast
b) lunch
c) dinner

**2. Define a healthy meal.**

**Ans.** A meal with all kinds of food in the right amount is called a healthy meal.

**D. Draw, name and colour.**

**1. A fruit**



**mango**

**2. A milk product**



**ice cream**

# Delhi Public School Gandhinagar

## SESSION – 2026-27

## SUBJECT – EVS

## Sample notebook

## Month – APRIL/MAY




**Syllabus:-**

**Ch.1 About Me**
**Ch.2 My Body**
**Ch.3 Looking after My Body**



# Chapter -1 ( About Me)

**Subtopics :-**

- **Introduction to Self**
- **I Am Special**
- **My Birthday**
- **What I Like**

**Text Book work: - Page No. 1**

## Activity

- **You have just got to know Raima and Rohan. Now tell us about yourself.**



. My name is Sita. (students will write their name)

. I am a boy/girl. ✓ (students will write their gender)

**Text Book work: - Page No. 2**

## Activity

- **Draw candles on the cake to show how old you are. Write your age and birthdate in the blanks.**



. I am 6 years old.

. My birthday is on _____ (students will write their birthdate **)**

**Text Book work: - Page No. 3**

## Activity

- **Rub some water colour or ink on your fingers. Now press your fingers in the box given below.**



**Text Book work: - Page No. 4**

**Reading and explanation**

# Text Book Exercise:- Quick Check

## ❖ Exercise on text book page no. 5

**A. Tick (✓ ) the correct answer.**

1. On which day do you cut a cake?

a. holiday ✓ b. birthday c. Sunday

2. We make fingerprints with our fingers.

a. legs b. hair ✓ c. fingers

3. Hobby is the thing we like to do the most in our free time.

✓ a. free b. school c. sleep

**B. Fill in the blanks with the help of the given clues.**

1. The day we are born is called our birthday. (school day/birthday)

2. We all are different (different/ same) from each other.

3. The thing we like more than the others is our favourite (disliked/ favourite) thing.

**C. Write true (T) or False (F).**

1. I am unique. T
2. My friend has the same fingerprints as me. F
3. I do not have any favourite thing. F

❖ LEARNING IS FUN

❖ Fun with Pictures

❖ Draw and colour or paste pictures of the following topics.

| Your favourite fruit | Your favourite vegetable |
|---|---|
| | |

❖ My favourites

| | | | |
|---|---|---|---|
| Food | _____ | Game | _____ |
| Colour | _____ | Animal | _____ |
| Cartoon | _____ | Character | _____ |
| Toy | _____ | Place | _____ |

⟶ Children can write their own answers .

# Note Book Work: -

**A. New Words.**

1. birthday
2. special
3. born
4. favourite
5. hobby
6. different
7. thing
8. free

**B. Write about yourself. (Students will fill in their personal details)**

Paste your Photograph

1. My name is _____.
2. I am _____ years old.
3. I am a _____. (girl/boy)
4. I study in class I .

# Chapter -2 ( My Body)

**Subtopics: -**

- Parts of Our Body
- Sense Organ
- Our Body Parts Help Us
- Growing Up

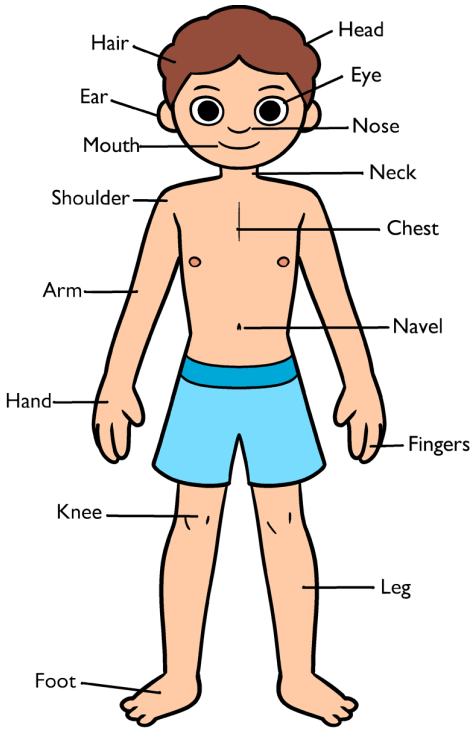


**Text Book work: - Page No. 7,8, 9 and 10**

## Reading and Explanation

**Text Book work: - Page No. 11**

**A. Tick (✓ ) the correct answer. [CBE]**

1. We hold and pick with our hands.
   a. necks ✓ b. hands c. heads

2. Our legs help us to walk.
   ✓ a. walk b. write c. see

3. We taste fruits with our tongue.
   ✓ a. tongue b. eyes c. skin

4. We use our mouth to speak.
   a. run ✓ b. speak c. pick

**B. Fill in the blanks with the help of the given clues. [NCF]**

1. I see a rainbow with my eyes. (eyes/ears)

2. I hear the chirping of birds with my ears. (ears / eyes)

3. I feel the cold ice cream with my skin. (ears / skin)

4. We use our hands and legs to crawl. (speak / crawl)

**C. Write true(T) or False (F).**

1. We swim using our hands only. F
2. Nose helps us to smell. T
3. Neck is a sense organ. F
4. We feel things with our skin. T

LEARNING IS FUN [CBE ]

**Put in the Right Column**

Some parts of our body are single whereas some are in pairs.
Write the body parts in the correct columns.

| Body Parts (Single) | Body Parts (In pairs) |
|---|---|
| mouth | legs |
| chin | ears |
| stomach | hands |
| neck | eyes |
| nose | lips |

mouth, lips, stomach, legs, neck, ears, hands, chin, eyes, nose

- FUN WITH RHYME [ CBE]

**Fun with Rhyme**

Complete the poem.

**Wonderful Little Me**

My little eyes helps me to see the world.
My little nose helps me to smell the curd.
My little ears helps me to hear father call.
My little skin helps me to feel the wall.
My strong legs help me to walk and race.
My pink lips helps me to taste.



- FUN WITH LETTERS GIVEN AS NEP BASED ACTIVITIES

**Fun with Letters**

Unscramble the letters to write the names of the body parts.

1. FCAE FACE
2. SLOHUEDR SHOULDER
3. HADE HEAD
4. STAMCHO STOMACH

# Note Book Work: -

**A. New words: -**

1. legs
2. hands
3. skin
4. shoulders
5. mouth
6. tongue
7. head
8. face

**B. Give two examples.**

1. Which parts of the body are used to carry and push things?

Ans. back and shoulders

2. Body parts that are inside our mouth and help us to eat.

Ans. a. tongue b. teeth

**C. Give one word. (CBE)**

1. Which part of the body helps us to speak?
Ans. tongue

2. Which sense organ helps us to smell food?
Ans. nose

**D. Draw, name and colour :- (CBE)**

1. A part of your face

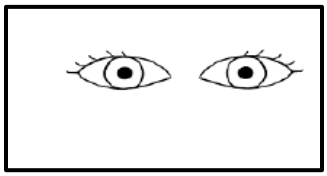

**Eyes**

2. A body part that helps us to write

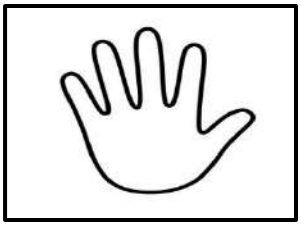

**Hand**

# Chapter -3 Looking after My Body

**Subtopics: -**

- Clean and Healthy Body
- Keeping Fit

## Reading and Explanation **Text Book work: - Page No. 13,14 and 15**

**Text book exercises pg. no 16**

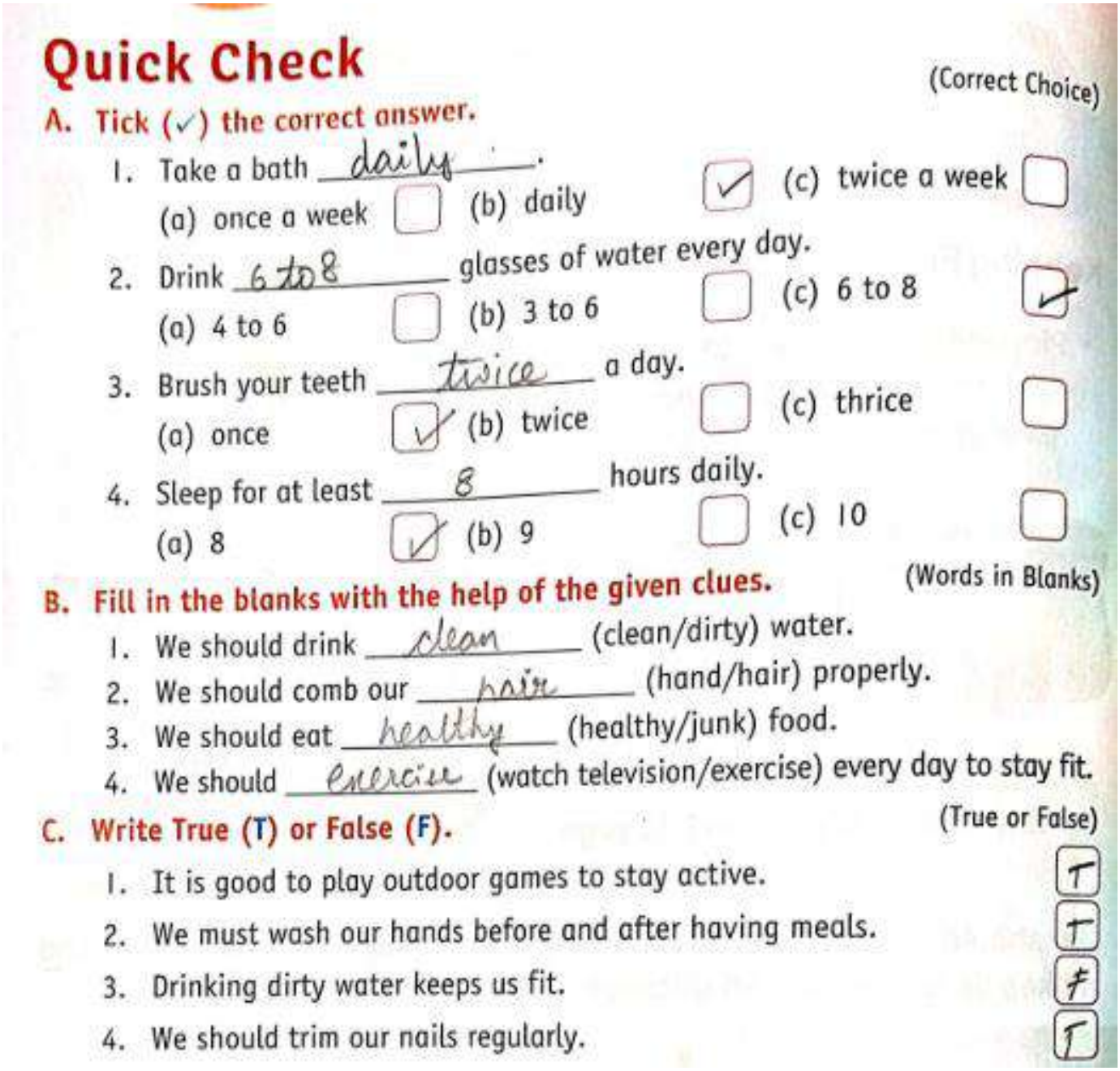

## Quick Check

**A. Tick (✓) the correct answer.** (Correct Choice)

1. Take a bath daily.
   (a) once a week ☐ (b) daily ☑ (c) twice a week ☐
2. Drink 6 to 8 glasses of water every day.
   (a) 4 to 6 ☐ (b) 3 to 6 ☐ (c) 6 to 8 ☑
3. Brush your teeth twice a day.
   (a) once ☑ (b) twice ☐ (c) thrice ☐
4. Sleep for at least 8 hours daily.
   (a) 8 ☑ (b) 9 ☐ (c) 10 ☐

**B. Fill in the blanks with the help of the given clues.** (Words in Blanks)

1. We should drink clean (clean/dirty) water.
2. We should comb our hair (hand/hair) properly.
3. We should eat healthy (healthy/junk) food.
4. We should exercise (watch television/exercise) every day to stay fit.

**C. Write True (T) or False (F).** (True or False)

1. It is good to play outdoor games to stay active. T
2. We must wash our hands before and after having meals. T
3. Drinking dirty water keeps us fit. F
4. We should trim our nails regularly. T



# LEARNING IS FUN

## Word Search Puzzle

Unscramble the letters to write the correct words related to the chapter. Then, find them in the word search puzzle.

HLEAHTY H E A L T H Y

CNLEA C L E A N

HBATI H A B I T

FTI F I T

ERXESCIE E X E R C I S E

YAGO Y O G A

BDOY B O D Y

SAMTR S M A R T

| E | E | Y | E | F | P | B | E | G | I |
|---|---|---|---|---|---|---|---|---|---|
| R | L | L | B | I | E | F | X | O | T |
| H | A | B | I | T | Q | M | E | Y | O |
| E | O | O | R | F | H | H | R | N | D |
| A | W | D | F | A | C | E | C | T | K |
| L | G | Y | O | G | A | A | I | S | O |
| T | S | E | A | R | W | D | S | E | C |
| H | K | Y | H | V | C | L | E | A | N |
| Y | T | A | M | O | X | T | H | B | O |
| G | W | S | M | A | R | T | X | O | E |

Skills • Observation • Decision-making

## Classroom Activity

Bring any one thing you use to keep clean and talk about it in class. Examples of things you can bring are toothbrush, toothpaste, shoe polish, shoe brush, soap, hand wash, sanitizer, napkin, shampoo, ear buds, comb, nail clipper and tissue.

Skills • Logical thinking • Observation • Brainstorming

## Life Skills

Colour the boxes orange for the things you should do before going to bed.

- Play around. ☐
- Change clothes. ☐
- Pack your bag. ☐
- Brush teeth. ☐
- Wish good night. ☐
- Wash face. ☐
- Watch television. ☐

Skills • Social and emotional skills • Observation

**Scrapbook Activity: -**

**Paste pictures of any five things that help you to stay clean in your scrap book,**

# Note Book Work: -

**A. New words: -**

| | | |
|---|---|---|
| 1. meal | 2. habits | 3. water |
| 4. chew | 5. food | 6.regularly |
| 7. healthy | 8. active | |

**B. Fill in the blanks.[CBE]**

1. An unclean body makes us fall ill. (tall/ill)
2. We should eat healthy food. (healthy/junk)
3. We should wash our hair regularly. (sometimes/regularly)

**Answer the following:**

1. Write two habits you follow to stay clean.

Ans. 1. Take a bath daily.

2. Wash your hands before and after meals.

2. Write two things you do to stay fit.

Ans. 1. Eat healthy food.

2. Exercise and do yoga