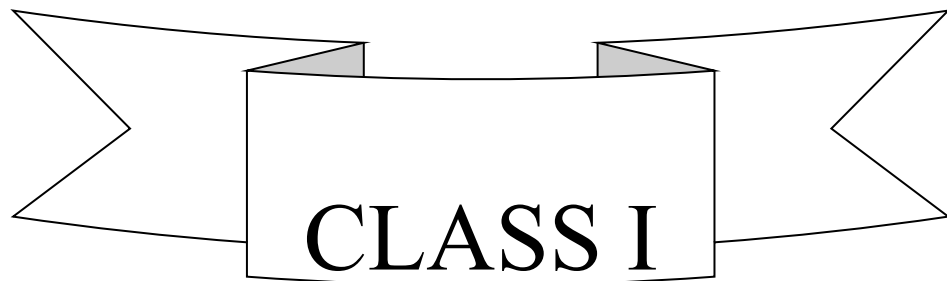




Delhi Public School, Gandhinagar

Academic Session (2026-27)

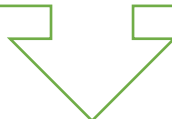


Subject:

Mathematics

Month:

April and May



CHAPTER - 1

Numbers up to 20

Concepts :

- Identification of digits
- Counting of 1-20
- Concept of Tens and One



Note Book Work

Ex.1 Write numbers 1-10

T	O
	1
	2
	3
	4
	5
	6
	7
	8
	9
1	0

Ex.2 Write the number names 1-10

T	O	
	1	One
	2	Two
	3	Three
	4	Four
	5	Five
	6	Six
	7	Seven
	8	Eight
	9	Nine
1	0	Ten



Ex.3 Numbers 11-20 (Tens and Ones)



T	O
1	1
1	2
1	3
1	4
1	5
1	6
1	7
1	8
1	9
2	0

1	Ten	1	One
1	Ten	2	Ones
1	Ten	3	Ones
1	Ten	4	Ones
1	Ten	5	Ones
1	Ten	6	Ones
1	Ten	7	Ones
1	Ten	8	Ones
1	Ten	9	Ones
2	Tens	0	Ones

Ex.4 Write Number Names (11-20)

T	O	
1	1	Eleven
1	2	Twelve
1	3	Thirteen
1	4	Fourteen
1	5	Fifteen
1	6	Sixteen
1	7	Seventeen
1	8	Eighteen
1	9	Nineteen
2	0	Twenty



Ex.5 Write in words: -

Classwork		
T	O	
1	5	Fifteen
	6	Six
2	0	Twenty

Practice work		
T	O	
1	4	Fourteen
	7	Seven
1	9	Nineteen

Ex.6 Write in figures: -

Classwork		
	T	O
Four		4
Eight		8
Twelve	1	2

Practice work		
	T	O
Eleven	1	1
Three		3
Sixteen	1	6

Ex.7 Write Before and After & Between Numbers: -

<u>21</u>	22
<u>18</u>	19
<u>3</u>	4
<u>10</u>	11

12	<u>13</u>
13	<u>14</u>
5	<u>6</u>
18	<u>19</u>

11	<u>12</u>	13
9	<u>10</u>	11
4	<u>5</u>	6
17	<u>18</u>	19

Ex.8 Put the sign (>), (<) and (=):-

Classwork		
15	=	15
8	>	4
17	<	18
13	>	12

Practice work		
18	<	20
7	<	10
19	=	19
6	>	1

Ex.9 Arrange the numbers in Ascending or increasing order: -

Class work				
1)	9	1	6	8
Ans.	1	6	8	9
2)	14	13	19	16
Ans.	13	14	16	19

Practice Work				
1)	14	16	11	12
Ans.	11	12	14	16
2)	5	8	3	4
Ans.	3	4	5	8

Ex.10 Arrange the numbers in Descending or decreasing order:-

Class work				
1)	19	13	16	20
Ans.	20	19	16	13
2)	4	9	8	7
Ans.	9	8	7	4



Practice Work

1)	12	14	10	9
Ans.	14	12	10	9
2)	15	8	16	19
Ans.	19	16	15	8

CBE (Written):-

Number the animals according to their sizes in real-life, from the smallest to the largest.



(Honeybee)

1



(Dog)

4



(Elephant)

6



(Cat)

3



(Tiger)

5



(Mouse)

2

CBE (Oral):-

Q.1. "Compare your age with your cousin's age. Is your age more, less or the same?"

Ans. Open Ended Answers.

CBE (Observation):-

Who am I?

1. I am a number after 9 and before 11. **10**

2. I am greater than 14 but less than 16? **15**

CHAPTER - 6

Numbers up to 100

Concepts :-

- Number Recognition
- Counting Forward and Backward
- Number Names
- Place Value
- Before, After and Between



NOTE BOOK WORK

Ex.1 Numbers 21-30 (Tens and Ones)

T	O
2	1
2	2
2	3
2	4
2	5
2	6
2	7
2	8
2	9
3	0

2	Tens	1	One
2	Tens	2	Ones
2	Tens	3	Ones
2	Tens	4	Ones
2	Tens	5	Ones
2	Tens	6	Ones
2	Tens	7	Ones
2	Tens	8	Ones
2	Tens	9	Ones
3	Tens	0	Ones

Ex.2 Write Number Names. (21-30)

T	O	
2	1	Twenty- one
2	2	Twenty- two
2	3	Twenty- three
2	4	Twenty-four
2	5	Twenty-five
2	6	Twenty-six
2	7	Twenty-seven
2	8	Twenty- eight
2	9	Twenty-nine
3	0	Thirty



Ex.3 Numbers 31-40 (Tens and Ones)

T	O
3	1
3	2
3	3
3	4
3	5
3	6
3	7
3	8
3	9
4	0

T	O	T	O
3	Tens	1	One
3	Tens	2	Ones
3	Tens	3	Ones
3	Tens	4	Ones
3	Tens	5	Ones
3	Tens	6	Ones
3	Tens	7	Ones
3	Tens	8	Ones
3	Tens	9	Ones
4	Tens	0	Ones

Ex.4 Write Number Names. (31-40)

T	O	
3	1	Thirty- one
3	2	Thirty- two
3	3	Thirty- three
3	4	Thirty-four
3	5	Thirty-five
3	6	Thirty-six
3	7	Thirty-seven
3	8	Thirty- eight
3	9	Thirty-nine
4	0	Forty



Ex.5 Numbers 41-50 (Tens and Ones)

T	O
4	1
4	2
4	3
4	4
4	5
4	6
4	7
4	8
4	9
5	0

T	O	Tens	Ones
4	1	Tens	One
4	2	Tens	Ones
4	3	Tens	Ones
4	4	Tens	Ones
4	5	Tens	Ones
4	6	Tens	Ones
4	7	Tens	Ones
4	8	Tens	Ones
4	9	Tens	Ones
5	0	Tens	Ones

Ex.6 Write Number Names. (41-50)

T	O	
4	1	Forty- one
4	2	Forty- two
4	3	Forty- three
4	4	Forty-four
4	5	Forty-five
4	6	Forty-six
4	7	Forty-seven
4	8	Forty- eight
4	9	Forty-nine
5	0	Fifty



Ex.7 Numbers 51-60 (Tens and Ones)

T	O
5	1
5	2
5	3
5	4
5	5
5	6
5	7
5	8
5	9
6	0

5	Tens	1	One
5	Tens	2	Ones
5	Tens	3	Ones
5	Tens	4	Ones
5	Tens	5	Ones
5	Tens	6	Ones
5	Tens	7	Ones
5	Tens	8	Ones
5	Tens	9	Ones
6	Tens	0	Ones

Ex.8 Write Number Names. (51-60)

T	O	
5	1	Fifty- one
5	2	Fifty- two
5	3	Fifty- three
5	4	Fifty-four
5	5	Fifty-five
5	6	Fifty-six
5	7	Fifty-seven
5	8	Fifty- eight
5	9	Fifty-nine
6	0	Sixty



Ex.9 Numbers 61-70 (Tens and Ones)

T	O
6	1
6	2
6	3
6	4
6	5
6	6
6	7
6	8
6	9
7	0

T	One	Tens	One
6	1	Tens	One
6	2	Tens	Ones
6	3	Tens	Ones
6	4	Tens	Ones
6	5	Tens	Ones
6	6	Tens	Ones
6	7	Tens	Ones
6	8	Tens	Ones
6	9	Tens	Ones
7	0	Tens	Ones

Ex.10 Write Number Names. (61-70)

T	O	
6	1	Sixty- one
6	2	Sixty- two
6	3	Sixty- three
6	4	Sixty-four
6	5	Sixty-five
6	6	Sixty-six
6	7	Sixty-seven
6	8	Sixty- eight
6	9	Sixty-nine
7	0	Seventy



Ex.11 Numbers 71-80 (Tens and Ones)

T	O
7	1
7	2
7	3
7	4
7	5
7	6
7	7
7	8
7	9
8	0

T	O	T	O
7	Tens	1	One
7	Tens	2	Ones
7	Tens	3	Ones
7	Tens	4	Ones
7	Tens	5	Ones
7	Tens	6	Ones
7	Tens	7	Ones
7	Tens	8	Ones
7	Tens	9	Ones
8	Tens	0	Ones

Ex.12 Write Number Names. (71-80)



T	O	
7	1	Seventy- one
7	2	Seventy- two
7	3	Seventy- three
7	4	Seventy-four
7	5	Seventy-five
7	6	Seventy-six
7	7	Seventy-seven
7	8	Seventy- eight
7	9	Seventy-nine
8	0	Eighty


Ex.13 Numbers 81-90 (Tens and Ones)

T	O
8	1
8	2
8	3
8	4
8	5
8	6
8	7
8	8
8	9
9	0

8	Tens	1	One
8	Tens	2	Ones
8	Tens	3	Ones
8	Tens	4	Ones
8	Tens	5	Ones
8	Tens	6	Ones
8	Tens	7	Ones
8	Tens	8	Ones
8	Tens	9	Ones
9	Tens	0	Ones

Ex.14 Write Number Names. (81-90)

T	O	
8	1	Eighty- one
8	2	Eighty- two
8	3	Eighty- three
8	4	Eighty-four
8	5	Eighty-five
8	6	Eighty-six
8	7	Eighty-seven
8	8	Eighty- eight
8	9	Eighty-nine
9	0	Ninety



Ex.15 Numbers 91-100 (Hundreds, Tens and Ones)

H	T	O
	9	1
	9	2
	9	3
	9	4
	9	5
	9	6
	9	7
	9	8
	9	9
1	0	0

9	Tens	1	One
9	Tens	2	Ones
9	Tens	3	Ones
9	Tens	4	Ones
9	Tens	5	Ones
9	Tens	6	Ones
9	Tens	7	Ones
9	Tens	8	Ones
9	Tens	9	Ones
10	Tens	0	Ones

Ex.16 Write Number Names. (91-100)

H	T	O	
	9	1	Ninety- one
	9	2	Ninety- two
	9	3	Ninety- three
	9	4	Ninety-four
	9	5	Ninety-five
	9	6	Ninety-six
	9	7	Ninety-seven
	9	8	Ninety- eight
	9	9	Ninety-nine
1	0	0	One Hundred

Ex:17 – Write Before Numbers:-

Class work	
<u>45</u>	46
<u>78</u>	79
<u>37</u>	38

Home work	
<u>43</u>	44
<u>88</u>	89
<u>54</u>	55



Ex:18 – Write After Numbers:-

Class work

76	<u>77</u>
59	<u>60</u>
33	<u>34</u>

Home work

63	<u>64</u>
32	<u>33</u>
28	<u>29</u>

Ex:19 – Write Between Numbers:-

Class work

40	<u>41</u>	42
32	<u>33</u>	34
89	<u>90</u>	91

Home work

27	<u>28</u>	29
78	<u>79</u>	80
93	<u>94</u>	95

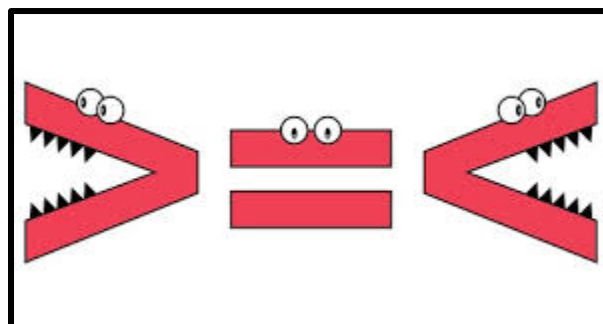
Ex:20 – Put the sign (>), (<) and (=):-

Classwork

43	<	63
88	>	44
39	=	39

Home work

36	<	44
57	<	79
66	=	66



Ex:21– Arrange the numbers in Ascending or increasing order:-

Class work				
1)	35	48	76	29
Ans.	29	35	48	76
2)	71	54	21	16
Ans.	16	21	54	71
Home Work				
1)	55	45	34	27
Ans.	27	34	45	55
2)	65	48	90	46
Ans.	46	48	65	90

Ex:22 – Arrange the numbers in Descending or Decreasing order: -

Class work				
1)	54	74	26	83
Ans.	83	74	54	26
2)	63	52	32	54
Ans.	63	54	52	32

Practice Work				
1)	52	40	36	91
Ans.	91	52	40	36
2)	45	98	75	82
Ans.	98	82	75	45

CBE (Written):-

Today, I went for grocery shopping with my family and bought fruits and vegetables.

GO GREEN

We should always carry our own cloth bag for shopping. Avoid using plastic bags.

Count the fruits and vegetables. Write the number in the given box.

24

21

34

43

Arrange the above numbers in the descending order.

43, 34, 24, 21

CBE (Oral):-





Q. Which is the smallest two-digit number?

Ans. 10

CBE (Observation):-

Match the following.

Column A

1. 
2. 
3. 
4. 

Column B


- (a) Seventy
- (b) Ninety-two
- (c) Twenty-four
- (d) Thirty-seven

ANSWER: 1 C, 2D, 3A, 4B



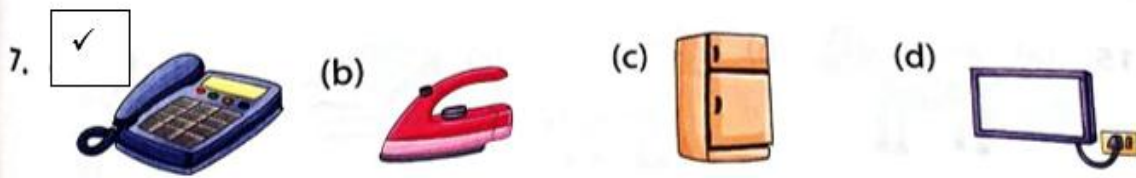
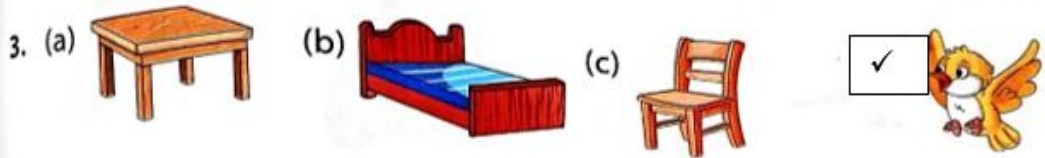
CHAPTER - 4


ODD ONE OUT (Thinking SKILLS)



EXERCISE TIME

Find the odd one out.





- | | | | |
|---|--|---|---|
| 16. (a) Monday | (b) Tuesday | <input checked="" type="checkbox"/> Year | (d) Wednesday |
| 17. <input checked="" type="checkbox"/> Bed | (b) Happy | (c) Sorrow | (d) Joy |
| 18. (a) Apple | (b) Banana | <input checked="" type="checkbox"/> Cake | (d) Orange |
| 19. (a) Notebook | (b) Pencil | (c) Sharpener | <input checked="" type="checkbox"/> Ball |
| 20. (a) Winter | <input checked="" type="checkbox"/> February | (c) Summer | (d) Autumn |
| 21. <input checked="" type="checkbox"/> Ship | (b) Car | (c) Bus | (d) Train |
| 22. (a) Peacock | (b) Cat | (c) Squirrel | <input checked="" type="checkbox"/> Table |
| 23. (a) Heat | (b) Fire | <input checked="" type="checkbox"/> Ice cream | (d) Sun |
| 24. <input checked="" type="checkbox"/> Happy | (b) Pen | (c) Eraser | (d) Sharpener |
| 25. (a) Ears | (b) Eyes | (c) Nose | <input checked="" type="checkbox"/> Stomach |

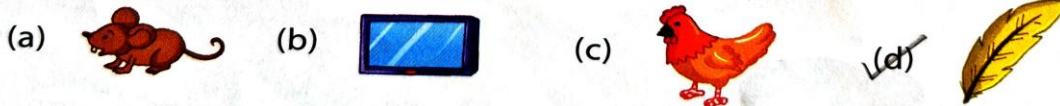
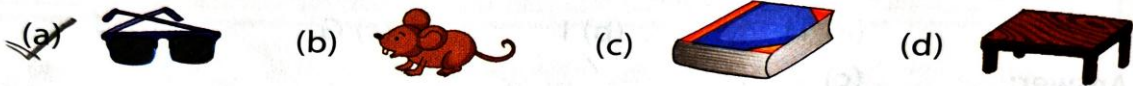
CHAPTER - 6

ANALOGY



EXERCISE TIME

There is a relation between objects, letters, words or numbers on either side of :: . Replace the question marks '?' with the correct option.





9. A : AAA :: Z : ?

(a) AA

(b) ZZ

(c) ZZZ

(d) AAA

10. 1 : 3 :: 5 : ?

(a) 7

(b) 6

(c) 4

(d) 10

11. 7 : 4 :: 9 : ?

(a) 6

(b) 8

(c) 7

(d) 10

12. 69 : 96 :: 17 : ?

(a) 69

(b) 96

(c) 71

(d) 17

13. One : 1 :: Eight : ?

(a) 6

(b) 8

(c) 4

(d) 10

14. 5 : Five :: 9 : ?

(a) Nine

(b) Four

(c) Two

(d) Three

15. A : 1 :: C : ?

(a) 1

(b) 4

(c) 2

(d) 3

16. 1234 : 4321 :: ABCD : ?

(a) 4321

(b) DCBA

(c) EFGH

(d) BCAD

17. P : Q :: F : ?

(a) F


(b) L


(c) 7

(d) T

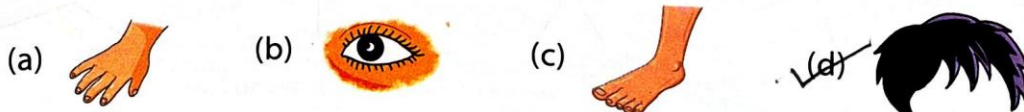
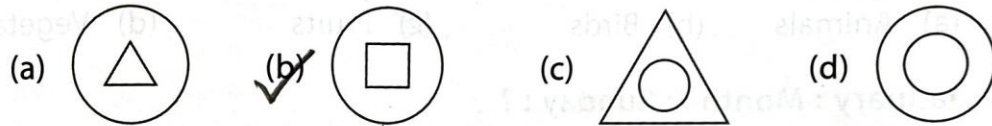
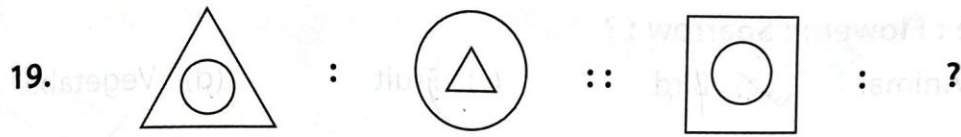
18.  :  ::  : ?

(a) 

(b) 

(c) 

(d) 



23. Rose : Flower :: Sparrow : ?

(a) Animal

(b) Bird

(c) Fruit

(d) Vegetable

24. Desk : Furniture :: Grapes : ?

(a) Animals

(b) Birds

(c) Fruits

(d) Vegetables

25. January : Month :: Sunday : ?

(a) Animal

(b) Monday

(c) Day

(d) Vegetable

26. Nose : Smell :: Skin : ?

(a) Walk

(b) See

(c) Work

(d) Touch

27. Sky : Blue :: Grass : ?

(a) Tree

(b) Blue

(c) Green

(d) White

28. Movie : Watch :: Song : ?

(a) Listen

(b) See

(c) Touch

(d) Smell

