



Delhi Public School, Gandhinagar

Academic Session – 2025 -26



CLASS – II

Sample Notebook

Subject – English

Month : JUNE

Course Book : Ch- 2 Bheema, the Sleepyhead



















Ch-3 Poem - Hush Little Baby (**Oral**)

Grammar – Ch-3 Nouns-Singular and Plural

Ch-4 Noun-Gender

Grammar gear

L-3 Nouns-Singular and Plural.

SINGULAR NOUNS	PLURAL NOUNS
When we are talking about one person, animal, place, or thing, we use the singular form.	When we are talking about more than one person, animal, place, or thing, we use the plural form.
	
The basic meaning of a and an is one.	Plural means more than one!
 an apple	 apples
 a pear	 pears
 a peach	 peaches
 a strawberry	 strawberries
 a carrot	 carrots
 an olive	 olives
 an avocado	 avocados
 a tomato	 tomatoes

Reading and Explanation of the Lesson followed with the Textbook page numbers: 16 to 21









Notebook Exercise

Ex.1 Underline the singular noun and circle the plural noun.

1. The baby has two sisters.
2. Many deer live in that forest.
3. My grandfather has three watches.
4. The young lady peels the potatoes.

Ex.2 Fill in the blanks with plural form of word given in the brackets.

1. I got many wishes on my birthday. (wish)
2. Bears like to eat leaves . (leaf)
3. We picked tomatoes from the garden.(tomato)

Singular	Plural
 Child	 Children
 Potato	 Potatoes
 Tomato	 Tomatoes
 Car	 Cars

Q.3 CBE (Written)

When do we add ‘-ves’ to make a noun plural?

Ans. When a noun ends with ‘f’ or ‘fe’ we add -ves by changing ‘f’ or ‘fe’ to make it plural.

Eg: leaf- leaves.

Q.4 CBE (Oral)







Name some things that you find in your classroom. Classify them as one and many.

Q.5 CBE (Observation)

Observe and draw any two things that you use during the rainy season.

Ans.



SINGULAR to PLURAL	
add -s	markers 
add -es	buses 
drop y and add to -ies	cherries 
change f or fe to ves	leaves 
irregular nouns	teeth 
no change	sheep 



A. Look at these two pictures and do as directed.

Picture A



Picture B



Read the sentences about picture A. Then, complete the sentences about picture B.

In Picture A, there is one stool, one sofa and one cushion on it. There is one vase on the cabinet. There is one book and one cup on the table. We can see just one painting on the wall.

In Picture B, there are two _____, two _____ and three _____ on one sofa. There are three _____ on the cabinet near the window. There are two _____ and two _____ on the table. We can see four _____ on the wall.

Now, let us learn new ways in which plurals can be formed.

A. Answer Key

stools sofas cushions vases books cups paintings

Pg. no. 18 & 19

B. Write the plural form of these nouns. The first one has been done for you. Your teacher will check the answers.

1. class classes
2. boss _____
3. tomato _____



4. glass _____
5. batch _____
6. bench _____
7. fox _____
8. watch _____
9. torch _____
10. church _____
11. bush _____
12. eyelash _____
13. dress _____
14. potato _____
15. hero _____




Did You Know?
If the -ch ending in a singular noun is pronounced with the [k] sound, we add -s, not -es, to form its plural.
For example:
+ stomach - stomachs

B. Answer Key

- | | | | | |
|------------|---------------|-------------|--------------|--------------|
| 1. classes | 2. bosses | 3. tomatoes | 4. glasses | 5. batches |
| 6. benches | 7. foxes | 8. watches | 9. torches | 10. churches |
| 11. bushes | 12. eyelashes | 13. dresses | 14. potatoes | 15. heroes |

Pg. no. 19 & 20

C. Write the correct plural form of the nouns. Work in pairs and check each other's answers. 



1. monkey _____
2. donkey _____

3. boy _____
4. tray _____
5. chimney _____
6. cherry _____
7. nanny _____
8. daisy _____

C. Answer Key

- | | | | |
|-------------|-------------|------------|------------|
| 1. monkeys | 2. donkeys | 3. boys | 4. trays |
| 5. chimneys | 6. cherries | 7. nannies | 8. daisies |

Pg. no. 20

D. Work in groups of four. Discuss and circle the correctly spelt plural noun in each set.  **TC CT COM**

- | | | |
|--|---|---|
| 1. <div style="border: 1px solid black; padding: 5px; display: inline-block;">dishs
dishes
dishies</div> | 2. <div style="border: 1px solid black; padding: 5px; display: inline-block;">pouches
pouchs
pouchies</div> | 3. <div style="border: 1px solid black; padding: 5px; display: inline-block;">foxs
foxes
foxles</div> |
| 4. <div style="border: 1px solid black; padding: 5px; display: inline-block;">puppys
puppes
puppies</div> | 5. <div style="border: 1px solid black; padding: 5px; display: inline-block;">berreis
berries
berrys</div> | 6. <div style="border: 1px solid black; padding: 5px; display: inline-block;">candyes
candies
candys</div> |
| 7. <div style="border: 1px solid black; padding: 5px; display: inline-block;">planos
planoos
pianoes</div> | 8. <div style="border: 1px solid black; padding: 5px; display: inline-block;">lorries
lorry
lorrys</div> | 9. <div style="border: 1px solid black; padding: 5px; display: inline-block;">brushs
brushes
brushies</div> |

D. Answer Key

- | | | | | |
|------------|------------|------------|------------|------------|
| 1. dishes | 2. pouches | 3. foxes | 4. puppies | 5. berries |
| 6. candies | 7. pianos | 8. lorries | 9. brushes | |

Pg. no. 21

E. Write the plural form of these nouns. Discuss the answers with your teacher. (2T) (PS) (HSS)

1. wife _____
2. loaf _____
3. wolf _____
4. knife _____
5. elf _____



F. Complete the sentences by writing the plural form of the nouns in brackets. (2T) (PS)

1. All of the _____ (tomato) are ripe.
2. You are allowed to take _____ (photo) of the animals in the zoo.
3. Rajiv has visited several _____ (city).
4. The _____ (leaf) on this tree have turned yellow.
5. _____ (Giraffe) have long necks.



E. Answer Key

1. wives 2. loaves 3. wolves 4. knives 5. elves

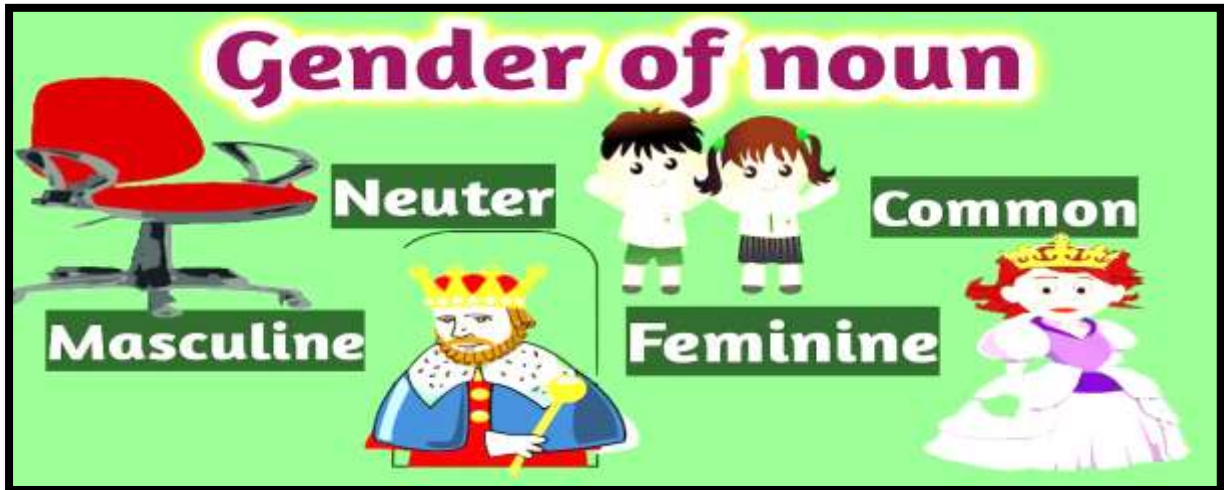
F. Answer Key

1. tomatoes 2. photos 3. cities 4. leaves 5. Giraffes



L-4 Nouns – Gender

Reading and Explanation of the Lesson followed with the Textbook page numbers: 22 to 26



Notebook Exercise

Ex.1 Rewrite the following sentences changing the male gender to female gender:

1. My father loves me.

Ans. My mother loves me.

2. The king went out with the prince.

Ans. The queen went out with the princess.

3. My brother was riding a horse.

Ans. My sister was riding a mare.

Ex. 2 Fill in the blanks with the opposite gender of the noun given in the brackets:

lion , niece, grandmother, peacock

1. His niece is five years old .(nephew)
2. My grandmother tells me nice stories.(grandfather)
3. A lovely peacock flew into my garden. (peahen)
4. The lion is the king of the jungle. (lioness)

O.3 CBE (Written)

Which of the following word can be classified as a common gender?

- a) pen b) student c) queen d) book

Ans: b) student

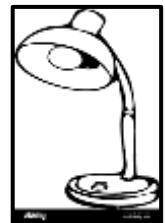
O.4 CBE (Oral)

1. How many male and female friends are there in your society ?
2. Name male and female cousins in your family.

O.5 Observation

Identify the gender of the given picture (non-living thing).

Ans. Neuter gender (lamp)





Textbook Exercise

Pg. no. 23

A. Write *M* for words in the masculine and *F* for the words in the feminine gender. Then pair up and check each other's answers.

1. man	<input type="checkbox"/>	2. queen	<input type="checkbox"/>
3. lady	<input type="checkbox"/>	4. tomcat	<input type="checkbox"/>
5. hen	<input type="checkbox"/>	6. lioness	<input type="checkbox"/>
7. landlord	<input type="checkbox"/>	8. prince	<input type="checkbox"/>
9. daughter	<input type="checkbox"/>	10. drake	<input type="checkbox"/>





A .Answer Key

- | | |
|------|-------|
| 1. M | 2. F |
| 3. F | 4. M |
| 5. F | 6. F |
| 7. M | 8. M |
| 9. F | 10. M |

Pg. no. 23

B. Match the masculine with the feminine nouns to form pairs. (2T) (PS) (CT)

Masculine Gender	Feminine Gender
1. gander	a. cat
2. tomcat	b. goose
3. policeman	c. duck
4. leopard	d. niece
5. drake	e. leopardess
6. nephew	f. aunt
7. uncle	g. grandmother
8. grandfather	h. policewoman
9. sir	i. peahen
10. peacock	j. madam
11. rooster	k. mare
12. hero	l. hen
13. horse	m. heroine

B. Answer Key

1-- b 2-- a 3-- h 4-- e 5-- c 6-- d 7-- f
8-- g 9-- j 10-- i 11-- l 12-- m 13-- k

Pg. no. 24

C. Circle the nouns that are in the common gender in each list.

- | | | | |
|----------------|-------------|-------------|-------------------|
| 1. nephew | niece | uncle | cousin |
| 2. hen | bird | rooster | goose |
| 3. cricketer | gentleman | teacher | lady |
| 4. guardian | father | mother | parent |
| 5. grandfather | grandmother | grandparent | great-grandfather |
| 6. doctor | man | nurse | patient |


C. Answer Key

1. cousin 2. bird 3. cricketer, teacher 4. guardian, parent
5. grandparent 6. doctor, nurse, patient

D. Work in pairs and underline the nouns in the neuter gender in each list.  

1. sandals boots cobbler slippers
2. chalk writer board duster
3. pen radio reporter newspaper
4. animal tiger lion cage
5. bridge road park engineer



E. Underline the nouns in these sentences. Then, write them in the correct column according to their gender. Now check your answers with the teacher. 

1. We do not have a headmaster or a headmistress. We have a principal in our school.
2. Her aunt is a teacher and my uncle is a lawyer. They live in the same building.
3. The apartment has two new guards—a policewoman during the day and a policeman at night.

4. Your niece and my nephew are friends. They go to school together by bus.

5. My grandfather is a carpenter. He made a kennel for my dog.



Masculine	Feminine	Common	Neuter

D. Answer Key

1. sandals, boots, slippers
2. chalk, board, duster
3. pen, radio, newspaper
4. cage
5. bridge, road, park

Pg No. 25

E. Answer Key

Sr.No.	Masculine	Feminine	Common	Neuter
1.	Headmaster	headmistress	Principal	school
2.	Uncle	aunt	teacher, lawyer	building
3.	Policeman	policewoman	Guards	apartment, day, night
4.	Nephew	niece	Friends	school bus
5.	grandfather,		carpenter dog	kennel

MONSOON English for Everyone

COURSEBOOK-2

L - 2 Bheema, the Sleepyhead

Reading and Explanation of the Lesson followed with the
Textbook page nos. 10 to 17

Notebook Exercise

Q:1 New Words.

1. washerman	4. morning
2. sneeze	5. problem
3. scold	6. mooed

Q:2 Word Meanings.

1. mooed– sound made by a cow.
2. rooster – a male chicken.
3. wonder-feeling curious.

Q:3 Make Sentences.

1. early – I got up <u>early</u> this morning.
2. sneeze – Pepper makes me <u>sneeze</u> .
3. rooster – The <u>rooster</u> has colourful feathers.

Q:4 Answer the following questions:

1. Why did Ramu scold Bheema?

Ans. Ramu scolded Bheema because he could not wake up early.

2. What does Bheema love to do?

Ans: Bheema loves sleeping and simply cannot wake up early.

3. Who finally helped Bheema and how?

Ans: Finally, a fly helped Bheema by sitting on his nose and waking him up.

Q:5 CBE (Written)

1. Who are the first three friends to agree to help Bheema?

Ans: Gauri the cow, Moti the dog and Cheenu the rooster were the first three friends who agreed to help Bheema.

2. Why could the fly wake Bheema up and not his other friends?

Ans. The fly came and sat on his nose and that tickle was stronger than any alarm.

Q:6 CBE (Oral)

1. Who were Bheema and Ramu?

Ans. Bheema was a donkey and Ramu was a washerman.

2. What was Bheema's superpower in the morning?

Ans. Sleeping through every sunrise.

Q:7 CBE (Observation)

1. Name few animals calls that you hear every day.

Ans. a. dog- barks b. crow – caw c. cow- moo d. cat - meow

2. What sound does a fly make?

Ans. The fly makes the buzzing sound.

TEXTBOOK EXERCISE TB. PG. 13 & 14

A. Choose the right answer. Read the story again and check your answers.

1. Why was Bheema sad?

a. Bheema was hungry.

b. Bheema could not wake up early.



2. How did Moti help Bheema?

a. Moti barked and barked.



b. Moti played with Bheema.

3. What was Kalu, the crow, doing in the evening?

a. Kalu was sleeping.

b. Kalu was cawing away happily.



TEXTBOOK Ex : Pg: no 14 ,15

A. What are the sounds made by these animals.

1. dog --- barks

2. rooster --- crows

3. crow --- caws

B. Match the animals with the sounds they make.

<u>Animals</u>	<u>Sounds</u>
1. cat	a. hiss
2. donkey	b. roar
3. snake	c. bleat
4. lion	d. meow
5. sheep	e. bray

Ans : 1 – d , 2 – e , 3 – a , 4 – b , 5 – c

C. Use the answers in the above exercise to fill in the blanks.

1. I asked my dog not to bark when the postman rang the bell.
2. My cat always meows when she wants to go out.
3. The sheep bleats on the hills all day.
4. The lion roars in the morning inside the forest.

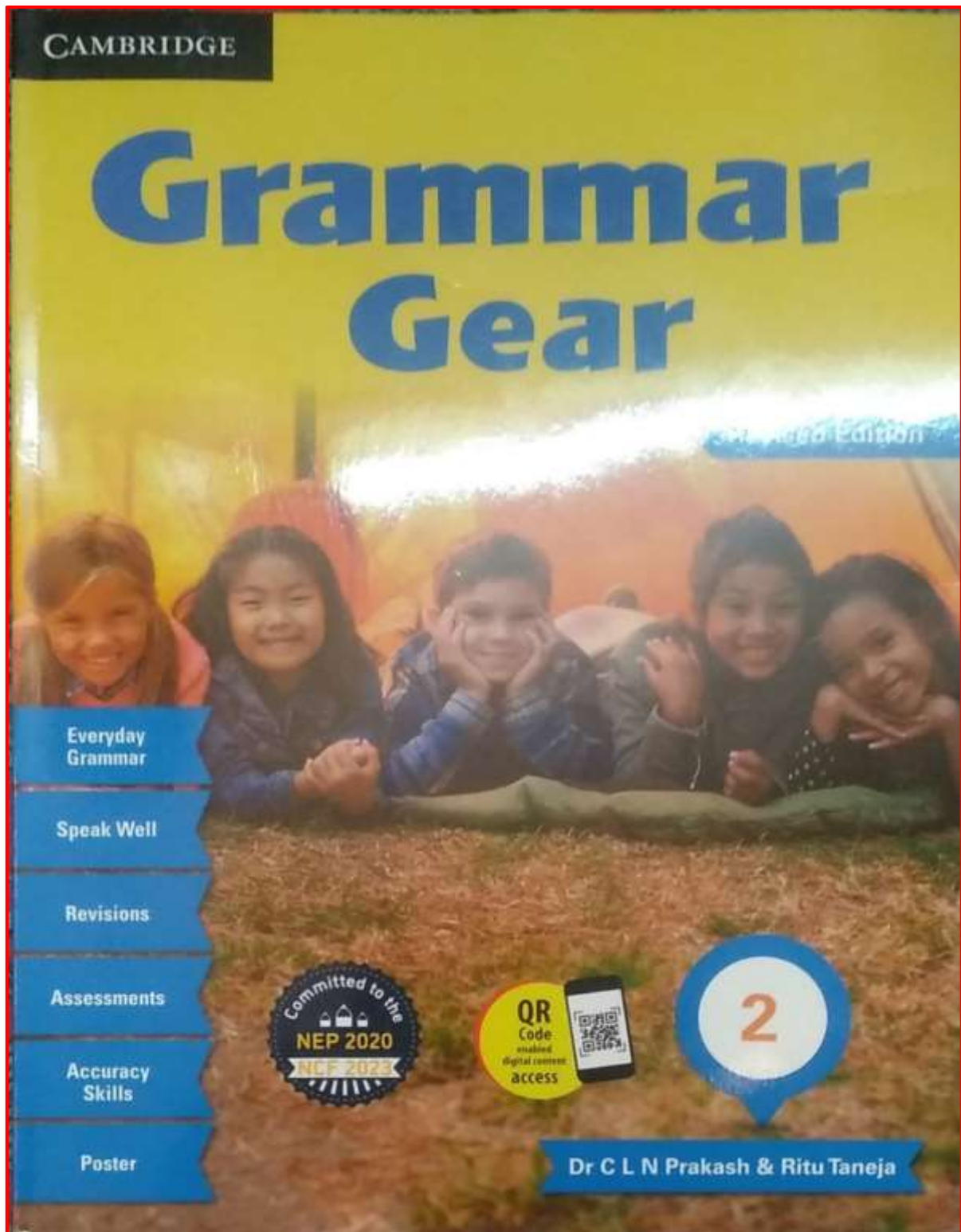


Delhi Public School Gandhinagar
Academic Session (2025-26)

Class II

SAMPLE NOTEBOOK
SUBJECT: ENGLISH
(APRIL & MAY)

Grammar Gear



Contents

1. Nouns—Common and Proper	01
2. Nouns—Countable and Uncountable	10
3. Nouns—Singular and Plural	16
4. Nouns—Gender (masculine, feminine, common and neuter gender)	22
5. Adjectives (of quality, of number, of quantity)	27
6. Articles— <i>a, an, the</i>	34
Speak Well Section A (Chapters 1-6)	40
Assessment 1 (Chapters 1-6)	42
Revision 1 (Chapters 1-6)	47
Everyday Grammar Section A (Chapters 1-6)	49
7. Main Verbs— <i>am, is, are, was, were</i>	51
8. Helping Verbs— <i>am, is, are, was, were</i>	57
9. Main Verbs— <i>has, have, had</i>	62
10. Verbs—Tenses (verbs in the simple present, the simple past and the simple future tense)	66
11. Adverbs—of Manner (formation by adding <i>-ly</i>)	74
12. Pronouns (<i>I, we, you, he, she, it, they</i>)	79

13. Conjunctions (<i>and, but, or</i>)	84
14. Prepositions (of place— <i>in, on, under</i>)	89
15. Kinds of Sentences (statements, questions, exclamatory sentences)	96
16. Punctuation—Question Mark and Exclamation Mark	100
Speak Well Section B (Chapters 7-16)	104
Assessment 2 (Chapters 7-16)	106
Revision 2 (Chapters 7-16)	111
Everyday Grammar Section B (Chapters 7-16)	113
Accuracy Skills (Chapters 1-16)	116
Vocabulary (opposites, parts of the body, mutual dictation)	120
Composition (picture composition, informal letters)	125
Reading Comprehension	133

The learning outcomes aligned to the National Curriculum Framework for School Education (NCF-SE), 2023 can be accessed by scanning the QR code given here.



L-1 Nouns - Common and Proper.

Reading and Explanation of the Lesson followed with the Textbook page numbers: 1 to 9



Notebook Exercise

Ex. 1 Underline the Common noun in the following sentences.

1. I like to eat a cake.
2. She has a bicycle.
3. The building is very tall.
4. The pencil is sharp.
5. The park is very big.

CBE (Written)

Name the highest mountain in the world.

Ans. The Mount Everest

CBE (Oral)

1. 'A musical instrument with white and black keys'. Who am I?

Ans. Piano

2. Name the state in which you live.

CBE (Observation)

Observe and write some common nouns seen in the classroom?

Ans. Tables, chairs, fans, chalks and windows.

Textbook Exercise

Pg. no. 3

A. Look at the sentences given next to the pictures. Underline the common nouns and circle the proper nouns. Work in pairs and check each other's answers. 21st PS

1. This is my neighbour.

His name is Anush.



2. I live in a famous city.

The name of this city is Agra.



3. This is a famous monument. It is called the Taj Mahal.



B. Choose proper nouns from each list of words and write them down on the blanks. The first one has been done for you.

Check your answers.



1. ant Anand apple aeroplane America
Anand, America

2. basket bun Bharat bus bee

3. cat capital Canada cake carrot

4. Delhi dentist day Daljeet drum

5. elephant eagle Easter electrician Emma



B. Answer Key

1. Anand, America 2. Bharat 3. Canada 4. Delhi, Daljeet
6. Easter, Emma

C. Work in pairs. Write down the common nouns from each list on the blanks.



1. Fatima father fox France feast

2. guava goat Govind Goa game

3. Holland hat Harish honey hair

4. ink indigo Italy insect Indian

5. Japan Jacob Jupiter jam jackal



C. Answer Key

1. father, fox, feast 2. guava, goat, game 3. hat, honey, hair
5. ink, indigo, insect 6. jam, jackal

D. Underline all the common nouns and circle all the proper nouns.

On a Saturday morning, Sana and Santosh went to meet Aunt Suman. She lives in Mathura. She works as a nurse in a hospital. She likes fruits. She also loves to read books. Her niece Sana brought some oranges. Her nephew Santosh took a book of stories written by Ruskin Bond for her.

Did You Know? Special names of days, months, monuments, festivals, mountains, rivers, oceans, books and movies are proper nouns.

Pg. no. 4

Pg. no. 5

E. Write the common nouns and proper nouns given in the box on the correct side. Work in pairs. First check your own answers. Then check your partner's answers.

Common Nouns

Proper Nouns

kangaroo
lemon
Lata
Monday
moon
onion
pocket
Nandi Hills
sheep
Switzerland
Friday
February

E. Answer Key

Common Nouns	Proper Nouns
kangaroo	Lata
lemon	Monday
onion	Nandi Hills
pocket	Switzerland
sheep	Friday
	February
	Moon

F. Replace the underlined words in these sentences with proper nouns. The first one has been done for you. (2nd PS DC) (A C)

1. My brother is studying in a foreign country.
Arjun is studying in Germany.
2. She celebrates her birthday in the third month of the year.
3. I enjoy going to my hometown.
4. My school is in this city.
5. We watched a film yesterday.



F. Answer Key

1. Arjun is studying in Germany.
2. Mary celebrates her birthday in March.
3. I enjoy going to Surat.
4. Delhi Public School is in Gandhinagar.
5. We watched Toy Story yesterday.

G. Santa Claus came to town and put some gifts under the Christmas tree. He left a note for the children. (2nd DC)

My dear little children,
Take the gift which begins with the first letter of your name. Anush, you take the aeroplane because your name begins with A...

Love,
Santa


Now, work in groups of four, and write the name of a child on each photo frame and the gift each should take, on the bag above it. The first one has been done for you.

aeroplane

Anush

G. Answer Key

aeroplane	doll	pens	books
Anush	Dina	Prem	Bina
frock	train	hat	chocolates
Flora	Tahir	Hitesh	Charlie

H. Answer these questions by using proper nouns. Write complete sentences. Remember to use capital letters for proper nouns. 

1. What is your name?

2. Which month were you born in?

3. Which is your favourite day of the week?

4. Which is your favourite subject?

5. Who sits next to you in class?

6. Who is your teacher?

7. What is the name of your school?

8. What is the name of the town / city you live in?

9. Who is your best friend?

10. Which cartoon show do you like the most?

H. Answer Key

1. My name is Soniya.
2. I was born in July.
3. My favourite day of the week is Sunday.
4. My favourite subject is English.
5. Priya sits next to me in class.
6. My teacher's name is Ms. Saina.
7. The name of my school is Delhi Public School, Gandhinagar.
8. I live in Ahmedabad.
9. My best friend is Kiya.
10. I like cartoon show Tom and Jerry the most.

I. You answered the questions in Exercise H by using proper nouns. Now, write down all the common nouns in the questions from the exercise. The first one has been done for you. (2T) (CR)

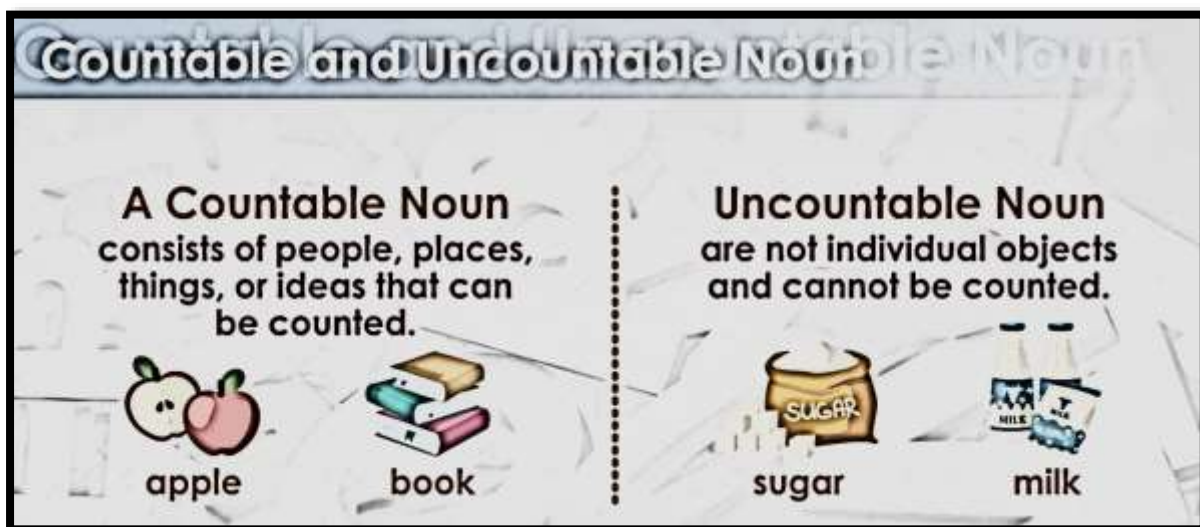
1. name
2. _____
3. _____
4. _____
5. _____
6. _____
7. _____
8. _____
9. _____
10. _____

I. Answer Key

1. name 2. month 3. day, week 4. subject 5. class
6. teacher 7. name, school 8. name, town/city 9. friend
10. cartoon show

L-2 Nouns – Countable and Uncountable

Reading and Explanation of the Lesson followed with the Textbook page numbers: 10 to 15



Notebook Exercise

Ex. 1 Underline the noun and identify them as countable or uncountable.

1. I drink milk every day.

Ans. Uncountable

2. We have two fans in the class.

Ans. Countable

3. Can I drink water?

Ans. Uncountable

4. How many books do you have?

Ans. Countable

5. The dog barked loudly.

Ans. Countable

CBE (Written)

Name some countable items you find in a stationery shop.

Ans. pen, pencil, folder, notebook, ruler.

CBE (Oral)

1. _____ have plural forms.

Ans. Countable nouns.




CBE (Observation)

I am juicy and sweet. I belong to the fruit family. I am a countable noun.

Ans. Mango

Textbook Exercise

Pg. no. 12

A. Work in pairs. Underline the nouns in these sentences and identify them as countable or uncountable. Then, write them in the correct column. The first one has been done for you.   

1. The tables and chairs in the room are made of wood.

2. I have many storybooks.

3. My father wants me to drink milk every day.

4. I went to the shop to buy some sugar and wheat.

5. My brothers love playing in the snow.





6. I had toast and butter for breakfast.

7. Many children are afraid of thunder.

8. The little girl is completing her homework.

9. We have a lot of furniture in the house.

10. My mother bought new spoons, cups, plates and mats for the kitchen.

**Recap**   

- Countable nouns have plural forms.
- For example:
 - + tree (countable) – trees
 - + glass (countable) – glasses

Sentence	Countable Noun(s)	Uncountable Noun(s)
1.	tables, chairs, room	wood
2.		
3.		
4.		
5.		
6.		
7.		
8.		
9.		
10.		

Answer Key

Sentence	Countable Noun(s)	Uncountable Noun(s)
2	storybooks	--
3	father, day	milk
4	shop	sugar, wheat
5	brothers	snow
6	breakfast	toast, butter
7	children	thunder
8	girl	homework
9	house	furniture
10	mother, spoons, cups, plates, mats, kitchen	

Pg. no. 13

B. Match each expression in Column A with the correct uncountable noun in Column B. The first one has been done for you.

Column A

1. a drop of
2. a bar of
3. a pinch of
4. a glass of
5. a sack of

Column B

- a. salt
- b. rice
- c. soap
- d. ink
- e. juice

Answer Key

1-d, 2-c, 3-a, 4-e, 5-b

Pg. no. 13

C. Varun and Anil go to the market. Varun buys countable things, and Anil buys uncountable things. Now, pair up and role-play as Varun and Anil trying to put the countable things in a yellow bag and the uncountable things in a blue bag. You can use dialogues of your own to enact the scene. For example: *Put rice in the blue bag. / No, eggs will go in the yellow bag.*

Then, in the list below, colour the countable things yellow and the uncountable things blue. The first two have been done for you.

apples	oil	rice	pepper	tomatoes	honey
bananas	cakes	water	eggs	paper	coconuts
burger	juice	milk	carrots	butter	pineapples

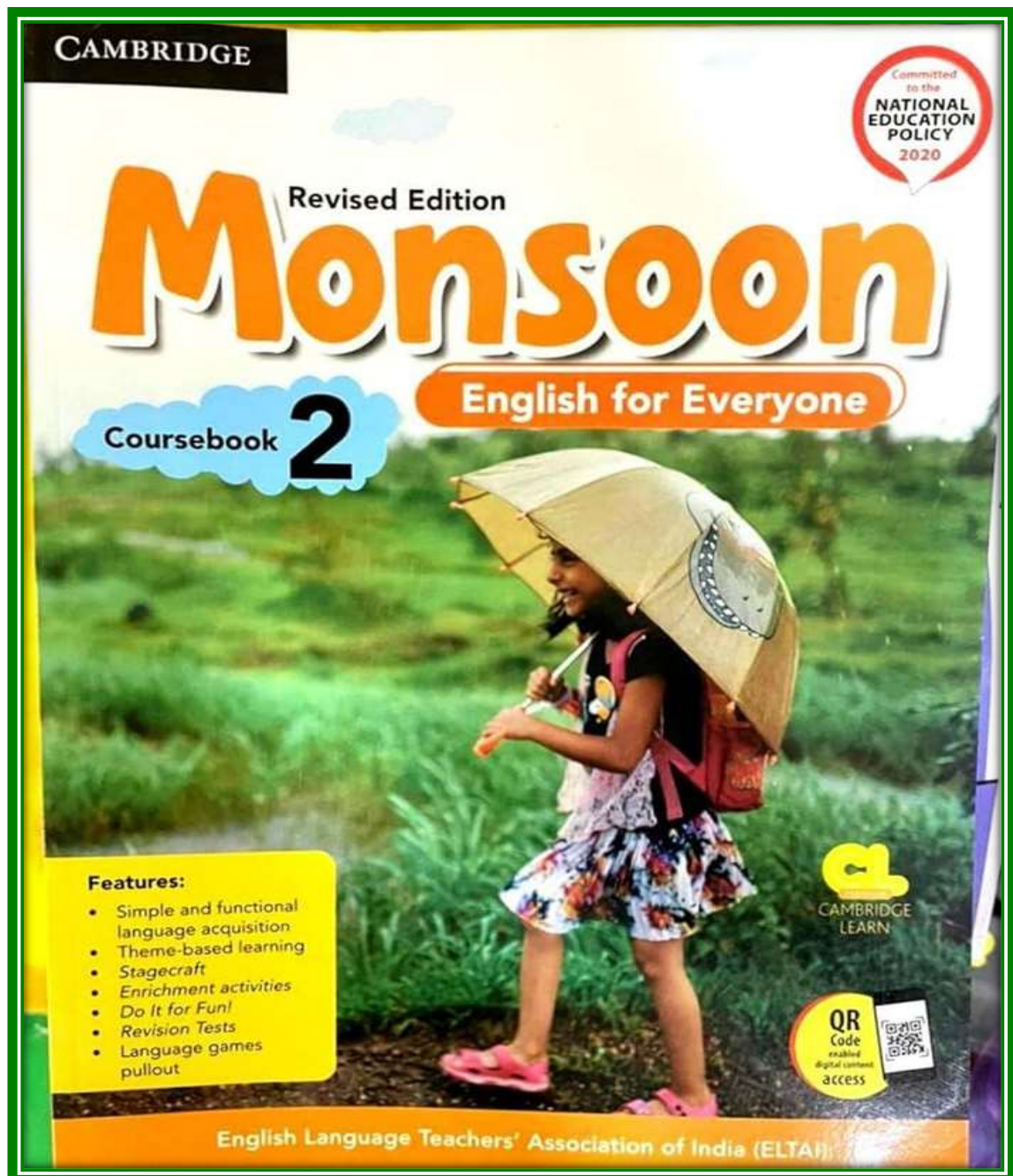
Answer Key

Countable things (Yellow)	tomatoes, bananas, cakes, eggs, coconuts, burgers, carrots, pineapples
Uncountable things (blue)	rice, pepper, honey, water, paper, juice, milk, butter

MONSOON

English for Everyone

COURSEBOOK-2



Detailed Content

Units	Listen	Read	Words
1. Singers Sparrow's Annual Harvest Day	listen to the text and choose the answer	choose the correct answer, factual and life skill	collocations
2. Shenna, the Sleephead	listen to the text and circle the answer	choose the correct answer, factual and life skill	animal cries
3. Fresh Little Baby		factual, life skill	
4. The Magpie's Nest	listen to the text and say true or false	choose the correct answer, factual and life skill	animals and their homes
5. The Four Friends	listen to the text and choose the answer	choose the correct answer, factual and life skill	opposites
6. At the Seaside		factual, life skill	
7. The Grey Bird	listen to the text and answer the questions	fill in the blanks, factual and life skill	exclamation mark and identify the emotions they express
8. Zeehey Builds a Robot	listen to the text and choose the correct answer	choose the correct answer, factual and life skill	1. collective naming words 2. silent letters
9. Clouds		factual, life skill	
10. Days with Thelma	listen to the text, answer in one word and choose the answer	fill in the blanks, factual and life skill	family tree
11. Lal Finds a Friend	listen to the text and choose the answer	true or false, factual and inferential	synonyms
12. The Swing		factual, life skill	
13. Shalini	listen to the text, choose the answer and identify the pictures	fill in the blanks, factual and life skill	different professions
14. The Ant and the Elephant		factual, life skill	
15. The Ant and the Grasshopper	listen to the text and match the speakers with their mounds	choose the correct answer and life skill	

Grammar	Talk	Write	Appreciation Stagecraft
countable and uncountable naming words	in pairs ask and answer questions	number the sentences in the correct order	
I, You, We, Us, Me	role-play	match phrases to make correct sentences	
		describe a picture in words	1. rhyming words 2. lullaby
past, present and future	in pairs describe a bird's nest	describe a picture using help phrases	
ongoing action	describe a crow	write five sentences stating one's opinion	
describing quantity	draw and describe the drawing in pairs	interpret two pictures	simile
a, an, the	in groups discuss about robots	write an informal letter	
		describe a picture	rhyming words
position words: on, in, under, at	1. in groups describe the classroom 2. role-play	list and plan activities for a week	
joining words and, or, but	1. talk in front of the class 2. in pairs discuss about a dream	imagine oneself as a character from the story and write a paragraph with the helping phrases	
		describe a picture using the helping questions	1. homonyms 2. homophones
1. -ly words 2. Connectives	describe a dream as a character from the story	sequence pictures and write a sentence about them	
		complete a poem	1. rhyming words 2. rhyme scheme
			1. expression - vocal, non-verbal and body language or gestures 2. present (read) the play

**Course book : L - 1 Singeri Srinivas's
Annual Haircut Day.**

**Reading and Explanation of the Lesson followed with the
Textbook page nos. 1 to 5.**

**Notebook
Exercise**

Q:1 New Words.

1. time	4. paws
2. home	5. noise
3. cave	6. forest

Q:2 Word Meanings.

1. barber – one whose job is to cut hair
2. little - small
3. busy – having a lot of work

Q:3 Make Sentences.

1. tiger – <u>Tiger</u> is a wild animal.
2. God – I thank <u>God</u> everyday.
3. home- My uncle has a big <u>home</u> .

Q:4 Answer the following questions.

1. Why did Sringeri go to the barber on Annual Haircut Day?

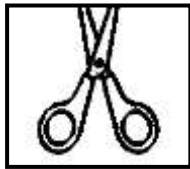
Ans: Sringeri went to the barber on Annual Haircut Day because he did not have a haircut for many days.

2. What did Sringeri Srinivas's wife said when he asked for help?

Ans: Sringeri Srinivas's wife said that she had no time to cut long hair.

CBE (Written)

1. Name, draw and colour two things the barber uses.



Scissors



Comb

CBE (Oral)

1. How does Sringeri feel at the end of the story?

2. How often should you cut your hair?

CBE (Observation)

1. What will you do if someone ask you for help?

Ans. I would help that person.

Textbook Exercise

A. Choose the right answer. Read the story again and check your answers.

1. Sringeri Srinivas cut his hair
 - a. once every month. ☐
 - b. once every year. ☒
 - c. once every week. ☐
2. Who amongst the following did Sringeri **not** ask to cut his hair?
 - a. barber ☐
 - b. carpenter ☐
 - c. tiger ☒
3. What did everyone who refused to cut Sringeri's hair tell him?
 - a. Today, I am too busy to cut your hair. ☐
 - b. Today, I have no time to cut such long hair. ☒
 - c. I will cut your hair another day. ☐

INT

