



DELHI PUBLIC SCHOOL, GANDHINAGAR



CLASS 1



SESSION – 2026-27

SUBJECT – ENGLISH

Sample notebook

Month – APRIL & MAY

Notebook Work - First Week:




LEVEL UP VANTAGE - ENGLISH COURSEBOOK

Unit 1- Myself


1A : Bit about Myself

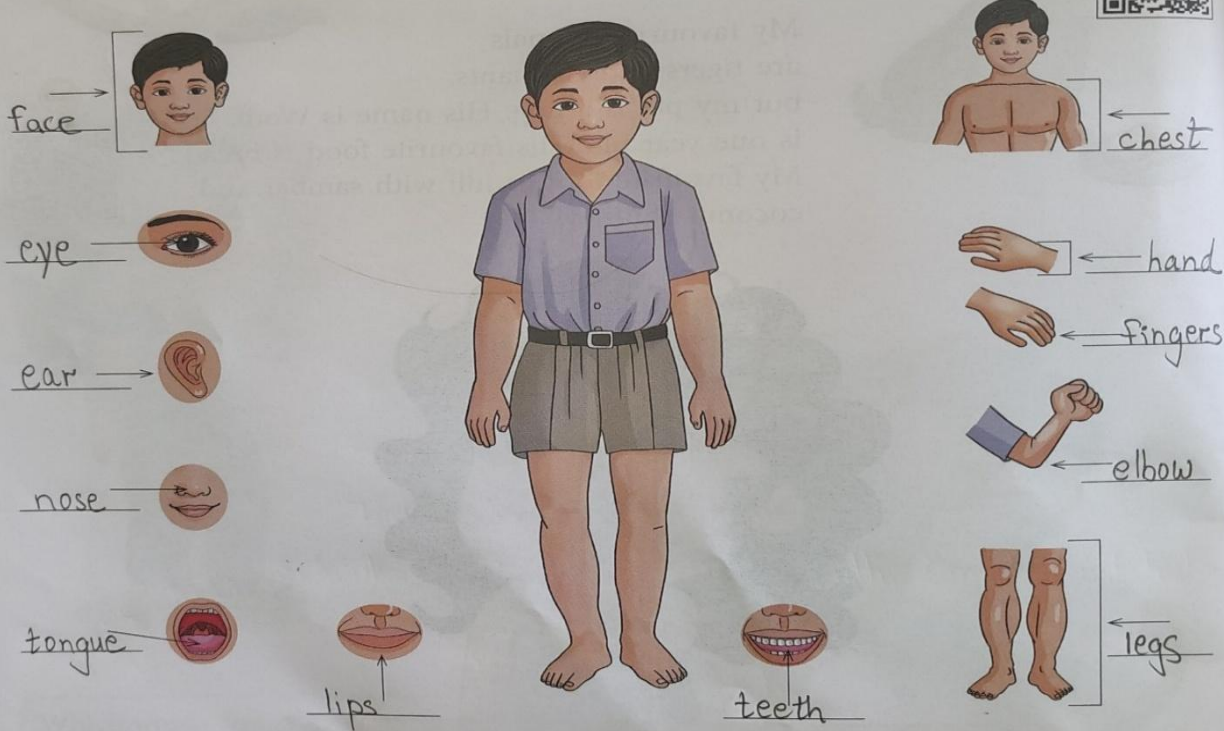
Reading and explanation of pg. 1 to 3

Textbook Ex. Pg. no. 4 -14

A.4 Use the words in the box to label the body parts in the picture below.
Then check your answer with your partner. 

face ear hand eye fingers lips
tongue nose teeth legs elbow chest





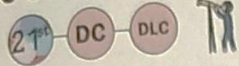
A.5 Make sentences on any eight names of the body parts shown in A.4
(oral)

SVID



A.6

Choose the correct answer. Then check your answer with your partner.



1. Which of these pictures shows Kerala? Tick.

a.




b.



c.



d.



2. Who does Amala play tennis with?

- a. her father
- b. her mother and her father
- c. her mother and her friend Usha
- d. with her grandmother

A.7 Complete this table by comparing information about Amala and yourself. 21st DLC

Amala	You H.W
She has curly hair and black eyes.	I have _____.
In her mother tongue, the word for 'grandmother' is <i>Ammachi</i> .	In my mother tongue, the word for 'grandmother' is _____.
She has a dog for a pet.	I have _____ / I do not have _____.
She loves idlis with sambar and coconut chutney.	I love _____.

A.8 Do you play any sport or game? Who do you play with and when? Talk about it. COM

ABC grammar: naming words

A.9 Look at these pictures. Write their names. 21st IL




school



idli, sambar and chutney



tiger



elephant

A.10 Look at the pictures. Name what or who you see. 21st DC DLC




girl / Amala



grandmother




beach


A.11 Look at the pictures and read the names. Circle the ones that are special names.  **CT**



ball



Sunday



train





Jonathan



girl



dog

A.12 Make sentences with each of the following words.  **C** 

ball This is a ball.


Sunday Today is Sunday.

train This is a train.

H.W
Jonathan He is Jonathan

girl She is a cute girl.

dog This is a dog.

Follow the example to answer the questions given below, using naming words. Work in pairs, and ask and answer these questions in turns.  **GOM** **2nd** **PS**

This is a car.
What is this?



What is this?
This is an apple.



What is this?
This is a book.



What is this?
This is a house.



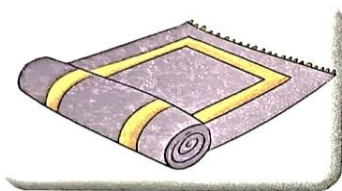
What is this?
This is a tree.



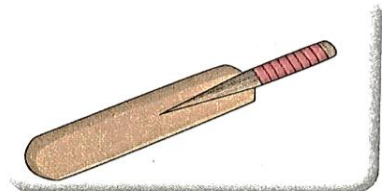
A.16 Read these words aloud. Pay attention to how the letter *a* has been said in each one of them. (21st) (ICT) (COM)

dad cat rat apple
map cap tap ant


A.17 Look at the pictures and complete the words. Then, say them aloud. (CT) (COM)



M A T



B A T



F A N



S A D



T A G


knife

A.14 Complete the words. Then check your answer with your partner. (21st) (PS) (COM)

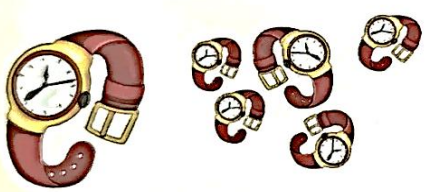
a. one dress
two dresses



b. one fox
three foxes



c. one watch
five watches



d. one leaf
two leaves



Notebook work:

A. New words

- | | |
|-----------|--------------|
| 1. curly | 5. sleeping |
| 2. sports | 6. sometimes |
| 3. tennis | 7. favourite |
| 4. mother | 8. animals |

B. Answer in one word. (CBE)

1. Where is Amala from?

Ans. Kerala

2. Which sport does Amala play?

Ans. Tennis

3. How old is Amala?

Ans. Six years

4. What are Amala's favourite animals?


Ans. Tigers and Elephants

Unit 1: Myself

1 B : How I Lost My Milk Teeth (Poem)

Reading and explanation of Lesson pages- 15,16

Textbook Ex. Pg. no. 17 -19

B.3 Choose the correct answer. Then, check your answer with your partner. 

1. What do you think the word 'wobbly' means? Tick.

a. loose	<input checked="" type="checkbox"/>	b. fixed	<input type="checkbox"/>
c. sharp	<input type="checkbox"/>	d. pointed	<input type="checkbox"/>

2. When the speaker says, 'I thought the tooth would go', he means it would

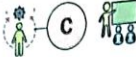
a. stop chewing.	<input type="checkbox"/>
b. fall off.	<input checked="" type="checkbox"/>
c. be loose.	<input type="checkbox"/>
d. be taken out.	<input type="checkbox"/>

3. How did the tooth finally become a hole?

a. The tooth fell off when the speaker was asleep.	<input type="checkbox"/>
b. The tooth fell off when the speaker was speaking.	<input type="checkbox"/>
c. The tooth fell off when the speaker was eating his toast.	<input type="checkbox"/>
d. The tooth fell off when the speaker was eating a toffee roll.	<input checked="" type="checkbox"/>

4. What type of candy did the speaker eat?

a. chocolate	<input type="checkbox"/>	b. lollipop	<input type="checkbox"/>
c. sticky toffee roll	<input checked="" type="checkbox"/>	d. hard and sour cane	<input type="checkbox"/>

B.4 From the poem, list the things that can be eaten. Make sentences of your own with them. 

A

1) toast - I ate a toast.

2) roll - Amala ate a egg roll.

3) candy - I love to eat orange candy.

4) toffee - Ram likes to eat toffee.

Notebook work :

A. New words

- | | |
|------------|-----------|
| 1. wobbly | 5. candy |
| 2. tooth | 6. sticky |
| 3. toast | 7. toffee |
| 4. thought | 8. Hole |

Grammar Gear

Ch -1 Letters and Words

➤ Reading and explanation and Text Book Exercise Pg no. 1 & 2

1

Letters and Words

SCAN AND LEARN

There are 26 letters in the English alphabet. We use these letters to write all words.

A Look at the pictures and complete their names. One is done for you.

 1. p . e . n	 2. b . e . d	 3. b . a . t
 4. m . u . g	 5. p . i . n	 6. c . a . t

B Rearrange the letters correctly to name the pictures. One is done for you.

 1. n t e n . e . t	 2. m j a j . a . m	 3. a g b b . a . g
 4. p z i z . i . p	 5. t a h h . a . t	 6. t h u h . u . t

English Grammar and Composition

C Change the underlined letter in each word to make a new word. One is done for you.

<p>1. cotcat.....</p>	<p>3. dull ...doll.....</p>
<p>2. pin ...pen.....</p>	<p>4. beg ...bag.....</p>

D Change or add a letter to get the name of a colour. One is done for you.

1. Add a letter at the beginning and *ink* becomespink.....
2. Change the first letter and *glue* becomesblue.....
3. Change the first letter and *bed* becomesred.....
4. Add a letter at the beginning and *lack* becomes ...black.....
5. Change the first two letters and *queen* becomes ..green.....


E In each row, find and circle the word ending with a different sound. One is done for you.

1. see	bee	fee	too
2. pass	dress	class	glass
3. tray	boy	toy	joy
4. lot	cot	pot	lick

SCAN AND LEARN




Ch -2 Naming Words




➤ Reading and explanation and Text Book Exercise Pg no 3 - 10









2 Naming Words

- Name these things. One is done for you.

		
..... a ball a bat a box
- Name these people. One is done for you.

		
..... a doctor a girl a boy
- Name these places. One is done for you.

		
..... a shop a park a house
- Name these animals. One is done for you.







		
..... a cow a cat a dog

English Grammar and Composition

A

Here are the pictures of some animals. Choose the correct naming word from the strip. Write it below each picture.

monkey tiger lion horse sheep zebra

		
1. a ... horse	2. a ... monkey	3. a ... sheep
		
4. a ... tiger	5. a ... zebra	6. a ... lion

B

Tick (✓) the boxes beside the correct words to name these people.

- Who dances on stage?

<input type="checkbox"/> a cook	<input checked="" type="checkbox"/> a dancer	<input type="checkbox"/> a singer
---------------------------------	--	-----------------------------------
- Who mends our broken shoes?

<input type="checkbox"/> a tailor	<input checked="" type="checkbox"/> a cobbler	<input type="checkbox"/> a grocer
-----------------------------------	---	-----------------------------------
- Who looks after the sick people?

<input type="checkbox"/> a cobbler	<input type="checkbox"/> a tailor	<input checked="" type="checkbox"/> a nurse
------------------------------------	-----------------------------------	---
- Who teaches in a school?

<input checked="" type="checkbox"/> a teacher	<input type="checkbox"/> a peon	<input type="checkbox"/> a carpenter
---	---------------------------------	--------------------------------------

5. Who looks after the plants in our garden?

a gardener

a driver

a doctor

The names of a few places are given in column B. In column A are the names of some people and what they do. Match the two columns.



A	B
1. Reema plays in	5. a. the library.
2. The king sits in his	1. b. a park.
3. Ravi buys stamps from	2. c. palace.
4. The farmer works in	3. d. the post office.
5. Rita gets storybooks from	4. e. the field.

D

Look at the pictures. Then fill in the blanks with the correct naming words.

1. A ..monkey..... is eating ..bananas...



2. Adog..... and its ..puppy..... are sleeping under a ..tree.....



3. Alion..... is sitting outside itsden.....



English Grammar and Composition

4. Aboy..... and agirl..... are going to ..school.....



5. There is an ..orange..... in thebowl.....



6. A ..duck..... is swimming in a ..pond.....



E

Complete the sentences. Fill in the blanks with suitable naming words. One is done for you.

soap camera pillow watch pencil

1. I want acamera..... to click photographs.



2. I needsoap..... to wash my dirty face.



3. Please teach me to tell the time in a ..watch.....



4. I need a ..pencil..... to write my name.



5. I want to sleep. Please give me a ..pillow.....

F

Look at the string of letters given below. There are some naming words hidden in it. Circle the words. Write them in the blanks under the correct pictures. One is done for you.


D O G P I A N O P A R R O T K I N G M O N K E Y



1. DOG



2. KING



3. MONKEY



4. PIANO



5. PARROT



H

Complete the crossword with the names of things and people you see in a classroom. The picture clues will help you. One is done for you.



Across →



1 ↓ C
H
A
L
4 ↓

3 ↓ B O O K S 4 ↓

2 ↓ L A C K B O A R D 5 → D U S T E R

2 → T E A C H E R S 6 ↓ P

8 → C H A I R 6 →

2 → D E S K 8 ↓ I L

Down ↓



I

Circle the special names. Write them on the blanks below. Remember to begin each special name with a capital letter. One is done for you.

- | | | | | | |
|--------|---------|----------|--------|--------|----------|
| pan | dev | den | cat | fan | sonia |
| dog | monday | mug | brush | paste | holi |
| pencil | america | notebook | child | france | chair |
| sachin | bed | friday | pencil | shoes | mumbai |
| name | diwali | flower | june | fly | february |

..... Dev Monday America Sachin
 Sonia Holi France Friday

..... Mumbai February
 Diwali
 June

3

One and Many



Read and understand.



cat

cats



rat



rats

When we say *cat*, we mean **one** cat. When we say *cats*, we mean **more than one** cat.

We add *-s* to some words to change them from one to many.



a crayon



many crayons



an orange



many oranges

A

Fill in the blanks correctly with the words given in brackets.

- I took one rose. Shilpa took three roses. (rose/roses)
- This shirt is red. Those shirts are blue. (shirt/shirts)
- Ravi has five pencils. My brother has one pencil. (pencil/pencils)
- There is one tree in front of my house. There are seven trees in the park. (tree/trees)
- He offered me many chocolates. I took only one chocolate. (chocolate/chocolates)

B

Change the given naming words from one to many.

1. a doll



many dolls



2. a banana



many bananas



3. an egg



many eggs



4. a flower



many flowers



C

Look at the pictures. Then fill in the blanks with the correct naming words.



1. There are two dogs.

One dog is sleeping.

2. Joy has one orange.

Rahul has five oranges.



3. There are two baby birds in the nest.

There is one bird on the branch.



4. Swati carries one book.

Sonali carries many books.



D Circle the naming words that name **one**. Underline the naming words that name **many**. Then put them in the correct boxes.

flowers (boy) rings kittens (net) (ball) umbrellas
 carpet (letters) (pencil) (boat) shops (chair) grapes

One

- boy
- net
- ball
- carpet
- pencil
- boat
- chair

Many

- flowers
- rings
- kittens
- umbrellas
- letters
- shops
- grapes

We add **-es** to some words to change them from one to many.
 fox ~ foxes church ~ churches dish ~ dishes

E Add **-es** to the following words to change them from one to many.

- | | | | |
|----------|-------------------|----------|-------------------|
| 1. peach |peaches..... | 5. class |classes..... |
| 2. dress |dresses..... | 6. watch |watches..... |
| 3. box |boxes..... | 7. beach |beaches..... |
| 4. match |matches..... | 8. glass |glasses..... |

Now fill in the blanks with the words that you have written.

- Maya ate three ..peaches..... and a banana.
- I put all my toys in two smallboxes.....
- John went to all the ...classes..... to give sweets on his birthday.
- Sasha gave both her ...dresses..... to her sister.
- Our team won three ...matches..... out of five.

F Circle the naming words in the given poem. Identify the words that name **one** and the ones that name **many**. Write them in the correct row.

Six little (monkeys)
 Jumping on a (tree).
 There comes a (pedlar)
 Whom the (monkeys) see.
 One naughty (monkey)
 Snatches his (cap)
 With small (bows)
 And a very long (strap).
 Says the (pedlar),
 'Give me the (cap)'
 The (monkey) winks at him
 And tightens the (strap).




One ..monkey.. ..strap.....cap.....pedlar.....tree.....
 Many ..monkeys.. ..bows.....

G Read aloud the words that are given below. Change them from one to many.

- | | | | |
|----------|------------------|-----------|--------------------|
| 1. doll |dolls..... | 6. eye |eyes..... |
| 2. book |books..... | 7. monkey |monkeys..... |
| 3. table |tables..... | 8. tomato |tomatoes..... |
| 4. house |houses..... | 9. cup |cups..... |
| 5. fox |foxes..... | 10. crow |crows..... |

Now circle the words that you have written above in the grid below. One is done for you.



T	H	D	O	L	L	S	C	M	P
A	T	O	M	A	T	O	E	S	D
B	O	O	K	S	H	O	T	N	E
G	Z	T	A	B	L	E	S	K	H
U	A	O	N	C	U	P	S	D	L
I	F	A	M	O	N	K	E	Y	S
B	O	H	O	U	S	E	S	L	A
A	E	Y	E	S	M	B	Q	A	V
R	S	A	C	R	O	W	S	D	E
S	F	O	X	E	S	T	R	I	S

Creative Writing

My Self

1. My name is Neha Trivedi.
2. I am a _____ (boy/girl).
3. I am _____ (six / seven / eight) years old.
4. I study in class _____.
5. I live in _____ (Ahmedabad/ Gandhinagar)