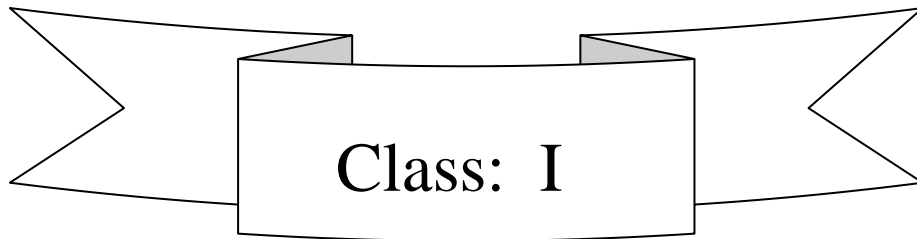




Delhi Public School Gandhinagar

Academic session (2026-27)



Study Material

JUNE: 2026

Subject: English

LEVEL UP VANTAGE - ENGLISH COURSEBOOK

Unit 2 - My Family

2A - A Bit about My Family

Reading and explanation of pg. no. 24 to 27



Textbook Ex. Pg. no. 28, 29, 30, 31, 34 & 35



Listening and speaking Ex. Pg. no. 32,33

A.1 Complete the word web with words that you think of when you hear the word 'family'.

trust
love
care
help
share
happy
family

A.4 Match the words to the pictures. Then, check your answers with your partner.

1. messy 2. two-storey 3. sleepy 4. tiny 5. old

A.5 Say true (T) or false (F).

a. Sana is proud of her family. T
b. Sana loves her elder sister. T
c. Sana's elder sister is a pilot. F
d. Sana has a beautiful house with a tiny garden. T
e. Sana plays with her sister's toys when she is not home. T

comprehension

A.6

Which of these is most like Sana's family and why? Tick the correct picture. 21st DLC



A.7

Choose the correct option. Then, check your answer with your partner. 🗣️

1. Why does Sana miss her sister?
 - a. Sana's sister lets her play with her toys.
 - b. Sana's sister is away at school and at her music lessons.
 - c. Sana's sister is elder to her.
 - d. Sana's sister takes care of her.
2. Why does Sana smile a lot with her family?
 - a. Sana is a nice person.
 - b. Sana's family takes care of her and loves her.
 - c. Sana's sister is her best friend.
 - d. Sana's parents buy Sana popcorn and juice at movie time.



INT

SVID

- A.8** Read the sentence. Notice the highlighted words.
- My mum, dad, sister, and I live in **a** small house next to **an** *amaltas* tree.
 - My mum takes us out to watch movies. We enjoy **the** movies together with popcorn and juice.



We use **a** or **an** before a naming word that is one in number and is part of a general group.
 We use **a** before a naming word that starts with a consonant sound.
 We use **an** before a naming word that starts with a vowel sound.
The is used before a naming word (either one or many in number) that describes someone or something in particular.

- A.9** Underline **a**, **an**, or **the** in these sentences. Circle the words that follow them. (2T) (PS)

- Abdul goes to a school in Sant Nagar.
- Look at the owl on the tree!
- An owl flew past us.

- A.10** Now, work in pairs, and say why we used **the** in sentence b before **owl** and **tree**. Also say why we used **a** before **school** in sentence a and **an** before **owl** in sentence c. (COM) (TC) (CT)

- A.11** Choose **a**, **an**, or **the** to fill the gaps in the following sentences. (CT)

- Grandma lost her shawl. She looked under a bedcover and found it.
- I need a pencil. May I borrow yours?
- Give Ria an orange if you are not going to eat it.

INT



- d. I saw a girl sleeping under an orange tree.
A squirrel was playing next to her.
- e. I want to read all the books Dad has when I grow up.

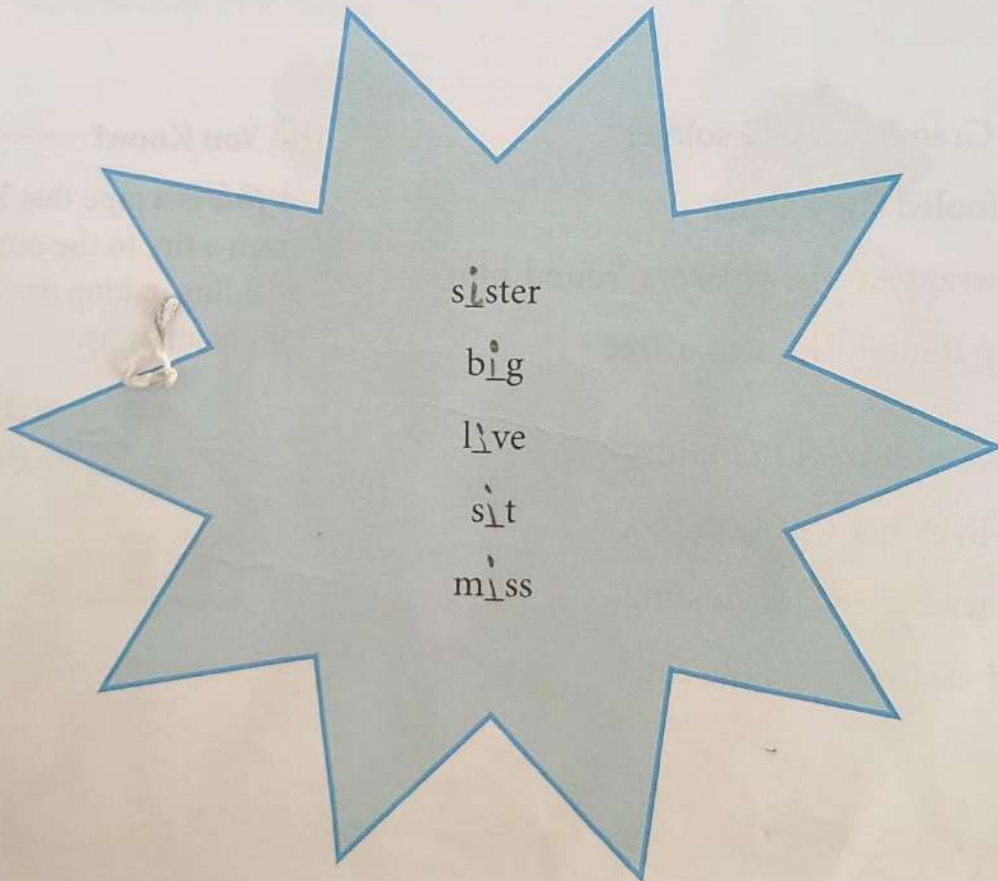
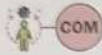
 **pronunciation**

A.12 Circle the word with the odd sound.



- | | | | |
|--------|------|-----|------|
| a. pit | lid | mat | kit |
| b. sit | meet | lip | pick |
| c. dip | peep | kit | bib |
| d. pot | sip | fit | tip |

A.13 Complete the words in the star below with *i*. Say the complete words aloud.



7 Complete the picture story. Use words from the box below.

21 CR IL

remote

yarn

bag

glasses

book



Grandpa has lost his glasses.
He cannot read without them.



'Here is the TV remote we have been looking for,' said Ayush. 'But where are Grandpa's glasses?'



Grandma is looking for something in the green bag.



'Oh, look here! I found a ball of purple yarn!' said Grandma.



'Oh look, Mum, I have found my book here,' said Isha



'Oh there, look at what Rex is wearing,' said Grandpa. 'He is wearing my glasses!'

A.18 Now, complete the sentence.

CT

Ayush lives with his grandparents

parents, elder

sister, and his dog Rex

Notebook work

A. New words

- | | |
|-----------|------------|
| 1. family | 5. popcorn |
| 2. messy | 6. teaches |
| 3. movies | 7. storey |
| 4. sister | 8. garden |

B. Make Sentences

1. family– I love my family.
2. garden – This is a garden.
3. always- I always wake up early.

H.W.

4. friend- She is my best friend.
5. school- This is my school.

C. Answer in One Word (CBE)

1. Who wants to sleep a little more?

Ans. Sana's sister

2. Which subject does Sana's father teach in the school?

Ans. Maths

3. Name the tree mentioned in the lesson?

Ans. An amaltas tree

Grammar Gear

Ch-4 Pronouns

Reading, explanation and Text Book Ex. Pg. no. 16 to 21

A

Fill in the blanks with *I, we* or *you*.

1. I am happy. Rita is happy.
.....We..... are happy.
2. I cannot carry so many books. Canyou..... help me?
3. Pudding is my favourite.I..... can eat a lot of it.
4. Ram and I swim together.We..... are friends.
5. Tulip and I will go to the market.We..... will get toffees for everyone.



B

Look at the pictures and fill in the blanks with pronouns. One is done for you.



1.He.... is a postman.



2.She.... is a nurse.



3.He.... is a boy.



4.It.... is a balloon.



5.It.... is a monkey.



6.She.... is a teacher.



7.He.... is a sweeper.



8.She.... is a singer.

CUnderline the correct **pronoun** in each sentence.

1. (He/She) is my sister.
2. (He/It) is going to school.
3. (He/She) is my uncle.
4. (It/He) is my pet dog.
5. (It/She) is a bat.
6. (He/It) is an orange.

DRewrite the sentences. Use **pronouns** in place of the underlined words.

1. This is Ritu. Ritu is my friend.

This...is...Ritu...She...is...my...friend...



2. This is my rabbit. My rabbit is white.

This...is...my...rabbit...It...is...white...



3. This is Anil. Anil is my brother.

This...is...Anil...He...is...my...brother...



4. This is a ball. The ball is red.

This...is...a...ball...It...is...red...

**E**

Complete the sentences with the pronouns given in the strip.

I You He She It We They

1. John is a cricket player.

.....He..... plays well.



2. The kids are in the field.

.....They..... are playing football.



3. Amira has a pet dog.

.....It..... is brown.



4. Sameera is a good girl.

.....She..... goes to school regularly.



5. Maria and I are friends.

.....We..... like to play together.



6. This is my favourite diary.

.....I..... call it Kitty.



7. I am a clown.

.....You..... are a clown too.



F

Read the sentences given below. Replace the underlined words with suitable pronouns. Rewrite the sentences in the given space.



1. Leela and Ram are playing in a garden. The garden has many trees. The trees have lots of apples on them.

Leela... and Ram... are... playing... in a... garden... It... has... many trees... They... have... lots... of... apples... on... them...

2. Leela and Ram are playing. Leela and Ram are playing with a ball. The ball is red and yellow.

Leela... and Ram... are... playing... They... are... playing... with a ball... It... is... red... and... yellow...

3. Leela is holding the ball. Leela is going to throw the ball to Ram.

Leela... is holding... the... ball... She... is... going... to... throw it... to... Ram...

4. Ram is looking at the ball. Ram is ready to catch the ball.

Ram... is... looking... at... the... ball... He... is... ready to catch... it...

Ch-12 A, An, The
Reading, explanation and Textbook Ex. Pg. no. 68 to 70

A

Look at the pictures and name them. Add *a* or *an* before each of the names correctly. One is done for you.



1. an engine



3. an ice-cream



2. a mango



4. a football

68




5. a house



7. a car



6. an umbrella



8. an elephant

B

Fill in the blanks with *a* or *an*.

1. My mother peeled ..an... orange.
2. She read ..a... book.
3. Rosy has ..an... umbrella.

4. Rahul ate ..an... ice cream.
5. I planted ...a... seed.
6. I saw ...an... elephant.

The

We use *the* for something specific.
the moon, *the* sun, *the* earth


C

Tick (✓) the correct answers from the options given in brackets.


1. (a/an) computer and (a/an) table



2. (a/an) elephant and (a/an) rabbit



3. (a/the) sun and (a/the) moon



4. (a/an) teacher and (a/an) student



D

Unscramble and write the naming words. Add *a*, *an* or *the* before each of them correctly. One is done for you.



1. osueh

a house



2. lwo

an owl



3. arhte

the earth



4. merlluab

an umbrella



DELHI PUBLIC SCHOOL, GANDHINAGAR



CLASS 1



SESSION – 2026-27

SUBJECT – ENGLISH

Sample notebook

Month – APRIL & MAY

Notebook Work - First Week:




LEVEL UP VANTAGE - ENGLISH COURSEBOOK

Unit 1- Myself


1A : Bit about Myself

Reading and explanation of pg. 1 to 3

Textbook Ex. Pg. no. 4 -14

A.4 Use the words in the box to label the body parts in the picture below.
Then check your answer with your partner. 

face ear hand eye fingers lips
tongue nose teeth legs elbow chest



face

eye

ear

nose

tongue

lips

teeth

chest

hand

fingers

elbow

legs

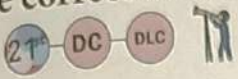
A.5 Make sentences on any eight names of the body parts shown in A.4
(oral)

SVID



A.6

Choose the correct answer. Then check your answer with your partner.



1. Which of these pictures shows Kerala? Tick.

a.



b.



c.



d.



2. Who does Amala play tennis with?

- a. her father
- b. her mother and her father
- c. her mother and her friend Usha
- d. with her grandmother

A.7 Complete this table by comparing information about Amala and yourself. 21 DLC

Amala	You H.W
She has curly hair and black eyes.	I have _____.
In her mother tongue, the word for 'grandmother' is <i>Ammachi</i> .	In my mother tongue, the word for 'grandmother' is _____.
She has a dog for a pet.	I have _____ / I do not have _____.
She loves idlis with sambar and coconut chutney.	I love _____.

A.8 Do you play any sport or game? Who do you play with and when? Talk about it. COM

ABC grammar: naming words

A.9 Look at these pictures. Write their names. 21 IL



school



idli, sambar and chutney



tiger



elephant

A.10 Look at the pictures. Name what or who you see. 21 DC DLC



girl / Amala




grandmother



beach

SVID

A.11 Look at the pictures and read the names. Circle the ones that are special names.  CT



ball



Sunday



train





Jonathan



girl



dog

A.12 Make sentences with each of the following words.  C 

ball This is a ball.


Sunday Today is Sunday.

train This is a train.


H.W
Jonathan He is Jonathan

girl She is a cute girl.

dog This is a dog.

Follow the example to answer the questions given below, using naming words. Work in pairs, and ask and answer these questions in turns.  COM 2nd PS

This is a car.
What is this?



What is this?
This is an apple.



What is this?
This is a book.



What is this?
This is a house.



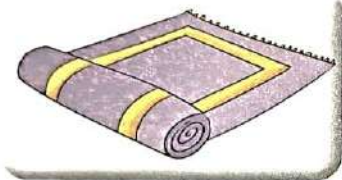
What is this?
This is a tree.



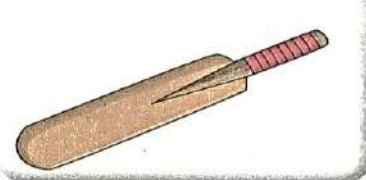
A.16 Read these words aloud. Pay attention to how the letter *a* has been said in each one of them. (2T) (ICT) (COM)

dad cat rat apple
map cap tap ant

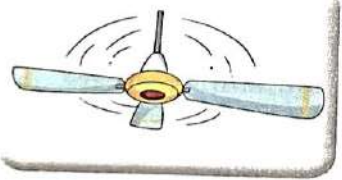
A.17 Look at the pictures and complete the words. Then, say them aloud. (CT) (COM)



M A T



B A T



F A N



S A D



T A G

knife

A.14 Complete the words. Then check your answer with your partner. (2T) (PS) (COM)

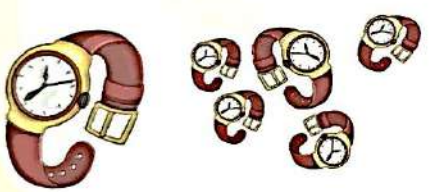
a. one dress
two dresses




b. one fox
three foxes



c. one watch
five watches



d. one leaf
two leaves



Notebook work:

A. New words

- | | |
|-----------|--------------|
| 1. curly | 5. sleeping |
| 2. sports | 6. sometimes |
| 3. tennis | 7. favourite |
| 4. mother | 8. animals |

B. Answer in one word. (CBE)

1. Where is Amala from?

Ans. Kerala

2. Which sport does Amala play?

Ans. Tennis

3. How old is Amala?

Ans. Six years

4. What are Amala's favourite animals?





Ans. Tigers and Elephants

Unit 1: Myself

1 B : How I Lost My Milk Teeth (Poem)

Reading and explanation of Lesson pages- 15,16

Textbook Ex. Pg. no. 17 -19

B.3 Choose the correct answer. Then, check your answer with your partner.    

1. What do you think the word 'wobbly' means? Tick.

a. loose	<input checked="" type="checkbox"/>	b. fixed	<input type="checkbox"/>
c. sharp	<input type="checkbox"/>	d. pointed	<input type="checkbox"/>

2. When the speaker says, 'I thought the tooth would go', he means it would




a. stop chewing.	<input type="checkbox"/>
b. fall off.	<input checked="" type="checkbox"/>
c. be loose.	<input type="checkbox"/>
d. be taken out.	<input type="checkbox"/>

3. How did the tooth finally become a hole?

a. The tooth fell off when the speaker was asleep.	<input type="checkbox"/>
b. The tooth fell off when the speaker was speaking.	<input type="checkbox"/>
c. The tooth fell off when the speaker was eating his toast.	<input type="checkbox"/>
d. The tooth fell off when the speaker was eating a toffee roll.	<input checked="" type="checkbox"/>

4. What type of candy did the speaker eat?

a. chocolate	<input type="checkbox"/>	b. lollipop	<input type="checkbox"/>
c. sticky toffee roll	<input checked="" type="checkbox"/>	d. hard and sour cane	<input type="checkbox"/>

B.4 From the poem, list the things that can be eaten. Make sentences of your own with them.   

A

1) toast - I ate a toast.

2) roll - Amala ate a egg roll.

3) candy - I love to eat orange candy.

4) toffee - Ram likes to eat toffee.

Notebook work :

A. New words

- | | |
|------------|-----------|
| 1. wobbly | 5. candy |
| 2. tooth | 6. sticky |
| 3. toast | 7. toffee |
| 4. thought | 8. Hole |

Grammar Gear

Ch -1 Letters and Words

➤ Reading and explanation and Text Book Exercise Pg no. 1 & 2

1

Letters and Words

SCAN AND LEARN

There are 26 letters in the English alphabet. We use these letters to write all words.

A Look at the pictures and complete their names. One is done for you.

 1. p <u>l</u> e, n	 2. b <u>e</u> d	 3. b <u>a</u> t
 4. m <u>u</u> g	 5. p <u>i</u> n	 6. c <u>a</u> t

B Rearrange the letters correctly to name the pictures. One is done for you.

 1. n t e n . s . t .	 2. m j a j . a . m	 3. a g b b . a . g
 4. p z i z . i . p	 5. t a h h . a . t	 6. t h u h . u . t

1

English Grammar and Composition

C Change the underlined letter in each word to make a new word. One is done for you.

<p>1. c<u>o</u>tcat.....</p> <p>2. p<u>i</u>npen.....</p>	<p>3. d<u>u</u>lldoll.....</p> <p>4. b<u>e</u>gbag.....</p>
---	---

D Change or add a letter to get the name of a colour. One is done for you.

1. Add a letter at the beginning and *ink* becomespink.....
2. Change the first letter and *glue* becomesblue.....
3. Change the first letter and *bed* becomesred.....
4. Add a letter at the beginning and *lack* becomesblack.....
5. Change the first two letters and *queen* becomesgreen.....


E In each row, find and circle the word ending with a different sound. One is done for you.

1. see	bee	fee	(too)
2. (pass)	dress	class	glass
3. (tray)	boy	toy	joy
4. lot	cot	pot	(lick)

SCAN AND LEARN




Ch -2 Naming Words




➤ Reading and explanation and Text Book Exercise Pg no 3 - 10









2 Naming Words

- Name these things. One is done for you.

		
..... a ball a bat a box
- Name these people. One is done for you.

		
..... a doctor a girl a boy
- Name these places. One is done for you.

		
..... a shop a park a house
- Name these animals. One is done for you.







		
..... a cow a cat a dog

English Grammar and Composition

A

Here are the pictures of some animals. Choose the correct naming word from the strip. Write it below each picture.

monkey tiger lion horse sheep zebra

		
1. a ...horse.....	2. a ...monkey.....	3. a ...sheep.....
		
4. a ...tiger.....	5. a ...zebra.....	6. a ...lion.....

B

Tick (✓) the boxes beside the correct words to name these people.

- Who dances on stage?

<input type="checkbox"/> a cook	<input checked="" type="checkbox"/> a dancer	<input type="checkbox"/> a singer
---------------------------------	--	-----------------------------------
- Who mends our broken shoes?

<input type="checkbox"/> a tailor	<input checked="" type="checkbox"/> a cobbler	<input type="checkbox"/> a grocer
-----------------------------------	---	-----------------------------------
- Who looks after the sick people?

<input type="checkbox"/> a cobbler	<input type="checkbox"/> a tailor	<input checked="" type="checkbox"/> a nurse
------------------------------------	-----------------------------------	---
- Who teaches in a school?

<input checked="" type="checkbox"/> a teacher	<input type="checkbox"/> a peon	<input type="checkbox"/> a carpenter
---	---------------------------------	--------------------------------------

5. Who looks after the plants in our garden?

a gardener

a driver

a doctor

The names of a few places are given in column B. In column A are the names of some people and what they do. Match the two columns.



A	B
1. Reema plays in	5. a. the library.
2. The king sits in his	1. b. a park.
3. Ravi buys stamps from	2. c. palace.
4. The farmer works in	3. d. the post office.
5. Rita gets storybooks from	4. e. the field.

D

Look at the pictures. Then fill in the blanks with the correct naming words.

1. A ..monkey..... is eating ..bananas...



2. Adog..... and its ..puppy..... are sleeping under a ..tree.....



3. Alion..... is sitting outside itsden.....



English Grammar and Composition

4. Aboy..... and agirl..... are going to ..school.....



5. There is an ..orange..... in thebowl.....



6. A ..duck..... is swimming in a ..pond.....



E

Complete the sentences. Fill in the blanks with suitable naming words. One is done for you.

soap camera pillow watch pencil

1. I want acamera..... to click photographs.



2. I needsoap..... to wash my dirty face.



3. Please teach me to tell the time in a ..watch.....



4. I need a ..pencil.....
to write my name.



5. I want to sleep. Please
give me a ..pillow.....

F

Look at the string of letters given below. There are some naming words hidden in it. Circle the words. Write them in the blanks under the correct pictures. One is done for you.

D O G P I A N O P A R R O T K I N G M O N K E Y



1.DOG.....



2.KING.....



3.MONKEY.....



4.PIANO.....



5.PARROT.....



H

Complete the crossword with the names of things and people you see in a classroom. The picture clues will help you. One is done for you.



Across →



Down ↓

1. 1. C
2. H
3. A
4. L
5. B
6. O
7. O
8. K
9. S
10. T
11. U
12. D
13. U
14. S
15. T
16. E
17. R
18. N
19. T
20. E
21. A
22. C
23. H
24. E
25. R
26. P
27. N
28. C
29. H
30. A
31. I
32. R
33. J
34. L

Down ↓



I

Circle the special names. Write them on the blanks below. Remember to begin each special name with a capital letter. One is done for you.

- | | | | | | |
|--------|---------|----------|--------|--------|----------|
| pan | dev | den | cat | fan | sonia |
| dog | monday | mug | brush | paste | holi |
| pencil | america | notebook | child | france | chair |
| sachin | bed | friday | pencil | shoes | mumbai |
| name | diwali | flower | june | fly | february |

.....Dev..... ..Monday..... ..America..... ..Sachin.....
.....Sonia..... ..Holi..... ..France..... ..Friday.....

.....Mumbai..... ..February.....
.....Diwali.....
.....June.....

3

One and Many



Read and understand.



cat

cats



rat



rats

When we say *cat*, we mean *one* cat. When we say *cats*, we mean *more than one* cat.

We add *-s* to some words to change them from one to many.



a crayon



many crayons



an orange



many oranges

A

Fill in the blanks correctly with the words given in brackets.

- I took one rose. Shilpa took three roses. (rose/roses)
- This shirt is red. Those shirts are blue. (shirt/shirts)
- Ravi has five pencils. My brother has one pencil. (pencil/pencils)
- There is one tree in front of my house. There are seven trees in the park. (tree/trees)
- He offered me many chocolates. I took only one chocolate. (chocolate/chocolates)

B

Change the given naming words from one to many.

1. a doll



many dolls



2. a banana



many bananas



3. an egg



many eggs



4. a flower



many flowers



C

Look at the pictures. Then fill in the blanks with the correct naming words.



1. There are two dogs.

One dog is sleeping.

2. Joy has one orange.

Rahul has five oranges.



3. There are two baby birds in the nest.

There is one bird on the branch.



4. Swati carries one book.

Sonali carries many books.



D Circle the naming words that name one. Underline the naming words that name many. Then put them in the correct boxes.

flowers (boy) rings kittens (net) (ball) umbrellas
 carpet (letters) (pencil) (boat) shops (chair) grapes

One

- boy
- net
- ball
- carpet
- pencil
- boat
- chair

Many

- flowers
- rings
- kittens
- umbrellas
- letters
- shops
- grapes

We add *-es* to some words to change them from one to many.
 fox ~ foxes church ~ churches dish ~ dishes

E Add *-es* to the following words to change them from one to many.

- | | | | |
|----------|-----------------|----------|-----------------|
| 1. peach | ...peaches..... | 5. class | ...classes..... |
| 2. dress | ...dresses..... | 6. watch | ...watches..... |
| 3. box | ...boxes..... | 7. beach | ...beaches..... |
| 4. match | ...matches..... | 8. glass | ...glasses..... |

Now fill in the blanks with the words that you have written.

- Maya ate three peaches and a banana.
- I put all my toys in two small boxes.
- John went to all the classes to give sweets on his birthday.
- Sasha gave both her dresses to her sister.
- Our team won three matches out of five.

F Circle the naming words in the given poem. Identify the words that name one and the ones that name many. Write them in the correct row.

Six little monkeys
 Jumping on a tree,
 There comes a pedlar
 Whom the monkeys see.
 One naughty monkey
 Snatches his cap
 With small bows
 And a very long strap.
 Says the pedlar,
 'Give me the cap'
 The monkey winks at him
 And tightens the strap.




One monkey strap cap pedlar tree
 Many monkeys bows

G Read aloud the words that are given below. Change them from one to many.

- | | | | |
|----------|----------------|-----------|------------------|
| 1. doll | ...dolls..... | 6. eye | ...eyes..... |
| 2. book | ...books..... | 7. monkey | ...monkeys..... |
| 3. table | ...tables..... | 8. tomato | ...tomatoes..... |
| 4. house | ...houses..... | 9. cup | ...cups..... |
| 5. fox | ...foxes..... | 10. crow | ...crows..... |

Now circle the words that you have written above in the grid below. One is done for you.



Creative Writing

My Self

1. My name is Neha Trivedi.
2. I am a _____ (boy/girl).
3. I am _____ (six / seven / eight) years old.
4. I study in class _____.
5. I live in _____ (Ahmedabad/ Gandhinagar)