Delhi Public School Gandhinagar

Class: II

Study Materials

NOVEMBER: 2026

Subject: ENGLISH

English Sample book work

TOPICS OF CBE

UNIT - 4

(SPORTS)

4B - Fun with Football

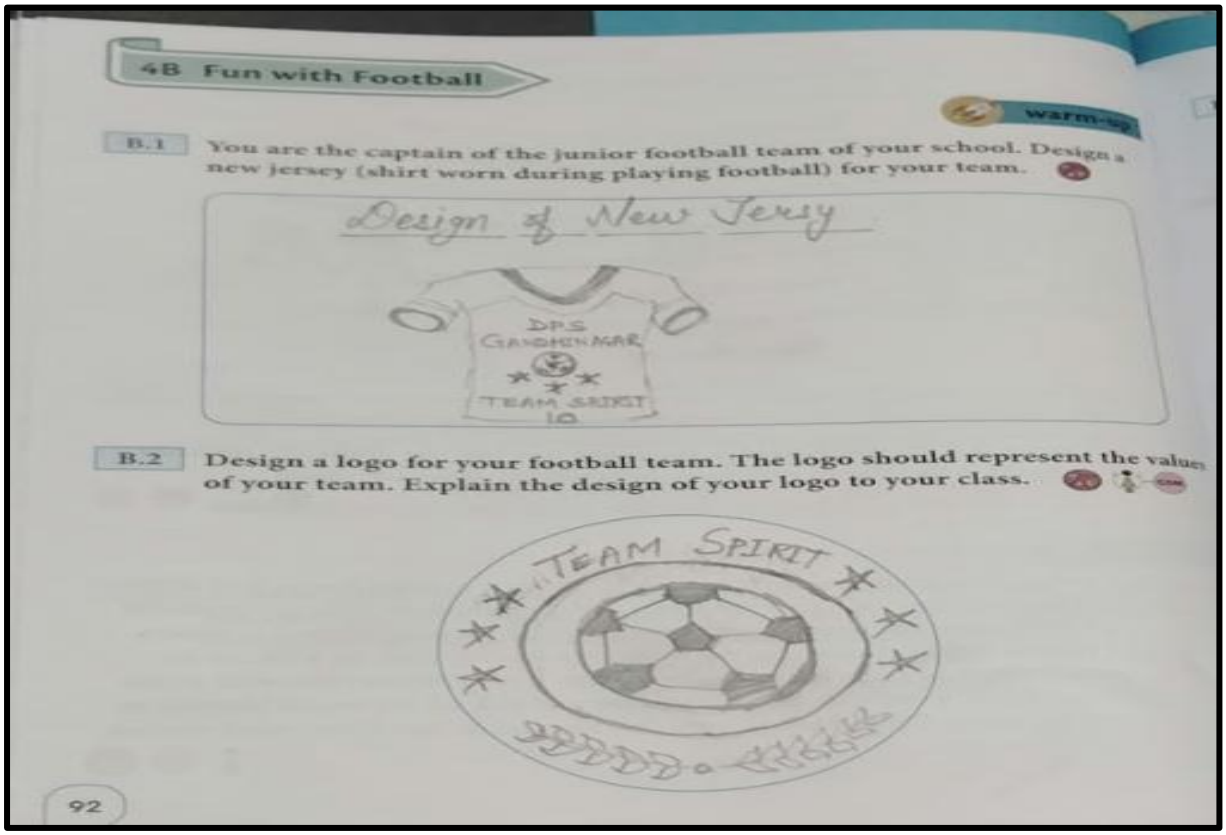

Reading and Explanation of text book Page no. 92-93

New words : -

1. kick	**5. throw**
2. catch	**6. biff**
3. bounce	**7. boot**
4. grab	**8. spin**

Word *meanings*:-

1. boot – to kick something with one`s foot

2. catch – to hold something that is moving through the air
3. bounce – to spring back after hitting a surface
4. pat – to touch something repeatedly with the palm of one`s hand
5. biff – to hit something hard

Make sentences:-

1. pat – I pat my dog gently.
2. bounce- The children bounce the ball in the ground.
3. drop- Please drop the letter in the mailbox.
4. roll- The wheels roll smoothly on the road.
5. hit- The raindrops hit the windows.

Answer the following questions:-

Q-1 What can you do with a football?

Ans. We can kick, catch, bounce, roll, throw, spin, shoot and stop a football.

Q-2. Who wrote the poem "What Can You Do With a Football"?

Ans. The poem was written by James Carter.

CBE Questions (Written)

Q- What does the poem by James Carter encourage children to do?

Ans. The poem encourages children to play and enjoy different activities with a football.

CBE Question (Oral)

Q- Find two more words from the poem whose letters can be used to make other words.

Ans. Two such words are bat – tab and grab – brag.

CBE Question (Observation)

Q. Find a word from the poem that also means as 'metal container'.

Ans. The word is can.

Exercise of Pg –94

B.6 Complete the following sentences. Share your answers with your partner and check each other's answers.

a. We can grab a football with our hands.

b. We can hit a football with a bat.

c. You can shoot a football with your foot.

d. The word *biff* means hitting a ball with one's head

i. a sharp kick ii. hitting a ball with one's head

Exercise on text book Pg no -95

B.8 Answer in detail.

What are the different kinds of balls used in sports? Find out with the help of the Internet. Which one is the smallest and which is the biggest of them all?



*smallest ball - golf ball

*biggest ball - basketball

appreciation

B.9 Is this a rhyming poem? Read the poem aloud and find out.

B.10 Which words from the poem do these words rhyme with? Check your answers.

a. shoot boot

b. bat pat

c. around ground

B.11 What kind of poem is *What Can You Do With A Football*? You have learnt about it in lesson 4A.

95

English Grammar

Lesson – 13 The Present Tense and the Past Tense

Tb Pg 58-63

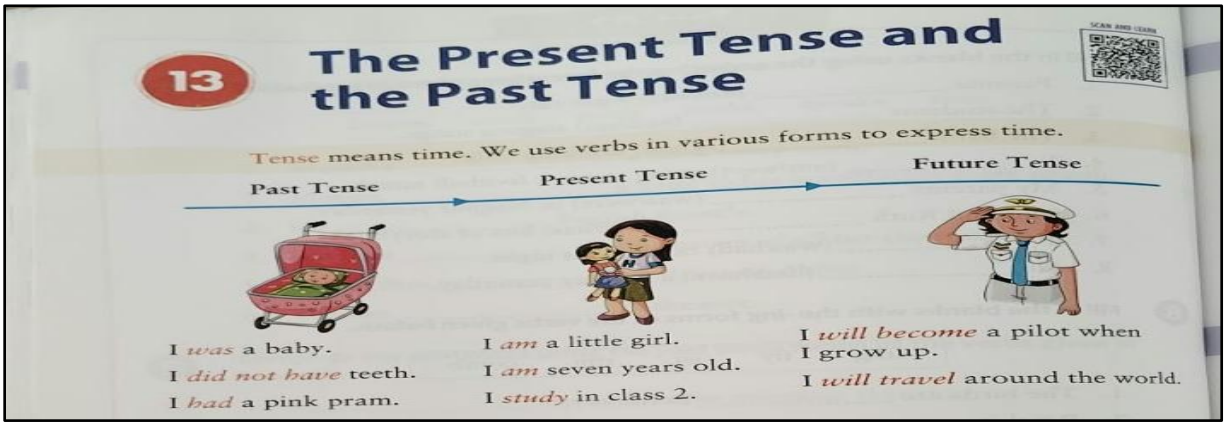

13 The Present Tense and the Past Tense

Tense means time. We use verbs in various forms to express time.

Past Tense → Present Tense → Future Tense

I *was* a baby.
I *did not have* teeth.
I *had* a pink pram.

I *am* a little girl.
I *am* seven years old.
I *study* in class 2.

I *will become* a pilot when I grow up.
I *will travel* around the world.

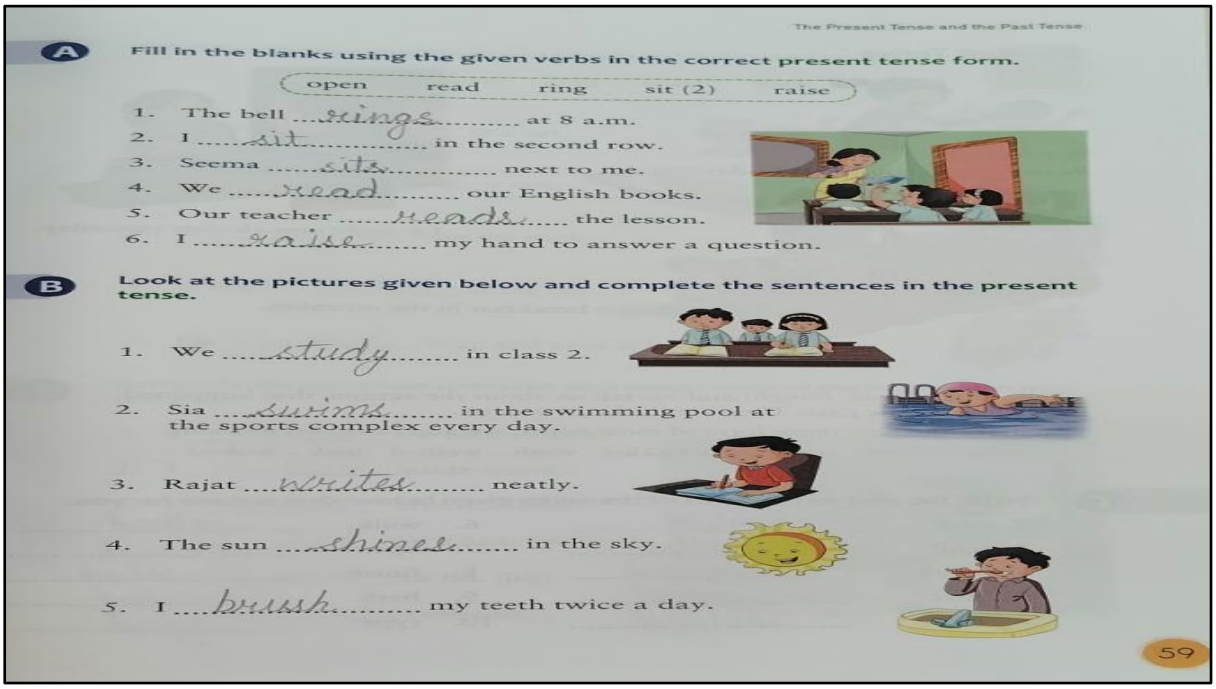

The Present Tense and the Past Tense

A Fill in the blanks using the given verbs in the correct present tense form.

open read ring sit (2) raise

1. The bell ...rings... at 8 a.m.
2. I ...sit... in the second row.
3. Seema ...sits... next to me.
4. We ...read... our English books.
5. Our teacher ...reads... the lesson.
6. I ...raise... my hand to answer a question.

B Look at the pictures given below and complete the sentences in the present tense.

1. We ...study... in class 2.
2. Sia ...swims... in the swimming pool at the sports complex every day.
3. Rajat ...writes... neatly.
4. The sun ...shines... in the sky.
5. I ...brush... my teeth twice a day.

59

C Write the past tense forms of the verbs given below. One is done for you.

1. ask	asked	6. walk	walked
2. call	called	7. open	opened
3. cook	cooked	8. finish	finished
4. love	loved	9. bark	barked
5. help	helped	10. type	typed

60

D Fill in the blanks using the given verbs in the past tense.

pick jump look climb bark

1. A dog barked at a cat.
2. The cat climbed a tree.
3. It jumped onto the roof.
4. A boy looked at the cat.
5. He picked it up and took it home.



E Complete the sentences using the past tense forms of the verbs given in brackets.

1. I opened the door. (open)
2. I walked inside. (walk)
3. I looked around. (look)
4. I picked up a box. (pick)
5. I lifted the lid. (lift)
6. I screamed! (scream)



61

F **Fill in the blanks with the past tense forms of the verbs given below.**

bring buy ring is take come

1. Zubin's father ....bought..... a new car.
2. The driver ....brought..... the car home.
3. Father ....rang..... the doorbell.
4. Zubin ....came..... out of the house.
5. Father ....took..... him for a drive in the car.
6. Zubin ....was..... very happy.



62

G **Some verbs are given below. The past tense forms of these verbs are hidden in the grid. Find and circle them. Words may be found both across and down in the grid.**

belong feel has like return hear look
see eat add offer say need
tell do stay pay last

P	A	I	D	M	C	O	H
S	T	A	Y	E	D	R	A
B	E	L	O	N	G	E	D
T	S	O	F	E	L	T	H
O	A	O	F	E	A	U	E
L	I	K	E	D	S	R	A
D	D	E	R	E	T	N	R
A	D	D	E	D	E	E	D
S	A	W	D	I	D	D	K

ACTIVE GRAMMAR

Tenses for your sentences

This activity is an extempore individual activity. Your teacher will keep on her table a bowl full of chits. Each chit will have a topic written on it. You have to pick one chit from the bowl and speak two-three sentences on the topic written on your chit. Form your sentences using verbs in either the present tense or the past tense.

63

Delhi Public School Gandhinagar

Class: II

Study Material

OCTOBER: 2026

Subject: ENGLISH

English Sample book work

TOPICS OF CBE

UNIT -3

(Neighbourhood and Community)

3B - A Neighbourhood Song



Reading and Explanation of text book Page no. 68-71

New words : -

1. neighbours 2. plenty 3. insects 4. floating	5. hungry 6. croaking 7. splashed 8. charming

Word meanings: -

1. bog – an area of soft, wet ground
2. weed – a wild plant that grows in an unwanted place
3. odd – strange or unusual
4. sup – to eat supper / have dinner
5. charming – pleasant and delightful
6. plenty – more than enough / a lot

Make sentences:-

1. bog – The frog lives in a wet bog.
2. weed – The weed is growing in the garden.
3. plenty – There is plenty of water in the tank.

Practice work

4. insects – Butterflies and ants are small insects.
5. floating – The leaves are floating on the water.

Answer the following questions:-

Q-1 Why is the frog hungry?

Answer: The frog is hungry because he wants to eat insects.

Q-2. What does the frog call his neighbours?

Answer: He calls them good neighbours.

Q-3. What does the frog find odd?

Answer: The frog finds it odd that his neighbours do not come out when he calls them.

CBE Questions (Written)

Q- What activities do the neighbourhood frogs enjoy in the rainy season?

Answer: The frogs enjoy croaking, splashing in the water, eating insects, and having supper together in the rainy season.

CBE Question (Oral)

Q- Where do frogs lay their eggs, and what happens to the eggs?

Ans: Frogs lay their eggs in water. After some time, the eggs hatch and tadpoles come out. The tadpoles then grow and change into frogs.

CBE Question (Observation)

Q5. What are the four stages of a frog's life cycle?

Ans. Egg → Tadpole → Froglet → Adult Frog.

Exercise of Pg –71

B.4 **Read the poem again and answer the questions. Check with your teacher for correct answers.** CT

a. *"And plenty of room in the bog."* What does the frog mean by *plenty of room*?

i. The frogs live in rooms.

ii. There are many rooms in the bog.

iii. There is enough space in the bog.

INT

b. *"And I'm hungry for dinner to-day."* The frog says that he is hungry because



i. it is raining.

ii. he has not eaten for days.

iii. he has seen the insects eating weeds.

c. Which word in the poem shows that the frog moved about in water?

i. charming ii. splashed iii. hopped

71

Exercise on text book Pg no -72

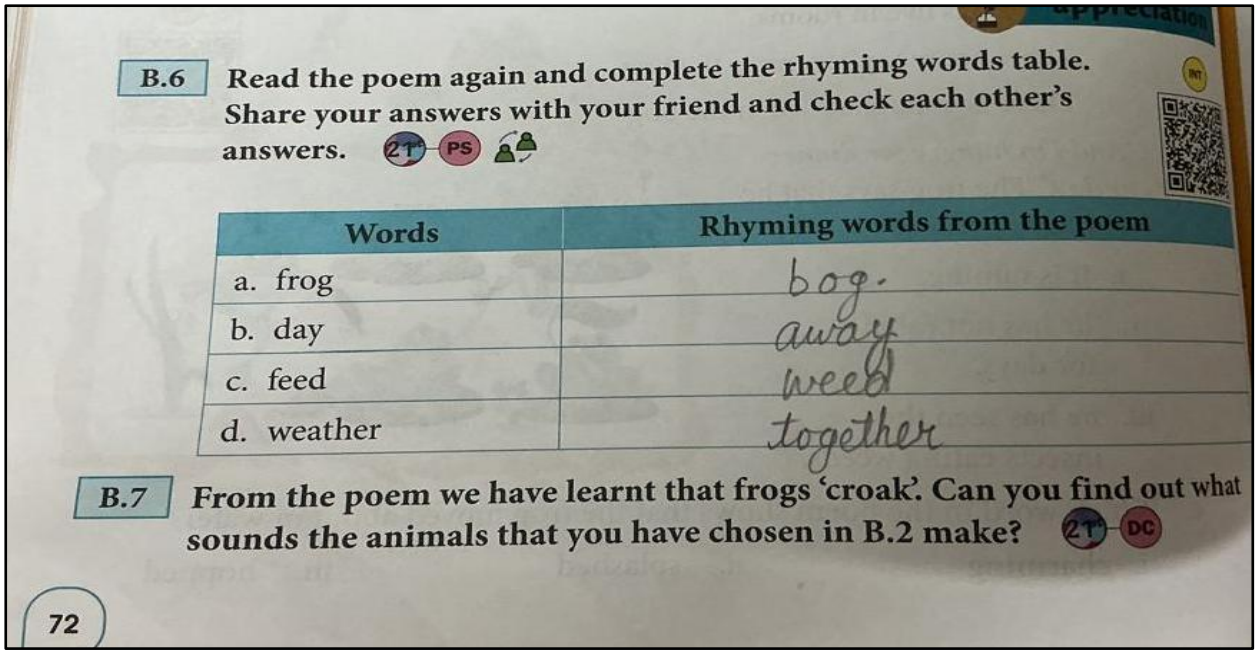

B.6 Read the poem again and complete the rhyming words table. Share your answers with your friend and check each other's answers. 2T PS

Words	Rhyming words from the poem
a. frog	bog.
b. day	away
c. feed	weed
d. weather	together

B.7 From the poem we have learnt that frogs 'croak'. Can you find out what sounds the animals that you have chosen in B.2 make? 2T DC

72

UNIT – 4 SPORTS

4A THE TEAM PLAYER

Reading and Explanation of text book Page no. 77-81

New words : -

1. intelligent 2. teamwork 3. encourage 4. opponents	5. winning 6. comeback 7. teammate

Word *meanings*:-

1. dribbling – moving the ball by small kicks.
2. nimble – quick.
3. stern – strict.
4. pep talk – talk to encourage someone.
5. opponents – players of the other team.

Make sentences:-

1. dribbling – Rahul is dribbling the ball on the field.
2. opponents – Our opponents played very well.
3. comeback – Our team made a great comeback.

Practice work

4. certainly – I will certainly finish my homework.
5. half-time – The players rested during half-time.

II. Answer the following

1. What did Coach Tazi mean by "mighty comeback"?

Ans. It means the team came back strongly and won the match.

2. What was Yapo's role in the mighty comeback?

Ans. Yapo passed the ball to Lindi, who scored the winning goal.

CBE Questions (Oral)

1. Do you think the coach's decision to make Yapo sit during the second half was right**?**

Ans- Yes, I think it was right because Yapo was not passing the ball to his teammates and was wasting chances.

CBE Question (Written)

1. What is the main lesson of the story?

Ans- The story teaches us the importance of teamwork, sharing, and helping others.

CBE Question (Observation)

1. Is the coach of Yapo's team intelligent and understanding?

Ans. Yes, the coach was intelligent and understanding. He taught Yapo the importance of teamwork.

BOOK EXERCISE (Pg- 82-84)

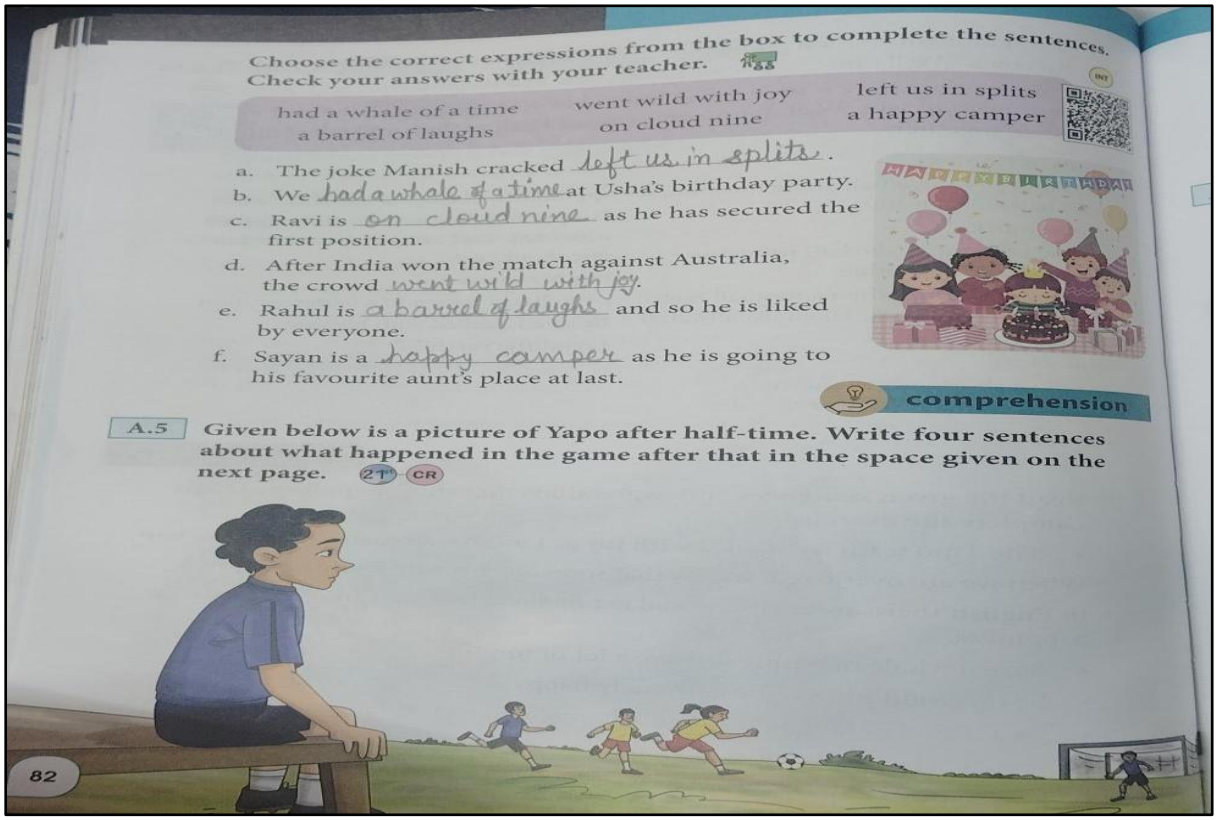

Choose the correct expressions from the box to complete the sentences. Check your answers with your teacher.

had a whale of a time	went wild with joy	left us in splits
a barrel of laughs	on cloud nine	a happy camper

a. The joke Manish cracked left us in splits.
b. We had a whale of a time at Usha's birthday party.
c. Ravi is on cloud nine as he has secured the first position.
d. After India won the match against Australia, the crowd went wild with joy.
e. Rahul is a barrel of laughs and so he is liked by everyone.
f. Sayan is a happy camper as he is going to his favourite aunt's place at last.

comprehension

A.5 **Given below is a picture of Yapo after half-time. Write four sentences about what happened in the game after that in the space given on the next page.** 21st CR

1. Yapo kicked the ball towards the goal.
2. The goalkeeper tried to stop the ball.
3. Yapo scored a goal for his team.
4. His teammates celebrated happily after the goal.

A.6 **Choose the correct answers. Share your answers with your partner and check each other's answers.**

a. The three dribbling movements mastered by Yapo are

✓ i. bicycle kick, elastico, and rainbow flick.

ii. elastico, cryuff turn, and bicycle kick.

iii. elastico, bicycle kick, and step over.



b. The team Yapo played for had

i. only boys in it.

ii. both boys and girls in it.

iii. only girls in it.

c. After half-time, the coach put Yapo on the bench because

i. he was a bad football player.

ii. he couldn't score a goal.

iii. he did not pass the ball and wasted chances for his team.

d. Yapo's teammates were a little scared to play without him because

i. he would feel angry and sad to be left out.

ii. Coach Tazi would scold them if they lost.

iii. Yapo was one of the best players in the team.

INT

83

Tb Pg 84

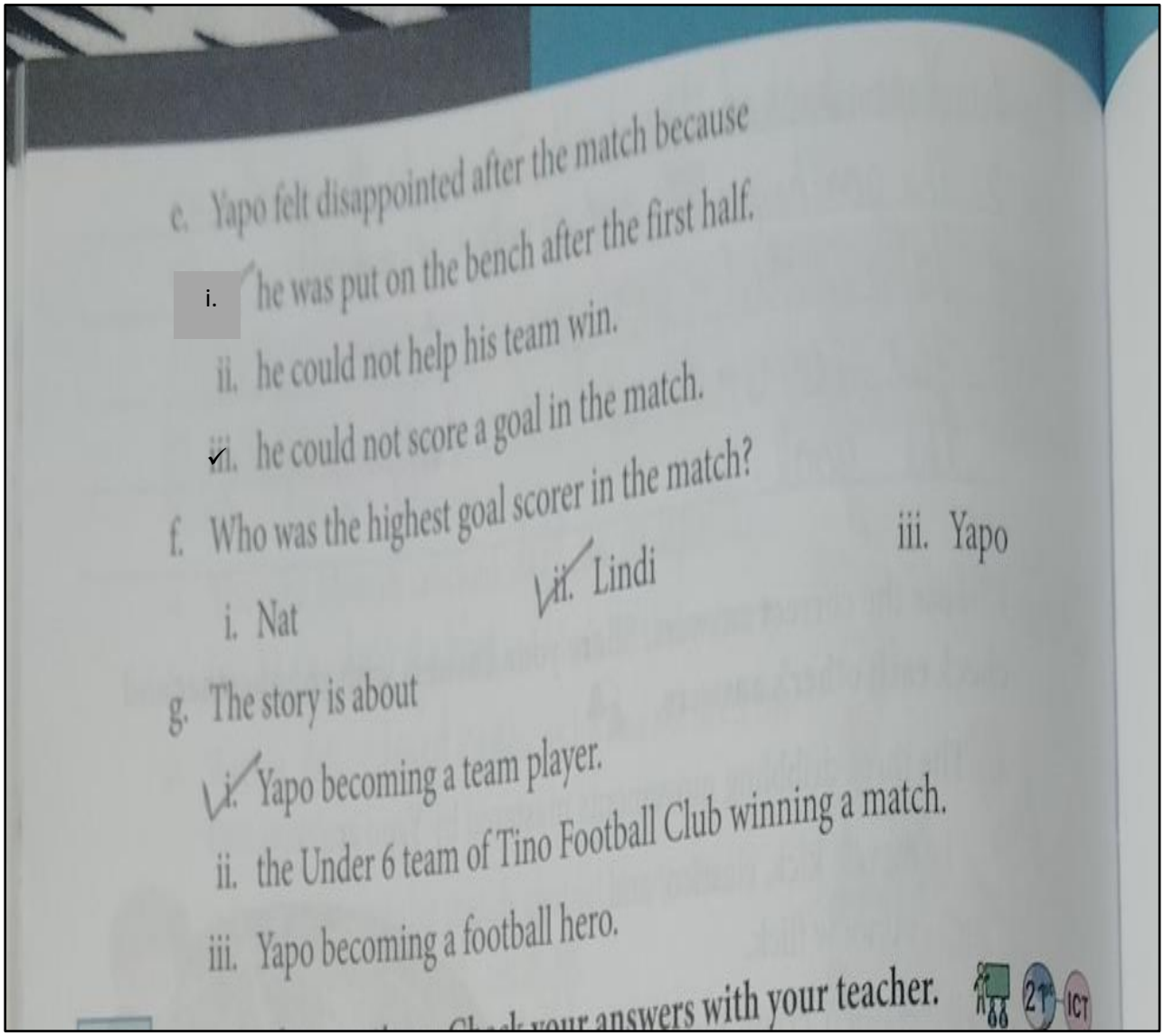

e. Yapo felt disappointed after the match because

i. he was put on the bench after the first half.

ii. he could not help his team win.

iii. he could not score a goal in the match.

f. Who was the highest goal scorer in the match?

i. Nat ii. Lindi iii. Yapo

g. The story is about

i. Yapo becoming a team player.

ii. the Under 6 team of Tino Football Club winning a match.

iii. Yapo becoming a football hero.

Check your answers with your teacher. 21 ICT

English Grammar

LESSON – 10 WAS , WERE

Tb Pg 45-46

10

Was, Were

SCAN AND LEARN



He *was* happy.



They *were* laughing.

The words *was* and *were* are the past tense forms of the verb *be*. They may be used as main verbs or as helping verbs.

As main verbs	As helping verbs
I *was* tired.	Sarita *was writing* a story.
They *were* late.	They *were going* to a party.

Keep in Mind

We use

- *was* with *I*, *he*, *she*, *it*, *everybody*, *somebody*, *nobody*, *everyone*, *someone*, *no one* and singular nouns.
- *were* with *you*, *we*, *they* and plural nouns.

A **Fill in the blanks with the verbs *was* or *were*.**

1. Last year, I ...was..... studying at the Central School.
2. We ...were..... going to the market when the bus broke down.
3. Soha ...was..... hurt, so she started crying.
4. I ...was..... not happy with my result.



45

5. He ...was..... not in school last Friday.
6. They ..were..... the best team of the year.
7. Dhruv ..was..... studying last night.
8. They ...were.... at the beach yesterday.
9. Sanjay ..was..... going with his mother in the car when it started raining.
10. Ms Ekta ...was..... teaching us when one of the students fell from the chair.
11. The students ..were..... thrilled to go out for a picnic.



B **Use *am, is, are, was* or *were* to fill in the blanks in the following sentences.**

1. Yesterday Samik ..was..... tired, so he could not go to the fair.
2. Now I ..am..... a student of class 2.
3. Last year I ....was..... in class 1.
4. They ...were..... studying when I entered the room.
5. Nobody ...was..... absent yesterday.
6. Rita ....is..... helpful and kind, so everyone likes her.
7. Dogs ..are..... faithful animals.
8. The dog ....is..... barking at the stranger when Mr Gupta opened the door.
9. ...Are..... you planning to attend the meeting tomorrow?
10. Where ...were..... you an hour ago?





ACTIVE GRAMMAR

Sentences with *was* and *were*

Your teacher will place a bowl on the table. It will be full of chits. Each chit will have a noun or a pronoun written on it. You have to choose one chit from the bowl and use the noun or the pronoun on it to form a sentence with the verb *was* or *were*. Use *was* for singular nouns and pronouns. Use *were* for plural nouns and pronouns.

Notebook work

L- 10 Was,Were

Was and **were** are past-tense helping verbs used to describe things that happened before now.

Basic Rules

- **Was** is used with singular nouns and pronouns (**I**, **he**, **she**, **it**, **dog**).

- **Were** is used with plural nouns and pronouns (**we**, **they**, **you**, **dogs**).

Fill in the blanks with was or were :

1. They were very happy after winning the match.
2. She was absent from school last Monday.
3. We were tired after the long journey.
4. The sky was full of stars last night.
5. You were late for class this morning.
6. It was raining heavily yesterday.
7. My parents were busy cooking dinner.
8. The children were excited about the school picnic.

LESSON – 11 HAS , HAVE , HAD

Tb Pg 47-48

11 Has, Have, Had



Asif *has* a toy.



We *have* presents for Sanjana.



Rohit *had* a kitten with him yesterday.



I *have* a pet dog.

The verbs *has* and *have* show that something belongs to someone. The verb *had* shows that something belonged to someone.

Keep in Mind

We use

- *has* with *he*, *she*, *it* and singular nouns.
- *have* with *I*, *you*, *we*, *they* and plural nouns.
- *had* with *I*, *she*, *he*, *it*, *they*, *you*, *we*, singular nouns and plural nouns, that is, all types of nouns and pronouns.

47

A Use *has, have* or *had* in the following paragraph.



Neha lives next door. She ...has..... three pets. She ...has..... one dog and two puppies. The dog ...has..... long ears. The puppies ....have..... short ears. Earlier, she ....had..... a fish bowl too. Her parents gave it to her on her birthday last year.

B Fill in the blanks with the verbs *has, have* or *had*.

1. Leela ...has..... a new red dress. She wears it very often.
2. All the boys ....have..... their own cricket bats.
3. Yesterday Raman was absent. He ...had..... fever.
4. Rahul and Roma ...have..... many storybooks. They love reading.
5. He ...has..... a cold. Let him go home.

C Fill in the blanks using the correct verbs from brackets.

SCAN AND LEARN

1. My mother ...has..... (has/have) the car keys.
2. Rajat ...had..... (had/has) two balloons yesterday. Today he ...has..... (have/has) only one.
3. I ...have..... (has/have) five red roses.
4. She ...has..... (has/have) a pet cat named Toto.
5. We ...have..... (has/have) many charts in our classroom.

ACTIVE GRAMMAR

Has or have?

Work in pairs. Talk to your partner and find out what they are carrying in their schoolbags. Write two sentences describing the things in your partner's schoolbag. Then, write two sentences describing the things both you and your partner have in your schoolbag. When your teacher calls out your name, read out the sentences you have made. Each sentence that you write and read out should have *has* or *have* in it.

Notebook work

LESSON – 11 HAS , HAVE , HAD

Fill in the blanks with the correct form of “has,” “have,” or “had.”

1. She has a beautiful dress.
2. I had a lot of homework yesterday.
3. We had a picnic last weekend.
4. He has a big smile on his face today.
5. They have a new puppy.
6. The car had a flat tyre last night.
7. You have a great idea for the project.
8. My friends have an exciting trip planned.

Textbook work

Lesson -21 Fun with Words Tb Pg 91-93

21 Fun with Words

Some words sound alike but have different spellings and different meanings.



sea



see



hair



hare

one	won	here	hear
I	eye	there	their
buy	bye	tail	tale
two	too	buy	by
write	right	raise	rays

A **Fill in the blanks with the suitable words from the pairs given in brackets.**

1. Subodh was talking to ...two... strangers. (two/too)
2. I can't ...see... you. (see/sea)
3. ...I... went to bed at 8 o'clock. (Eye/I)
4. Soon we will ...hear... the bell. (here/hear)
5. Will you ...buy... me an ice cream? (buy/by)
6. He turned ...right... at the corner. (write/right)
7. They lost ...their... pet. (their/there)
8. Do you ...know... him? (know/no)

SCAN AND LEARN

91

B **Find and write at least three small words hidden inside each word given below.**

Hint: Write the letters around the circles to find the hidden words easily.

1. heard 

hear, ear, hard, he, her, herd

2. driver 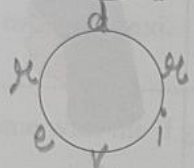
drive, red, den, in, rud

3. pearl 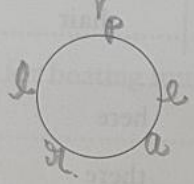
pear, ear, pale, pea, real

C **Give one word for the following phrases. The first letter of each word is given.**

1. green part of a tree — l leaf
2. wanting to eat — h ungry
3. a person who acts — a actor
4. bees make this — h oney
5. an animal that gives us wool — s heep

D **Tick (✓) the opposites of the words in column A among the options given in column B and column C.**

Column A	Column B		Column C	
1. love	☐	admire	☑	hate
2. right	☐	correct	☑	wrong
3. end	☑	start	☐	shut

SCAN AND LEARN

4. vacant	☐	empty	☑	full
5. cheerful	☐	happy	☑	sad

E **The following words have been misspelt. Write them correctly in the given space.**

1. clasroom ...classroom...
2. quean ...queen...
3. hotal ...hotel...
4. kichen ...kitchen...
5. beautifull ...beautiful...
6. freinds ...friends...

F **The incomplete words in column B have meanings similar to the words in column A. Fill in the blanks to complete the words.**

A	B
1. sick	a. i l l
2. street	b. r o a d
3. damp	c. w e t
4. paste	d. s t i c k
5. complete	e. f i n i s h

G **Fill in the blanks in the sentences given below with phrases from the box.**

a loaf of | a glass of | a piece of
a slice of | a pair of | a bunch of

1. Ravi told his brother to get him ...a loaf of... bread.
2. The teacher wanted ...a piece of... chalk to write on the board.
3. Anu wanted ...a slice of... chocolate cake.
4. Saloni was thirsty, so she drank ...a glass of... water.
5. My mother lost ...a bunch of... keys in the hall.
6. Rima wanted to buy ...a pair of... shoes.

Delhi Public School Gandhinagar

Class: II

Academic session (2026-27)

Study Materials

SEPTEMBER: 2026

Subject: ENGLISH

Revision Worksheet

Delhi Public School, Gandhinagar
Half yearly examination 26-27

Class: II	**English Revision worksheet**	**Date: 00.00.2026**
Time: 2 hour		**M. Marks: 40**

Name: _____ Sec: _____ Roll No.: _____

	General Instructions: *(i) All the questions are compulsory.* *(ii) Answer the questions as per the instructions.*	
Q-I.	**Read the passage carefully and answer the following questions:**	
	The Brave Little Ant It was a sunny morning. A small brown ant named Andy was searching for food. He walked near a big green leaf. Suddenly, Andy saw a large drop of sweet honey on the leaf. He wanted to share it with his family. Andy called his friend, Pip. Together, they carried the sweet honey back to their ant hill. All the ants ate the tasty treat together. Andy felt very happy. 	
1.	What was Andy searching for?	
Ans.		
2.	Where did Andy find the drop of honey?	
Ans.		
3.	Who did Andy call to help him?	
Ans.		
4.	Fill in the blanks:	
a)	Andy was a small brown _____.	
b)	They carried the honey back to their ant _____.	
5.	Pick out two nouns from the passage:	
	a) _____ b) _____	

Q-II.	**Choose the correct option for the following:**			
1.	Tinku mistook the bat to be a bird because			
	a. it could fly.			
	b. it had beaks like birds have.			
	c. it chirped like birds.			
2.	What do you think the word fix means in the poem?			
	a. break	b. make	c. mend	
3.	In the sentence "Rohan has three pencils in his box," which word is the adjective?			
	a. three	b. box	c. Rohan	
4.	In the sentence "We played in the park," which word is the pronoun?			
	a. park	b. we	c. the	
5.	Choose the correct verb to complete the sentence.			
	"we_____ playing".			
	a. is	b. are	c. I	
Q-III.	**Choose the correct meaning from the given options for the following:**			
	(together, nocturnal, murmured, break, strolling, calm, tossed, wrong, yawned, snuggling)			
1.	peaceful and quiet			
2.	moved his body uncomfortably			
3.	spoke very softly			
4.	move close to someone and be comfortable			
5.	walking in a slow and lazy manner			
6.	opened the mouth wide when feeling sleepy			
7.	active during night			
8.	break			
9.	with one another			
10.	not right/ mistake			

Q-IV.	**Choose the correct opposite from the words given in the box:**			
	(strong, short, young, thin, bottom, difficult, gentle, poor)			
1.	easy -	5.	top -	
2.	long -	6.	rich -	
3.	fierce -	7.	old -	
4.	thick -	8.	weak -	
Q-V.	**Make sentences using the following words:**			
1.	glow -			
2.	calm -			
3.	dark -			
4.	play -			
5.	something -			
6.	wrong -			
7.	recess -			
Q-VI.	**Fill in the blanks with the correct pronoun:** 			
1.	Rahul is playing. _____ is happy. (He/She)			
2.	The dog is barking. _____ is hungry. (They/It)			
3.	Aman and Riya are friends. _____ play together. (He/They)			
4.	Meena and I are classmates. _____ study together. (she/we)			
Q-VII.	**Underline the correct adjective in the following sentences:**			
1.	He ate a sweet mango. 			
2.	We saw a tall tree.			
3.	The happy boy is smiling.			
4.	I have a new pencil. 			

Q-IX.	**Write any two lines on the picture given below:**	
		
Q-IX.	**Answer the following questions:**	
1.	In the lesson “Good Night Tinku” Tinku goes out into the night alone to make new friends. What does this tell us about him?	
Ans.		
2.	In the lesson “Good Night Tinku” What kind of relationship does Tinku share with his mother?	
Ans.		

3.	In the lesson “Good Night Tinku” Why do we say "Good night"?	
Ans.		
4.	In the lesson “Good Night Tinku” Write the names of the friends Tinku met at night.	
Ans.		
5.	In the poem “A Lost Friend” What does the poem tells you about the speaker?	
Ans.		
6.	In the poem “A Lost Friend” Why do you think the speaker wants to fix his or her relationship with Alex?	
Ans.		
7.	In the poem “A Lost Friend” Who is the poet of the poem?	
Ans.		

Q-X.	**Based on the 'Lesson - Family and Friends', read the passage and answer the following questions:**			
	"Nocturnal animals eat, play and work at night. They rest during the			
	day. You must sleep now. Sleep will give you energy to play with			
	your day time friends tomorrow. Good night, little one!" she said,			
	hugging him tight.			
1.	**Choose the correct answer:**			
a.	_____ animals eat, play and work at night.			
	a) domestic	b) nocturnal	c) cute	
b)	We should sleep early at _____.			
	a) night	b) evening	c) morning	
2.	**Write true or false:**			
a.	Sleep gives us energy. _____			
b.	We should fight with friends. _____			

Delhi Public School, Gandhinagar

Academic session (2026-27)

Class: II

Study Material

AUGUST: 2026

Subject: English

COURSEBOOK

Unit-3 Neighbourhood and Community

L-3(A) Sunday Cleaning (Activity-based)

Reading and Explanation of the Lesson followed with the Textbook page nos. 52 to 56.



NEW WORDS:

1.	noticed	5.	nasty
2.	refuse	6.	arrived
3.	littered	7.	haven
4.	neighbour	8.	delighted

WORD MEANING:

1.	**littered -** spread rubbish on ground
2.	**refuse -** waste material
3.	**nasty -** bad or unpleasant
4.	**delighted -** very pleased
5.	**haven -** a safe or peaceful place

TEXTBOOK EXERCISE

Pg no. 58 & 59

A.6 **Choose the correct answer. Check with your teacher for correct answers.** CT

a. Who are the main characters in this story?

i. the Ali family

ii. the Sen family

iii. Tia and Dadu ✓

b. Why does Dadu think our neighbourhoods are so unclean?

i. People live on roads and footpaths.

ii. People do not care much about the cleanliness of places outside of their homes. ✓

iii. People do not know how to keep anything clean.

c. Why does Dadu think that a *neighbourhood clean-up* is important?

i. It will make his house look better.

ii. It will make the neighbourhood look better.

iii. It will remind all the neighbours of their duties. ✓

d. *That sounds splendid! We'll be there for sure.* Choose the speaker and the correct meaning of *that*.

i. The Guleria family says these sentences. *That* means the neighbourhood clean-up planned for Sunday.

ii. The Ali family says these sentences. *That* means the neighbourhood clean-up planned for Friday. ✓

iii. The Sen family says these sentences. *That* means the neighbourhood clean-up planned for Saturday.

e. All the neighbours readily agreed to Tia and Dadu's suggestion. This tells us that the neighbours were

i. clever.

ii. polite.

iii. active and aware. ✓

CT 21C PS



English Grammar and Composition

LESSON 5 – ADJECTIVES

Reading and Explanation of the Lesson followed with the Textbook page no.s 20 to 24.

Pg no 20.

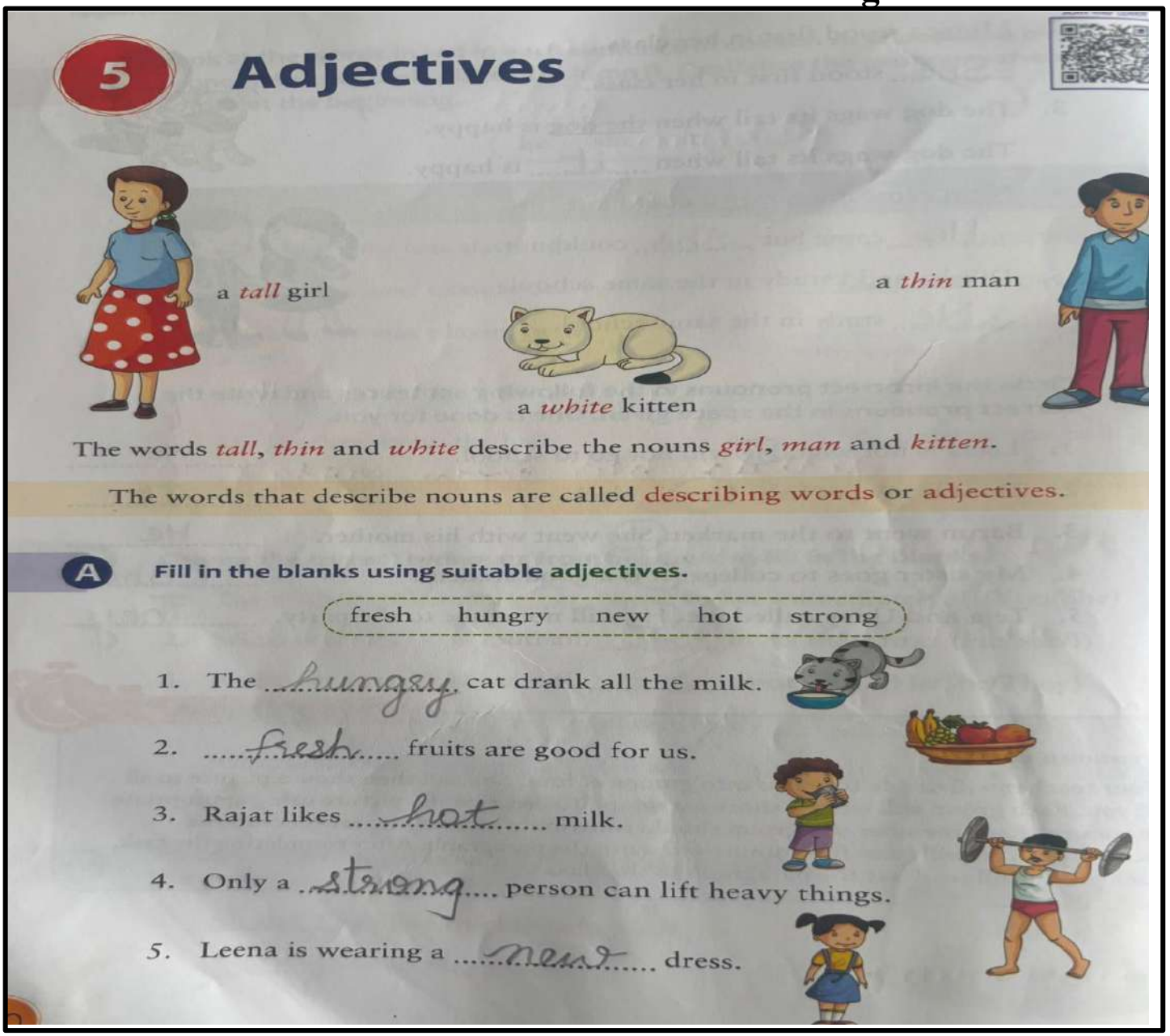

5 Adjectives

a *tall* girl

a *thin* man

a *white* kitten

The words *tall*, *thin* and *white* describe the nouns *girl*, *man* and *kitten*.

The words that describe nouns are called describing words or adjectives.

A **Fill in the blanks using suitable adjectives.**

fresh hungry new hot strong

1. The ...hungry... cat drank all the milk.
2. ...fresh... fruits are good for us.
3. Rajat likes ...hot... milk.
4. Only a ...strong... person can lift heavy things.
5. Leena is wearing a ...new... dress.

B **Rewrite the following sentences using the adjectives given in brackets at suitable places. One is done for you.**

1. I have a ball. (red)



I have a red ball.

2. Mother has a knife. (sharp)



Mother has a sharp knife

3. These are apples. (sweet)



These are sweet apples

4. This is a doll. (lovely)



This is a lovely doll

5. The boy drank all the water. (thirsty)



The thirsty boy drank all the water

C **Fill in the blanks by choosing suitable adjectives from those given in brackets. One is done for you.**

1. The packet is very ....heavy.... (heavy/young)
2. Delhi is a ....big.... city. (round/big)
3. Respecting elders is a ....good.... habit. (good/bad)
4. The giraffe has a ....long.... neck. (long/short)
5. When it rains, the roads get ....muddy.... (dry/muddy)
6. In winter, we like to have ....hot.... drinks. (hot/cold)



D **Rewrite the sentences using the opposites of the underlined adjectives.**

SCAN AND LEARN

1. The table is dirty.

The table is clean

2. Rohan wore new clothes.

Rohan wore old clothes

3. The man in a blue shirt is rich.

The man in a blue shirt is poor

4. Shilpa has long black hair.

Shilpa has short black hair

5. The red box is empty.

The red box is full

E **Write one word for the following phrases. Choose the answer from the bo below. One is done for you.**

courageous greedy sandy costly well-mannered creamy

1. something that costs a lot ....costly....
2. someone who shows a lot of courage ....courageous....

3. a cake full of cream ..creamy..
4. a person full of greed ..greedy..
5. a beach full of sand ..sandy..
6. someone who has good manners ..well-mannered

F **Complete the adjectives. All the words end in -y.**

1. opposite of light (weight) h..e..a..v..y
2. not clean d..i..r..t..y
3. not difficult e..a..s..y
4. a large number m..a..n..y
5. very small t..i..n..y
6. not wet d..r..y
7. opposite of *full* e..m..p..t..y



G **Write the opposites of the following words. Choose the answers from the words given in the box. One is done for you.**

sad thin short difficult small
bottom strong young poor gentle

1. fierce ..gentle..
2. thick ..thin..
3. happy ..sad..
4. big ..small..
5. old ..young..
6. top ..bottom..
7. long ..short..
8. rich ..poor..
9. weak ..strong..
10. easy ..difficult..

P.W

H **Write the names of the colours that are generally used to describe these things.**

SCAN AND LEARN

1. leaf .....
2. blood .....
3. chocolate .....
4. lemon .....
5. milk .....
6. ash .....

P.W

I **Some animals are described below. Read the clues and write the names of the animals in the blank spaces. Also circle the adjectives in the sentences.**

1. It is a (pet) animal. It is very (faithful) and wags its tail when it is (happy). It is a ..dog..
2. It is a fierce animal. It is strong and is called the king of the jungle. It has thick golden hair on its head. It is a .....
3. It is a big beautiful bird. It has a crown on its head. It comes out in the rain. It is a .....
4. It is a naughty animal. It jumps on trees. It copies human beings. It is a .....
5. It is a huge animal. It has a long nose and big ears. It loves bananas and sugar cane. It is an .....



<u>Adjectives</u> –The words that describe nouns are called describing words or adjectives.

EX- I Circle the adjectives.

1. The <u>red</u> balloon is flying high
2. She wore a <u>beautiful</u> dress.
3. The <u>tall</u> man opened the door.
4. We saw <u>tiny</u> ants in the park.
5. The <u>cold</u> water splashed on my face.

EX-II Choose the correct adjective from the box to complete each sentence.

big	sweet	long	green	hot

1. I ate a **<u>sweet</u>** mango.
2. The **<u>green</u>** frog jumped into the pond.
3. We saw a **<u>big</u>** elephant at the zoo.
4. Sia has **<u>long</u>** hair.
5. My tea is very **<u>hot</u>**.

LESSON 7 – COMPARISON

Reading and Explanation of the Lesson followed with the Textbook page no.s 36 to 38

Pg no. 36

7 Comparison



Ravi is *taller* than Rohan.



The snake is *longer* than the worm.

Some adjectives help us compare two things and say how they differ from each other. These adjectives generally end with *-er*.

A **Complete the sentences with suitable adjectives.**

smaller taller longer older



1. The man is .....taller..... than the boy.



2. A chair is .....smaller..... than a bed.



3. Yamini is .....older..... than her brother.



4. A rabbit has .....longer..... ears than a cat.

B **Choose suitable adjectives from the box and complete the following sentences.**

deepest longest coldest cleverest shortest fastest

1. Yesterday was the ...coldest... day of this winter.
2. Don't swim in the ...deepest... part of the pool.
3. The ...cleverest... contestant will win the quiz.
4. The ...fastest... girl won the race.
5. Pick up the ...shortest... pencil from the bunch.
6. I took the ...longest... jump.

SCAN AND LEARN

Look at the pictures. Fill in the blanks with the correct adjectives from brackets.



1. The ...longest... pencil has stripes on it. (longest/longer)





2. A table is ...smaller... than a wardrobe. (smaller/smallest)





3. A horse is ...faster... than a donkey. (faster/fastest)

4. The trophies on the ...lowest... shelf are mine. (lowest/low)



5. A car is ...lighter... than a bus. (lighter/lightest)





Complete the table.

Adjectives	-er	-est
1. nice	...nicer...	...nicest...
2. ...fine...	finer	...finest...
3. ...bright...	...brighter...	brightest
4. close	...closer...	...closest...
5. ...neat...	neater	...neatest...
6. ...smart...	...smarter...	smartest

LESSON 9 – Is, Am, Are

Reading and Explanation of the Lesson followed with the Textbook page no.s 42 to 44.

Pg no 43

A **Fill in the blanks with the verbs is, am or are.**

SCAN AND LEARN

1. Mumbai ...is... a very big city.
2. We ...are... the students of Happy School.
3. You ...are... drinking orange juice.
4. He ...is... a naughty boy.
5. I ...am... writing in my notebook.
6. The boys ...are... playing football.



B **Rewrite the following sentences by replacing the underlined verbs with the correct ones.**

1. There <u>is</u> many animals in the zoo.

   There are many animals in the zoo.

2. A dog <u>are</u> under the table.

   A dog is under the table

3. There <u>is</u> many puppies playing in the park.

   There are many puppies playing in the park

4. Mr Khan <u>are</u> my English teacher.

   Mr. Khan is my English teacher.

5. I <u>is</u> going to play tennis.

   I am going to Play tennis.

6. Everybody <u>am</u> studying for the test tomorrow.

   Everybody is studying for the test tomorrow

7. Someone <u>are</u> knocking at the door.

   Someone is knocking at the door.

Use *is* or *are* in the following sentences.



1. The cat ....is..... under the chair.



2. Some books ...are.. on the table.



3. The fruits ...are.. in the bowl.



4. The children ...are.. making a lot of noise.



5. Some birds ...are.. sitting on the branch.



6. A boy ....is..... running.



7. My brother ....is..... colouring with crayons.



8. The geese ...are.. swimming in the lake.



EX- I Choose <u>is, am, are</u> to complete each sentence.



1. Boys **<u>are</u>** happy today.
2. I **<u>am</u>** ready for school.
3. It **<u>is</u>** raining outside.
4. The dogs **<u>are</u>** barking loudly.
5. She **<u>is</u>** reading a book
6. I **<u>am</u>** eating mango.

EX- II Underline the correct option.

1. I is / <u>am</u> hungry
2. He are / <u>is</u> my brother
3. You am / <u>are</u> very pretty.
4. Where <u>is</u> / are my bag?

Delhi Public School Gandhinagar

Academic session (2026-27)

Class: II

Study Material

JULY: 2026

Subject: English

COURSEBOOK

UNIT -2 FAMILY AND FRIENDS

Ch- 2(A) Making Friends (Goodnight Tinku!)

★**Reading and explanation of the lesson followed with the Textbook page nos. 24 to 28.**



1. NEW WORDS :

1.	bright	4.	firefly
2.	moonlit	5.	bushes
3.	tummy	6.	tossed

2.WORD MEANING:

1.	**murmured** – spoke very softly
2.	**strolling**- walking in a slow and lazy manner
3.	**tossed** - moved his body uncomfortably
4.	**yawned** – opened the mouth wide when feeling sleepy
5.	**snuggling** – move close to someone and be comfortable
6.	**nocturnal** – active during night
7.	**calm** – peaceful and quiet

3. Make sentence:

1.	**glow –** The fireflies glow at night.
2.	**dark –** The dark night was full of stars.
3.	**calm –** This garden is a calm place.

4. ANSWER THE FOLLOWING QUESTIONS:

Q1. Tinku goes out into the night alone to make new friends. What does this tell us about him?
Ans. This tells us that Tinku is not afraid and he is eager to meet new people.

Q2. What kind of relationship does Tinku share with his mother?
Ans. Tinku shares a relationship of trust and love with his mother.

CBE (WRITTEN):

Q1 Write the names of the friends Tinku met at night.
Ans. Tinku met a firefly, a bat, a fox an owl, and a cricket at night.

Q2. Why do we say "Good night"?
Ans. To wish someone before sleeping.

CBE (OBSERVATION):

Q1. Name some nocturnal animals.
Ans. Firefly, owl, fox, bat

CBE (ORAL):

1. Which animal glow at night?
Ans. Firefly**.**

2. Was Tinku happy after making new friends?
Ans. Yes, Tinku was happy after making new friends.

Textbook Exercise

Pg no. 30

A.5 **Choose the correct answer from among the options. Share your answers with your partner and check each other's answers.** CT

a. Tinku is
- ✓ i. a dog.
- ii. an ox.
- iii. a sheep.

b. The moon in this story has been compared to
- i. the sun.
- ii. a smiling star.
- ✓ iii. a smiling person.

c. Tinku mistook the bat to be a bird because
- ✓ i. it could fly.
- ii. it had beaks like birds have.
- iii. it chirped like birds.



d. The friends Tinku made at night were
- i. a bat, a wild dog, an owl and a cricket.
- ii. a bat, a lion, an owl and a cricket.
- ✓ iii. a bat, a fox, an owl and a cricket.

e. *Night is not a lonely place, Ma.* Tinku says this because
- i. all his day-time friends came to play with him at night.
- ✓ ii. he made many nocturnal friends at night.
- iii. he could chat with his mother during the night.

f. Tinku is not
- i. a farm animal.
- ii. a friendly animal.
- ✓ iii. a nocturnal animal.

30

Ch-2(B) A LOST FRIEND

(Poem- SOMETHING I DID)

Reading and explanation of the lesson followed with the textbook page nos. 38 to 39.



1. NEW WORDS:

1.	something	4.	wrong
2.	fix	5.	together
3.	recess	6.	wish

2. WORD MEANING:

1.	**recess-** break
2.	**together –** with one another
3.	**wrong-** not right/ mistake

3. MAKE SENTENCE:

1.	**something-** There is <u>something</u> in my bag.
2.	**wrong-** My answer is <u>wrong.</u>
3	**recess-** I met my teacher in <u>recess.</u>
4	**play-** We <u>play</u> in the garden.

4. ANSWER THE FOLLOWING QUESTIONS:

Q1. What does this poem tell you about the speaker?
Ans. The poem tells us that the speaker is nice and friendly and ready to learn from his mistakes.

Q2. Why do think the speaker wants to fix his or her relationship with Alex?
Ans. The speaker wants to fix things with Alex because he cares about him. He feels sorry for what he did and wants to get his friend back**.**

CBE (WRITTEN):

1. Who is the poet of this poem?
Ans. Janet Wong is the poet of this poem**.**

2. When we make a mistake, we say _____.
Ans. Sorry

CBE (OBSERVATION):

1. What are the rhyming words in the poem?
Ans. me – maybe say – play do – knew

CBE (ORAL):

1. For whom the speaker feeling sorry?
Ans. For his friend

Textbook Exercise

Pg no. 39 & 40

comprehension

B.3 **Choose the correct answers. Then share your answers with your partner and check each other's answers.** CT

a. Who is the speaker speaking to in this poem?

i. Alex

ii. his parent

iii. himself ✓

39

b. What do you think the word *fix* means in the poem?



i. break

ii. make

iii. mend ✓

c. The word *something* is repeated in the poem because

i. the speaker is not sure about what has upset Alex. ✓

ii. the speaker thinks nothing important has upset Alex.

iii. the speaker is too shy to say what has upset Alex.

INT

English Grammar and Composition

LESSON-4 PRONOUNS

Reading and explanation of the lesson followed with the textbook page no.s 16 to 19.

Pg no. 17

P.W

A Match the nouns in column A with the correct pronouns in column B.

A	B
1. Rahul	a. it
2. Mani and Akhil	b. she
3. my sister, mother and I	c. they
4. Prabha	d. we
5. a dog	e. he

SCAN AND LEARN

B Underline the pronouns in the following sentences.

1. She put on a new frock.
2. He gave me the books.
3. I gave him a pair of shoes.
4. It is raining.
5. We went to meet Rajat's grandfather.





C **Look at the words in red in each sentence in column A. Choose the best pronoun to take their place in column B. Capitalize the pronoun when it comes at the beginning.**

he she it

A	B
1. Our dog Toto was sleeping.	a. ...It..... was sleeping.
2. My mother sent us outside.	b. ....She... sent us outside.
3. My brother was playing with a toy.	c. .....He..... was playing with a toy.
4. The ball was big.	d. .....It..... was big.
5. My brother threw the ball.	e. .....He..... threw the ball.
6. My sister caught the ball.	f. .....She..... caught .....it.....

D **Choose the correct pronouns from brackets to fill in the blanks.**

1. The teacher called me. .....I..... went to her immediately. (I/You/She)
2. Selina wants to play football. .....She..... loves the game. (He/She/I)
3. Radha will not go to school. .....She..... is not well. (He/She/They)
4. The dog was happy when we played with .....it...... (it/she/he)
5. Mrs Naidu said to Mohan, 'Mohan, ...You..... are a good boy!' (we/you/they)

E **Write the correct pronouns in the blanks to replace the underlined nouns.**

1. Ali and Toby like to play volleyball.
   .....They..... like to play volleyball.



2. Monica stood first in her class.

   ...She... stood first in her class.



3. The dog wags its tail when the dog is happy.

   The dog wags its tail when ....it..... is happy.

4. Nitin came but Supriya could not.

   ....He..... came but ...She..... could not.



5. Diksha and I study in the same school.

   .....We..... study in the same school.

F **Circle the incorrect pronouns in the following sentences and write the correct pronouns in the space given. One is done for you.**

1. Leela is not well. He will not go to school. ..... She .....
2. Dora is my pet fish. They is black. ..... It .....
3. Barun went to the market. She went with his mother. ..... He .....
4. My sister goes to college. It is a good student. ..... She .....
5. Teja and Uday called me. He will not come to the party. ..... They .....



EX-1: Underline the pronoun in each sentence.

1. She is my best friend.

2. We are going to the park.

3. He loves to read books.

4. They have a big dog.

5. You are my best friend.

EX.2: Fill in the blanks with the correct pronoun.

(He, It, They, We)

1. My father is a doctor. He helps sick people.

2. The cat is sleeping. It is on the sofa.

3. Rohan and Mohan are brothers. They play cricket.

4. My friends and I are going to school. We are happy.



LESSON-8 VERBS

Reading and Explanation of the Lesson followed with the Textbook page no.s 39 to 41.

Pg no. 39

8 Verbs

SCAN AND LEARN



Ali *sleeps* for long hours.



Rachna *runs* fast.



Kapil *eats* fruits.

The words *sleeps*, *runs* and *eats* tell us what Ali, Rachna and Kapil do. They are called verbs.

Verbs tell us what people, animals or things do.

A Underline the verbs in the following sentences.

1. A hen lays eggs.
2. Mrs Mehta teaches us English.
3. Ronnie likes mangoes.
4. A farmer works in the field.
5. Sagar runs very fast.



B Tick (✓) the suitable verbs in the following sentences.

1. A horse (brays/gallops) in the field. ✓
2. A baby (crawls/sleeps) in a cot. ✓
3. A monkey (jumps/walks) from one tree to another. ✓
4. Sahil (plays/sings) cricket in the evening. ✓
5. A student (draws/dances) in her sketchbook. ✓



C Look at the picture and complete the sentences with the verbs given in the box below.

hiding pushing playing running
skipping enjoying sitting



This is a park in Pushpa Vihar. It is evening time. Some children are ....playing.... with a ball. A man is .....pushing.. a pram with his baby in it. Two women are ....sitting..... on the bench. Some boys are ....running... on the grass. A little girl is ...skipping... rope. Two boys are ....hiding..... behind a bush. They are all .....enjoying... themselves.

D Some nouns (naming words) and verbs (doing words) are given in the two boxes below. Choose the correct ones and fill in the blanks. Take the help of the pictures. One is done for you.

nouns
rope teeth hair horse apple branch

verbs
combing brushing riding skipping cutting sitting

1. Rahul is ..brushing.. his ...teeth....



2. Sonali is ...combing..... her ...hair.....



3. Reena is ....skipping... a .....rope.....



4. Amit is ....riding... a ....horse.



5. The owl is ....sitting..... on a ....tree.....



6. Mr Mehta is .....cutting.... an ....apple.





EX.1: Circle the verb in the given sentences.

1.The bird flies in the sky.

2. Riya reads a storybook.

3. The baby cries loudly.

4. My father drives a car.

Ex. 2 Fill in the blanks with correct verbs.
(eat, run, sing, sleep, jump)

1. The baby likes to _sleep_ early.

2. Birds _sing_ in the morning.

3. I _eat_ an apple every day.

4. The boys _run_ fast in the race.

5. Cats can _jump_ very high.

Delhi Public School Gandhinagar

Academic Session (2026-27)

Class:II

Study Material

JUNE: 2026

Subject: English

COURSEBOOK

Unit-1 Going to School

Ch-1 (B) First Day of School (My Dog and the First Day of School) - Poem

Reading and Explanation of the Lesson followed with the Textbook page nos. 16 and 17.



Q1.NEW WORDS.

1. hugged
2. good-bye
3. imagine
4. surprise
5. outside
6. shock
7. roam
8. paws

Q2. WORD MEANINGS.

1. hugged - held someone close

2. roam - move about without anything to do.

3. shock – a sudden feeling of surprise or fear.

4. imagine - make a picture or idea in your mind.

Q3. MAKE SENTENCES.

1. happy - I am **happy** to meet my friend.
2. outside - My sister is playing **outside.**
3. hug - I **hug** my parents every day.

Q4: ANSWER THE FOLLOWING QUESTIONS.

1. Who is the speaker in the poem?
Ans- The speaker is a school-going child.

2. Who is the poet of the poem?
Ans- Denise Rodgers

CBE (WRITTEN)

1. Write the rhyming words.
   a) home – roam
   b) cry – goodbye
   c) surprise – eyes
   d) pen – ten
   e) glass – class

2. What did the speaker tell the dog to do?
Ans- Stay at home.

CBE (OBSERVATION)

1. Where was the dog standing?
Ans-The dog was standing outside the class.

CBE (ORAL)

1. What lesson do we learn from the poem?
Ans- We should love and care for pets.

Textbook Exercise

Pg no. 16

1B First Day of School

warm-up

21st PS

B.1 Look at the pictures and match them to the sentences.

a. 

b. 

c. 

d. 

e. 

f. 

i. Run! (f)

ii. Show your tongue. (d)

iii. Lie down on your back. (b)

iv. Show your paws. (a)

v. Sit down! (e)

vi. Stop digging! (c)

comprehension

B.3 Complete the chart. CT

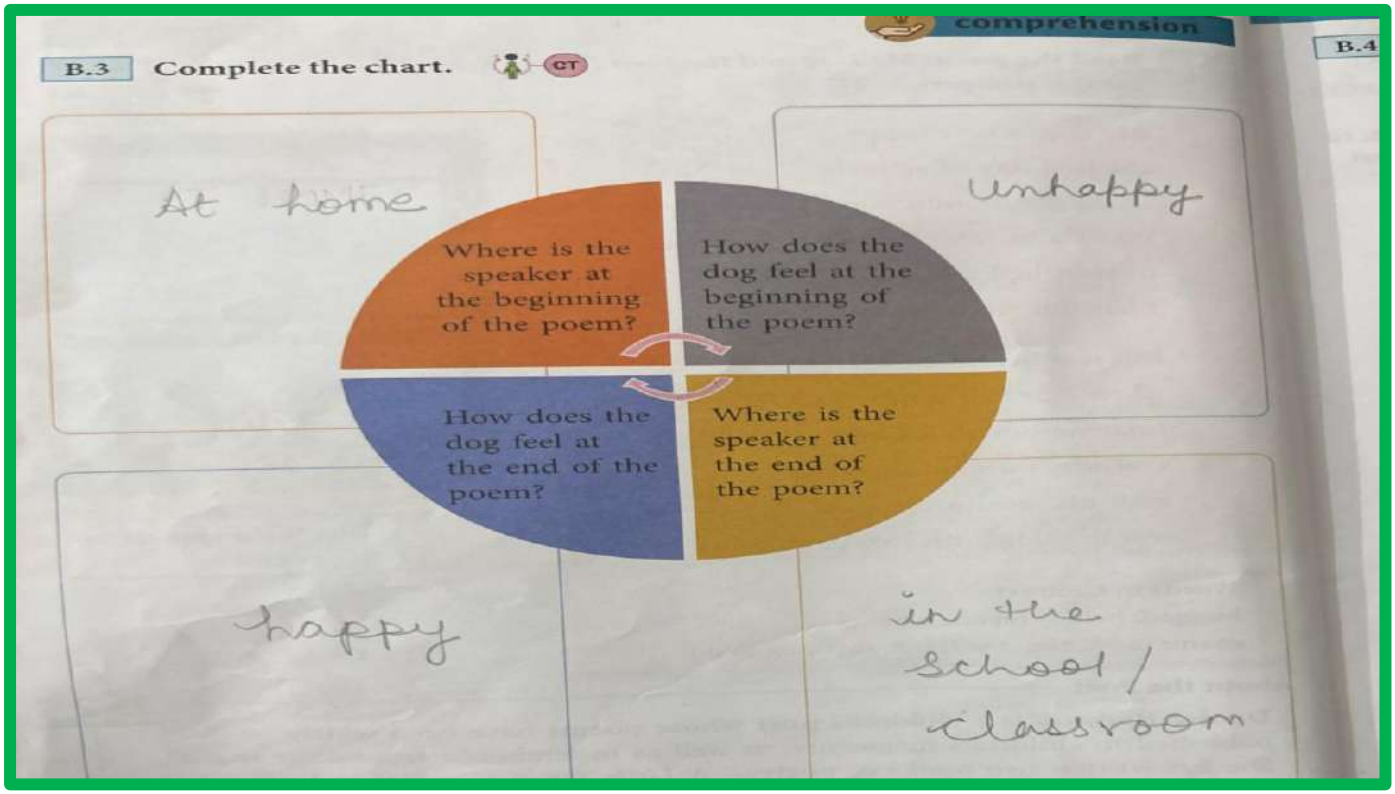

B.4 **Choose the correct answers. Then share your answers with your friend and check each other's answers.** CT

a. Why was the dog not happy at the start of the poem?
   i. The speaker does not give the dog its favourite food.
   ✓ ii. The speaker leaves the dog at home and goes to school.
   iii. The dog is unwell.
   iv. The dog has to go to school.

b. Why was the speaker trying *not to cry*?
   i. she was leaving his home for school
   ii. she was scared of her teachers
   ✓ iii. she felt bad leaving her dog behind
   iv. her mother had scolded her



c. In the lines below, whom does the word *our* talk about?

But just before ten
when I picked up my pen,
Imagine our shock and surprise!

   ✓ i. the girl and her classmates
   ii. the girl and her family
   iii. the girl and her teacher
   iv. the dog and its friends

INT



English Grammar and Composition

LESSON 3 - NOUNS : MALE AND FEMALE.

Reading and Explanation of the Lesson followed with the Textbook page no.s 13 to 15.

Pg no. 13

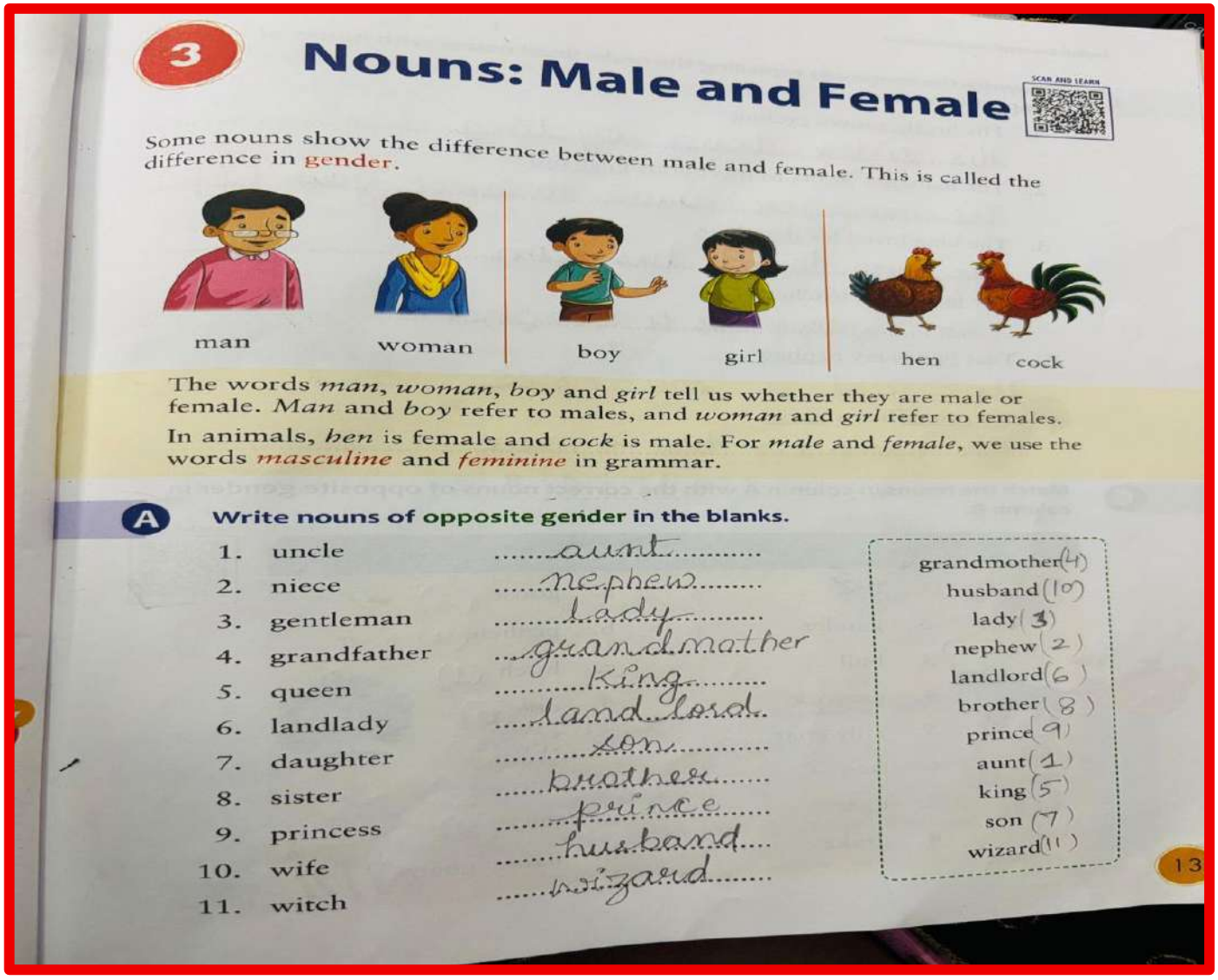

3 **Nouns: Male and Female**

Some nouns show the difference between male and female. This is called the difference in gender.

man woman boy girl hen cock

The words *man*, *woman*, *boy* and *girl* tell us whether they are male or female. *Man* and *boy* refer to males, and *woman* and *girl* refer to females.

In animals, *hen* is female and *cock* is male. For *male* and *female*, we use the words *masculine* and *feminine* in grammar.

A **Write nouns of opposite gender in the blanks.**

1. uncle ..... aunt .....
2. niece ..... nephew .....
3. gentleman ..... lady .....
4. grandfather ..... grandmother .....
5. queen ..... King .....
6. landlady ..... landlord .....
7. daughter ..... son .....
8. sister ..... brother .....
9. princess ..... prince .....
10. wife ..... husband .....
11. witch ..... wizard .....

grandmother (4)
husband (10)
lady (3)
nephew (2)
landlord (6)
brother (8)
prince (9)
aunt (1)
king (5)
son (7)
wizard (11)

13

Pg no. 14

English Grammar and Composition

B Rewrite the sentences replacing the underlined nouns with nouns of opposite gender.

1. His brother loves cycling.
   His sister loves cycling
2. The manager wants to meet your husband.
   The manager wants to meet your wife
3. The king loved his daughter.
   The king loved his son
4. Her father is a teacher.
   Her mother is a teacher
5. That boy is my nephew.
   That girl is my niece
6. The prince has a horse.
   The princess has a mare

C Match the nouns in column A with the correct nouns of opposite gender in column B.

A		B	
1.	dog	a.	goose (2)
2.	gander	b.	peahen (4)
3.	bull	c.	bitch (1)
4.	peacock	d.	doe (6)
5.	billy goat	e.	cow (3)
6.	stag	f.	tigress (7)
7.	tiger	g.	duck (8)
8.	drake	h.	nanny goat (5)

Pg no. 15

D Read the nouns given below as clues. Then solve the crossword using nouns of opposite gender.

Across →
1. lioness
2. mare
3. sister
4. cock
5. niece

Down ↓
2. wife
4. she
6. brother
7. ram











Q1-Write the opposite gender of the following:

MASCULINE	**FEMININE**
man	woman
uncle	aunt
sir	madam
actor	actress
father	mother
god	goddess
brother	sister
gander	goose

DELHI PUBLIC SCHOOL GANDHINAGAR

ACADEMIC SESSION (2026-27)



Sample Notebook

Subject: English





Level Up Vantage

Coursebook



Detailed Contents

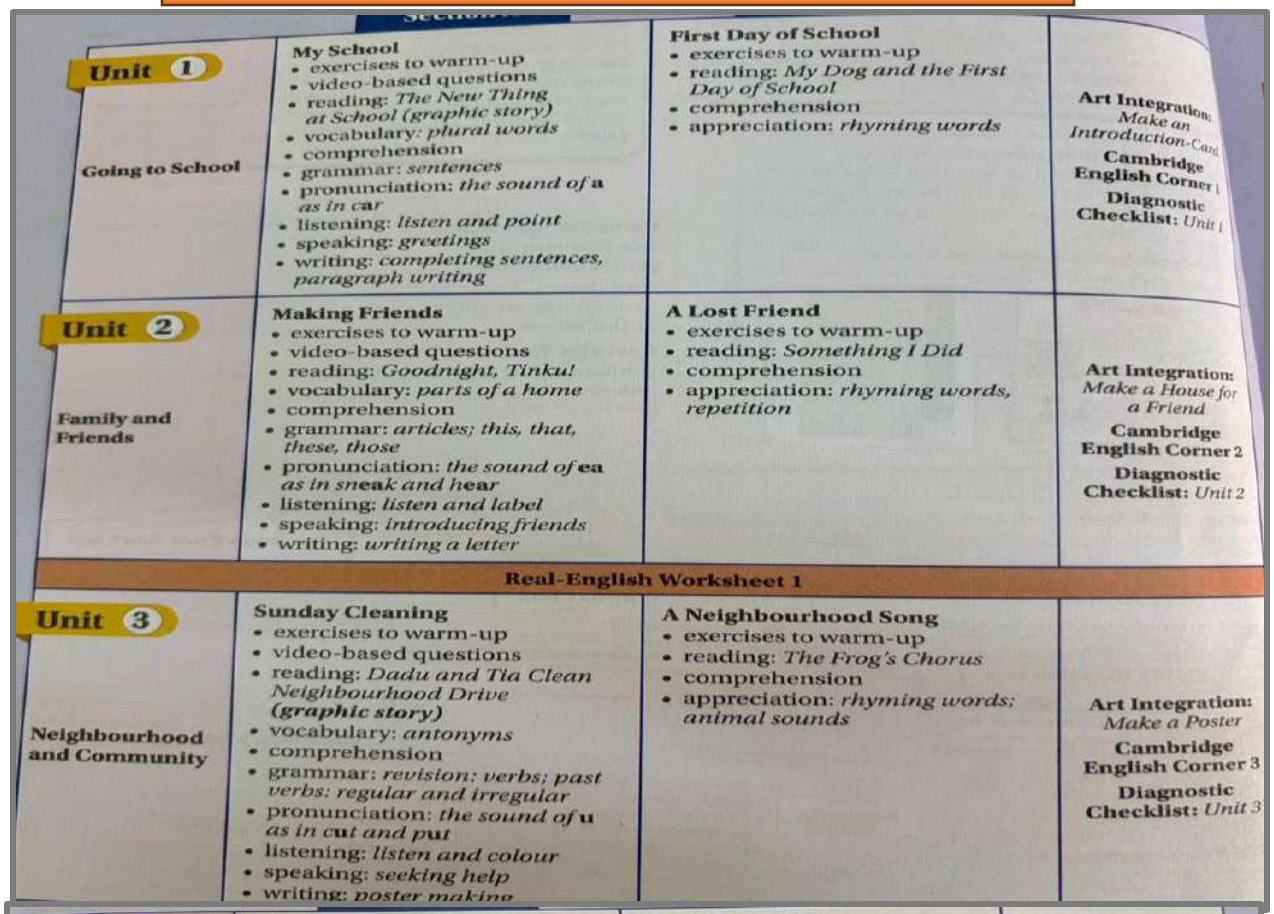

Unit 1 **Going to School**	**My School** • exercises to warm-up • video-based questions • reading: *The New Thing at School (graphic story)* • vocabulary: *plural words* • comprehension • grammar: *sentences* • pronunciation: *the sound of* **a** *as in* **car** • listening: *listen and point* • speaking: *greetings* • writing: *completing sentences, paragraph writing*	**First Day of School** • exercises to warm-up • reading: *My Dog and the First Day of School* • comprehension • appreciation: *rhyming words*	**Art Integration:** *Make an Introduction-Card* **Cambridge English Corner 1** **Diagnostic Checklist:** *Unit 1*
Unit 2 **Family and Friends**	**Making Friends** • exercises to warm-up • video-based questions • reading: *Goodnight, Tinku!* • vocabulary: *parts of a home* • comprehension • grammar: *articles; this, that, these, those* • pronunciation: *the sound of* **ea** *as in* **sneak** *and* **hear** • listening: *listen and label* • speaking: *introducing friends* • writing: *writing a letter*	**A Lost Friend** • exercises to warm-up • reading: *Something I Did* • comprehension • appreciation: *rhyming words, repetition*	**Art Integration:** *Make a House for a Friend* **Cambridge English Corner 2** **Diagnostic Checklist:** *Unit 2*
Real-English Worksheet 1			
Unit 3 **Neighbourhood and Community**	**Sunday Cleaning** • exercises to warm-up • video-based questions • reading: *Dadu and Tia Clean Neighbourhood Drive* ***(graphic story)*** • vocabulary: *antonyms* • comprehension • grammar: *revision: verbs; past verbs: regular and irregular* • pronunciation: *the sound of* **u** *as in* **cut** *and* **put** • listening: *listen and colour* • speaking: *seeking help* • writing: *poster making*	**A Neighbourhood Song** • exercises to warm-up • reading: *The Frog's Chorus* • comprehension • appreciation: *rhyming words; animal sounds*	**Art Integration:** *Make a Poster* **Cambridge English Corner 3** **Diagnostic Checklist:** *Unit 3*
Unit 4 **Sports**	**The Team Player** • exercises to warm-up • video-based questions • reading: *Yapo Saves the Day* • vocabulary: *expressions that show happiness* • comprehension • grammar: *the future with 'will'* • pronunciation: *the sound of* **ch** *as in* **chip**; *the sound of* **sh** *as in* **ship** • listening: *listen and tick* • speaking: *talking about abilities* • writing: *shape poem*	**Fun with Football** • exercises to warm-up • reading: *What You Can Do with a Football* • comprehension • appreciation: *rhyming words*	**Art Integration:** *Make a Toy Football* **Cambridge English Corner 4** **Diagnostic Checklist:** *Unit 4*
Unit 5 **Adventure and Imagination**	**Adventure** • exercises to warm-up • video-based questions • reading: *Adventures of Tim Rabbit* • vocabulary: *synonyms* • comprehension • grammar: *adverbs; conjunctions* • pronunciation: *initial blends:* **bl** *and* **cl** • listening: *listening for information* • speaking: *giving instructions* • writing: *describing a visual*	**Imagination, Dreams and Creativity** • exercises to warm-up • reading: *The Land of Story-Books* • comprehension • appreciation: *rhyming words*	**Art Integration:** *Make a Paper Aeroplane* **Cambridge English Corner 5** **Diagnostic Checklist:** *Unit 5*
Real-English Worksheet 2			
Competency Review Assessment			
Revision Worksheet			

Coursebook

Unit-1 Going to School

Chapter 1A MY SCHOOL (The New Thing at School)

Reading and Explanation of the Lesson followed with the Textbook page nos.1 to 5



Q1: NEW WORDS.

1) poster
2) classroom
3) teacher
4) computer
5) picture
6) videos
7) subject
8) mother

Q2: WORD–MEANINGS.

1. Subjects	topics to study.
2. beautiful	pretty.
3. school	a place to study.

Q3: MAKE SENTENCES.

1. new – My car is **new**.
2. beautiful – My mother is very **beautiful.**
3. book – This **book** has many pages.
4. games – I like to play **games**.

Q4: ANSWER THE FOLLOWING QUESTIONS.

1. What was the surprise waiting for Muthu and his classmates?

Ans. The surprise was a new computer in the classroom.

2. What did Priya bring to school on the first day?

Ans. Priya bought a book that her mother had given her.

3. How do computers help us?

Ans. We can see videos of different things, draw and color pictures and play games on computer.

CBE (WRITTEN)

1) How do you greet your teacher in the morning?



Ans- Good morning, ma'am!

2) Which thing will you use to play the games?

Ans- Computer/ mobile phones.

CBE (ORAL)

1) Do you think that computer games can help us study? Why/Why not?

Ans- Computer games can help us learn new things and solve problems, but we should play less and study more.

CBE (OBSERVATION)

1) Name the three things you find in your classroom?

Ans) Chair, table and **blackboard**

2) How did you feel on the first day of your school?

Ans- happy/excited/nervous.





Textbook Exercise

Pg no 8

A.6 **Match the pictures of the characters with their dialogues from the story.**

CT









a. What is it? Is it a new poster?

b. I think we can use it whenever our teachers want to show us videos.

c. They will help you learn more about your subjects.

d. Yes, and there are so many new things to learn from it.

A.7 **Choose the best answer. Share your answers with your partner and check each other's answers.** CT

a. Where is the story set?

i. inside a library
ii. inside a classroom
iii. inside an assembly hall
iv. inside a computer lab

b. In which class do the students study?

i. class 1
ii. class 3
iii. class 2
iv. class 4



c. Which day of the school year is the story about?

i. day before summer holidays
ii. last day of the school year
iii. first day after summer holidays
iv. first day of the school year

d. Which of these things does Miss Vandana use in her class?

i. posters, whiteboard, books, and a computer
ii. posters, toys, a piano, and books
iii. whiteboard, a computer, a piano, and books
iv. posters, books, toys, and a computer

e. Which of the following do you think you cannot bring to a classroom?

i. a notebook
ii. a pet
iii. a book
iv. a lunchbox

A.8 **Say whether the following statements are true (T) or false (F). Then, refer to the story and check your answers.** CT

a. Muthu does not wear his school uniform in the classroom. ☐
b. There are several computers in the classroom. ☐
c. Priya brings a poster to the class. ☐
d. Miss Vandana does not allow students to use the computer for playing games. ☐
e. The computer is used for helping students in their studies. ☐
f. Sujatha and Muthu are in the same class. ☐

Answer key A.7 a) ii, **b)** iii, **c)** iv, **d)** i **e)** ii

A.8 a) false, **b)** false, **c)** false, **d)** false, **e)** true, **f)** true.

English Grammar and Composition

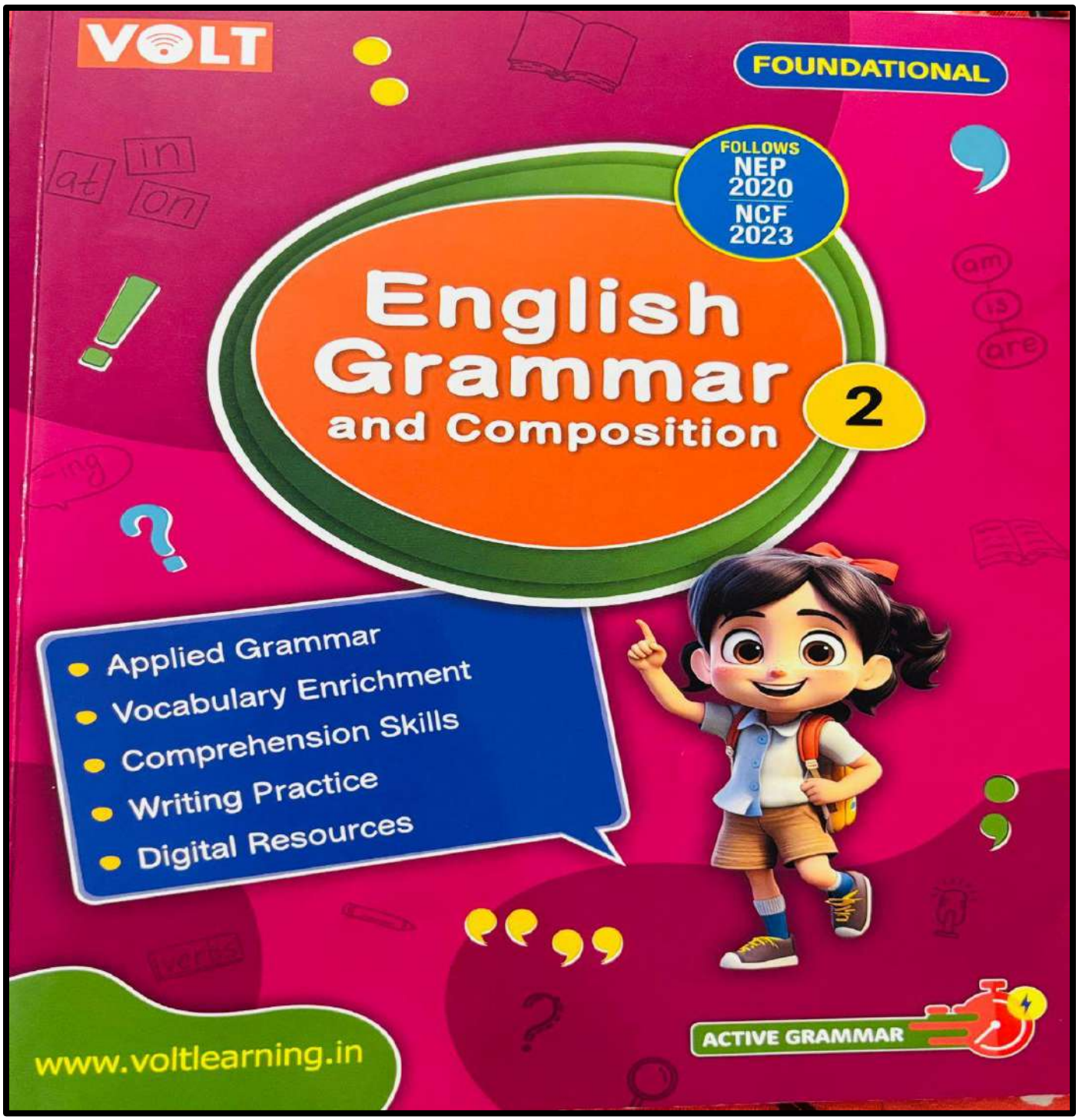

Contents

1. Common and Proper Nouns 1
2. Nouns: One and Many 8
3. Nouns: Male and Female 13
4. Pronouns 16
5. Adjectives 20
6. I Love My Planet ..... COMPREHENSION A 25

Worksheets 1–6 27

Test 01 35

7. Comparison 36
8. Verbs 39
9. Is, Am, Are 42
10. Was, Were 45
11. Has, Have, Had 47
12. Ayurveda: The Science of Life ..... COMPREHENSION B 49

Worksheets 7–12 51

Test 02 57

13. The Present Tense and the Past Tense 58
14. Prepositions 64
15. Conjunctions 67
16. Articles 69
17. Punctuation Marks 72
18. Sentences 75
19. Eletelephony ..... COMPREHENSION C 79

Worksheets 13–17 81

Test 03 87

20. Apostrophe 88
21. Fun with Words 91
22. Writing Skills 94
23. Away from Home ..... COMPREHENSION D 99

lesson 1- Common and proper nouns

Reading and Explanation of the Lesson followed with the Textbook page no's 1 to 7.



TEXTBOOK EXERCISE

Pg no. 2 & 3.

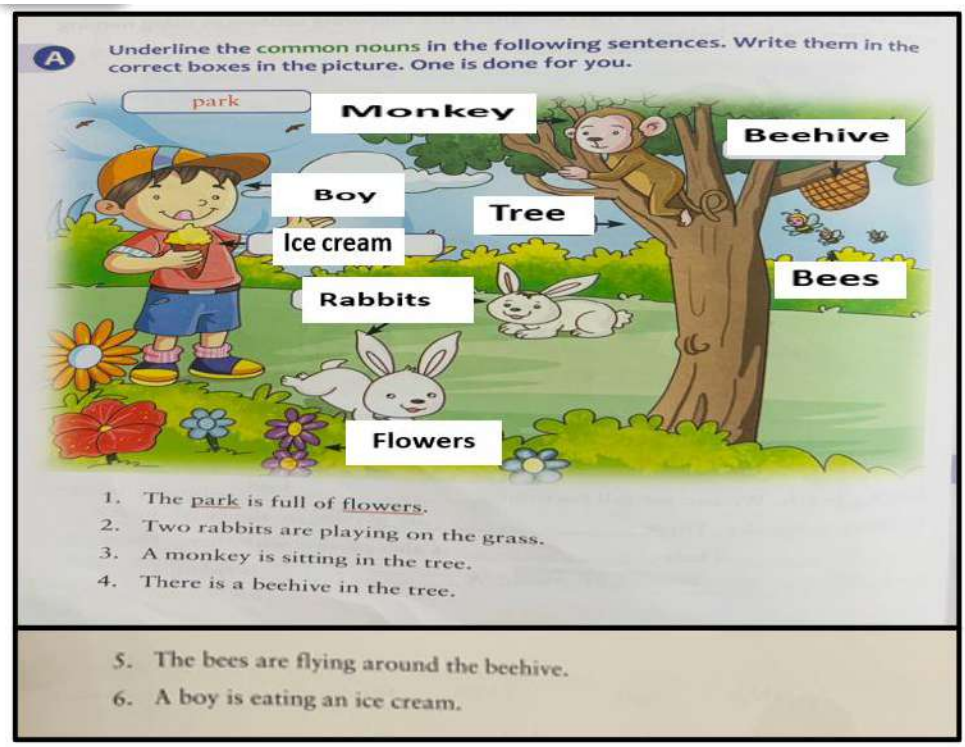

A Underline the common nouns in the following sentences. Write them in the correct boxes in the picture. One is done for you.

park

Monkey

Beehive

Boy

Tree

Ice cream

Bees

Rabbits

Flowers

1. The park is full of flowers.
2. Two rabbits are playing on the grass.
3. A monkey is sitting in the tree.
4. There is a beehive in the tree.
5. The bees are flying around the beehive.
6. A boy is eating an ice cream.

Answer key (A) -

1) park, flowers

2) rabbits, grass

3) monkey, tree

4) beehive, tree

5) bees, beehive

6) boy, ice cream

Pg no. 3 & 4

B **Look at the pictures. Then fill in the blanks with common nouns.**

1. Sahiba is reading a .....



2. Karan is playing the .....



3. The juggler is juggling the .....



4. The squirrel is eating .....



5. The boy is sitting on a .....



6. ..... is an interesting game.



C **The nouns in each row given below belong to a particular family. Write the name of the family. Choose from the given family names. One is done for you.**

animals clothes fruits vegetables furniture

1.	apple	orange	mango	watermelon	fruits
2.	tomato	onion	beans	carrot	.....
3.	rabbit	tiger	elephant	cat	.....
4.	table	chair	bed	sofa	.....
5.	T-shirt	shorts	trousers	skirt	.....

Answer key: -

B: 1) **book,** 2) **drum,** 3) **balls,** 4) **nuts,** 5) **chair,** 6) **cricket.**

C: 1) **fruits,** 2) **vegetables,** 3) **animals,** 4) **furniture,** 5) **clothes.**

D **Underline the proper nouns in these sentences.**



1. My mother's name is Anjum Hasan.
2. I live in Mumbai.
3. Mrs Madhu Jha is my class teacher.
4. I study in TPZ International School.
5. I have a pet dog called Tipsy.

E **Write about yourself.**

1. My name is .....
2. My mother's name is .....
3. My father's name is .....
4. I live in .....
5. The name of my school is .....
6. The name of my class teacher is .....

Do it by yourself

F **Underline the proper nouns and circle the common nouns in the given sentences.**

1. Berlin is a beautiful city.
2. India won the cricket match against Australia.
3. Shelley's mother picked her up from school.
4. Sumaiya loves to eat oranges.
5. Rohit and Joy are going to the park.
6. Monday is the first day of the week.
7. Aruna loves chocolate.
8. Mr Shetty is a painter.



G The grid given below contains the names of eight things we find in a classroom. Find and circle them. One is done for you.

R	D	E	S	K	D	P	K	T	N
C	H	A	R	T	U	E	A	A	Z
B	A	P	C	H	S	N	Y	B	S
O	S	C	H	N	T	C	M	L	T
O	A	L	A	Q	E	I	Y	E	A
K	P	E	L	M	R	L	T	I	R
S	N	F	K	C	H	A	I	R	E

H Colour the boxes that have proper nouns.

ball	Santa Claus	kitchen	Africa	Eid
clock	park	Ganga	teacher	Neera
Patna	desk	grass	England	mother
foot	Jai	Rashmi	palace	Batman

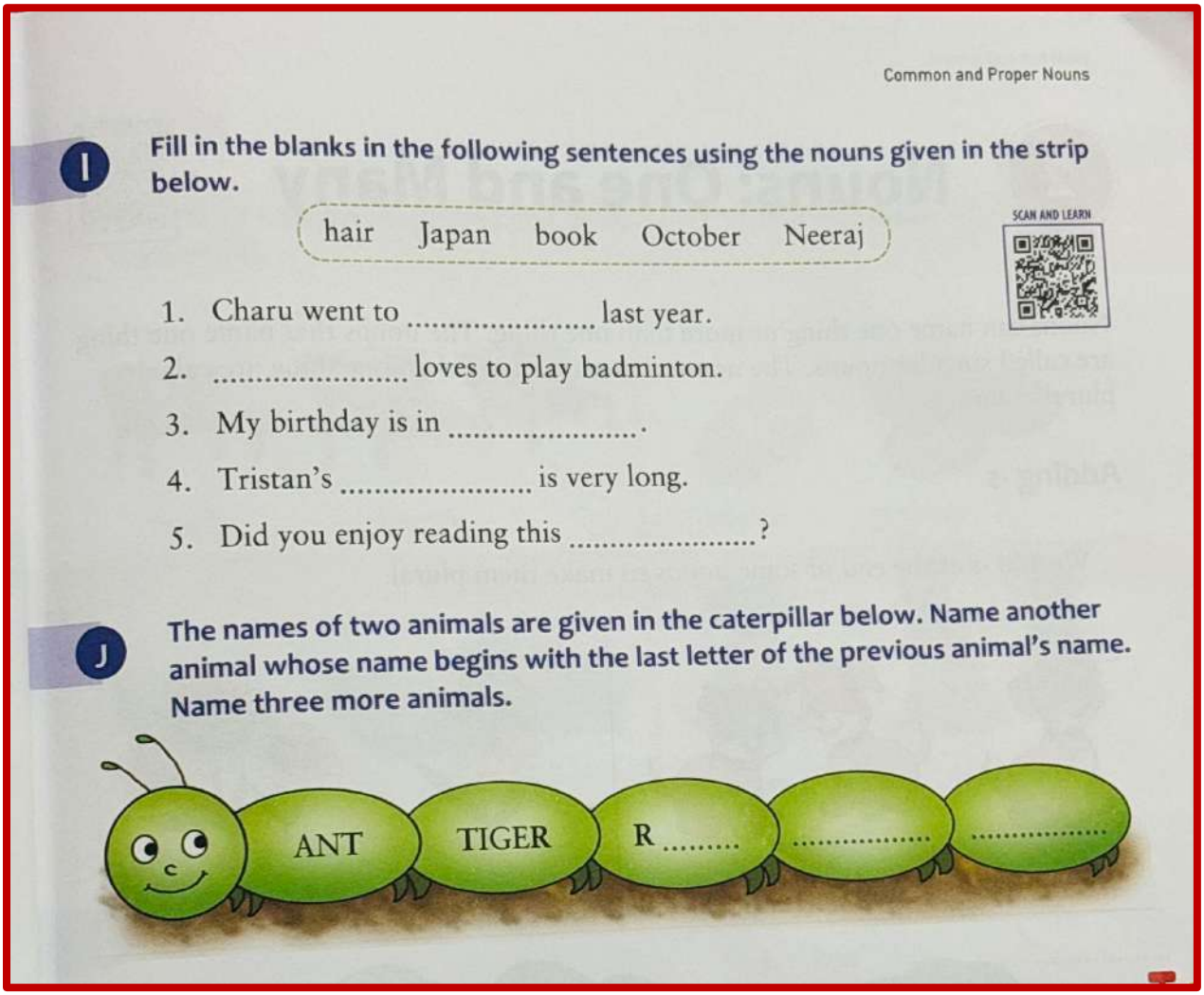

Common and Proper Nouns

I **Fill in the blanks in the following sentences using the nouns given in the strip below.**

hair Japan book October Neeraj

SCAN AND LEARN

1. Charu went to ..... last year.
2. ..... loves to play badminton.
3. My birthday is in .....
4. Tristan's ..... is very long.
5. Did you enjoy reading this .....?

J **The names of two animals are given in the caterpillar below. Name another animal whose name begins with the last letter of the previous animal's name. Name three more animals.**

ANT TIGER R ....

Answer key-

Q I

1) **Japan** 2) **Neeraj** 3) **October**

4) **hair** 5) **book**

QJ) ANT – TIGER – RABBIT – TURTLE – ELEPHANT.

NOTEBOOK EXERCISE

EX 1 Underline the common noun

1) Mr. John is my neighbour.

2) Ms. Priya is my maths teacher.

3) I have a pet dog.

EX 2 Fill in the blanks using proper noun.

1) Kitty is my cat's name.

2) India is a beautiful country.

3) My birthday month is March.

LESSON 2 NOUNS ONE AND MANY

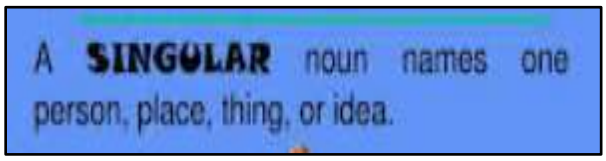

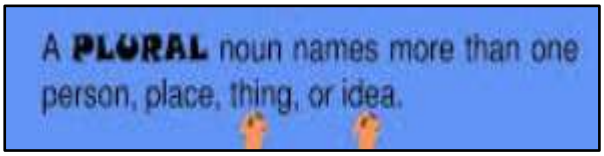

Reading and Explanation of the Lesson followed with the Textbook page nos. 8 to 12.

Textbook Exercise

Pg no. 8

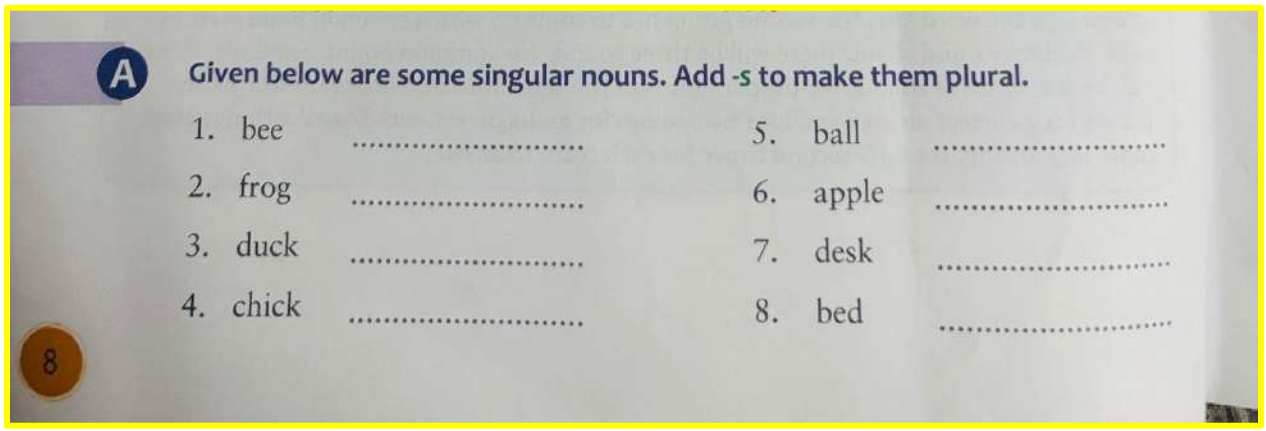

A Given below are some singular nouns. Add -s to make them plural.

1. bee .....
2. frog .....
3. duck .....
4. chick .....
5. ball .....
6. apple .....
7. desk .....
8. bed .....

8

Answer key (A): -

1) bees **2)** frogs **3)** ducks **4)** chicks
5) balls **6)** apples **7)** desks **8)** beds

Pg no. 9

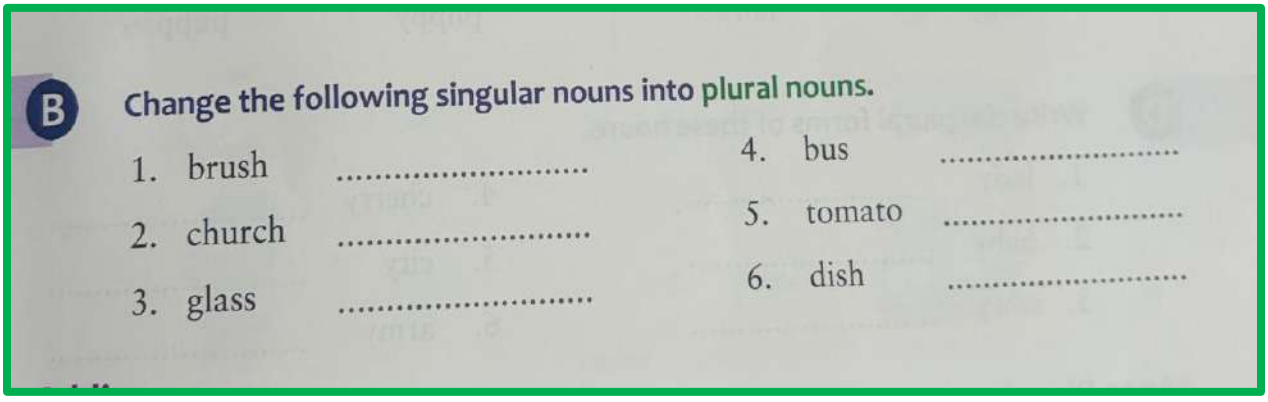

B Change the following singular nouns into plural nouns.

1. brush .....
2. church .....
3. glass .....
4. bus .....
5. tomato .....
6. dish .....

Answer key (B): -

1) brushes
2) churches
3) glasses
4) buses
5) tomatoes
6) dishes

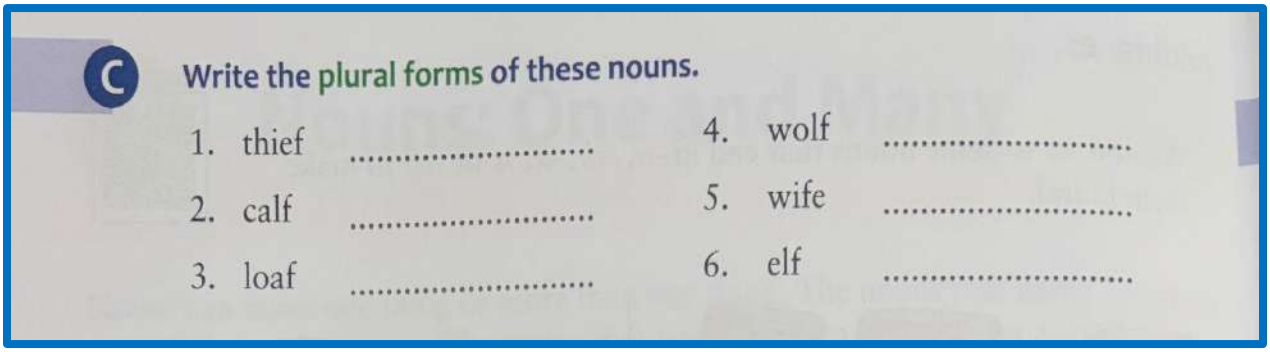

C Write the plural forms of these nouns.

1. thief .....
2. calf .....
3. loaf .....
4. wolf .....
5. wife .....
6. elf .....

Answer Key (C): -

1) thieves
2) calves
3) loaves
4) wolves
5) wives
6) elves

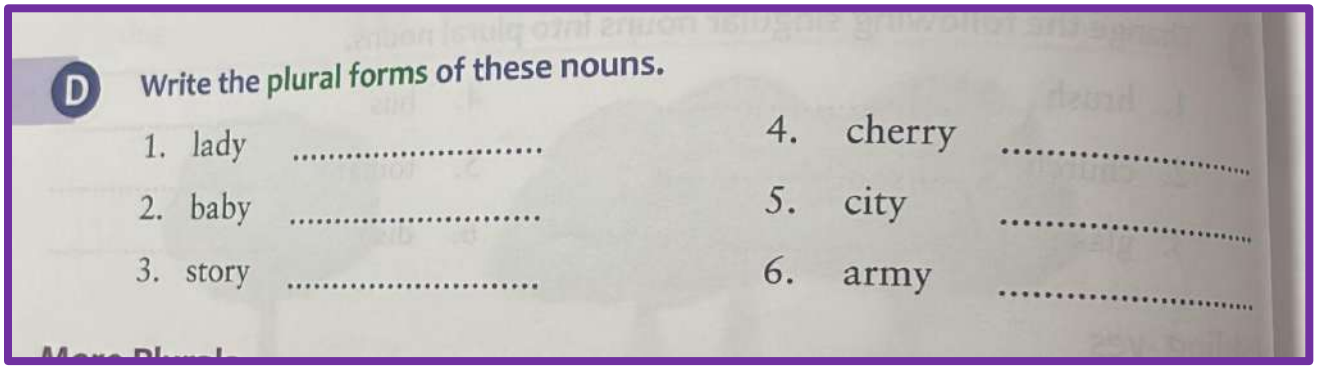

D Write the plural forms of these nouns.

1. lady .....
2. baby .....
3. story .....
4. cherry .....
5. city .....
6. army .....

Answer key(D): -

1) ladies
2) babies
3) stories
4) cherries
5) cities
6) armies

E Match the singular nouns in column A with their plurals in column B.

A		B	
	1. mouse	a. oxen	
	2. woman	b. children	
	3. tooth	c. teeth	
	4. ox	d. women	
	5. goose	e. mice	
	6. child	f. geese	

F Fill in the blanks using the correct forms of the nouns given in brackets.

1. There are two ..... in our town. (factory/factories)
2. Meera lost a ..... yesterday. (notebook/notebooks)
3. Kunal got many ..... on his birthday. (present/presents)
4. There were some ..... swimming in the pond. (geese/ goose)
5. The children liked only one ..... (story/stories)

Answer key: - (E):

1 - e 2 - d 3 - c d - a 5 – f 6 - b

(F):

1) factories

2) notebook

3) presents

5) geese

6) story

Pg no. 12

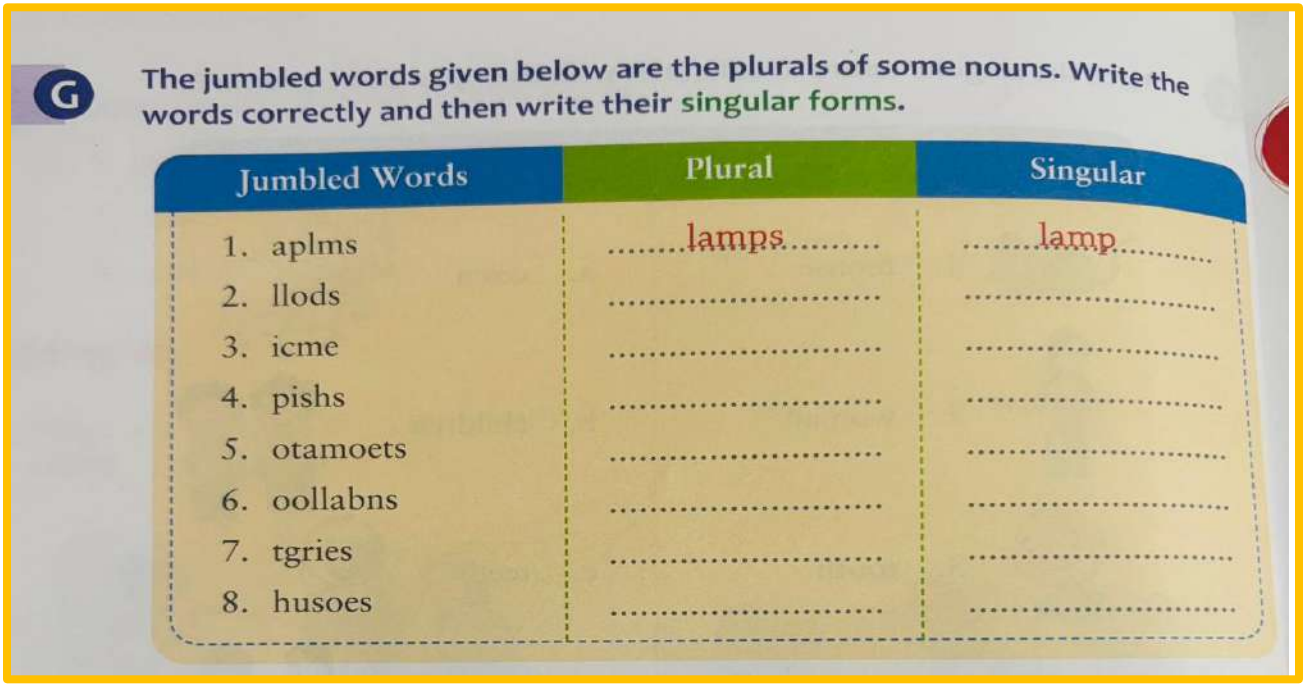

G The jumbled words given below are the plurals of some nouns. Write the words correctly and then write their singular forms.

Jumbled Words	Plural	Singular
1. aplms	lamps	lamp
2. llods		
3. icme		
4. pishs		
5. otamoets		
6. oollabns		
7. tgries		
8. husoes		

Answer key(G):

	plural	**singular**
1)	lamps	lamp
2)	dolls	doll
3)	mice	mouse
4)	ships	ship
5)	tomatoes	tomato
6)	balloons	balloon
7)	tigers	tiger
8)	houses	house

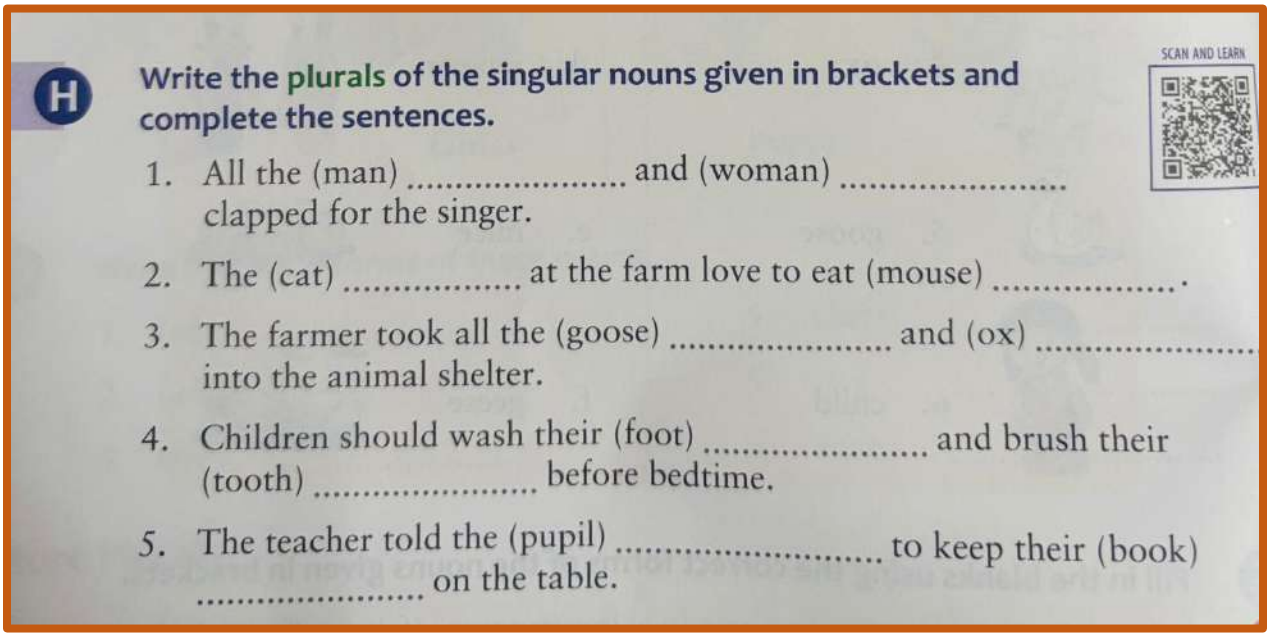

H Write the plurals of the singular nouns given in brackets and complete the sentences.

SCAN AND LEARN

1. All the (man) ..... and (woman) ..... clapped for the singer.
2. The (cat) ..... at the farm love to eat (mouse) .....
3. The farmer took all the (goose) ..... and (ox) ..... into the animal shelter.
4. Children should wash their (foot) ..... and brush their (tooth) ..... before bedtime.
5. The teacher told the (pupil) ..... to keep their (book) ..... on the table.

Answer Key(H):

1) men; women

2) cats; mice

3) geese; oxen

4) feet; teeth

5) pupils; books.

Notebook Exercise

Ex 1. Write the plural forms.

1) dog	**dogs**
2) brush	**brushes**
3) lady	**ladies**
4) puppy	**puppies**
5) glass	**glasses**