Delhi Public School Gandhinagar
Academic Session (2026-27)

Class: I

Study Material

NOVEMBER: 2026

Subject: English

LEVEL UP VANTAGE - ENGLISH COURSEBOOK

Unit 4 - Hobbies

4 B – My Garden



Reading, explanation and Textbook exercise pg. no. 86 to 88



Listening, speaking and writing exercise pg. no. 90 & 91

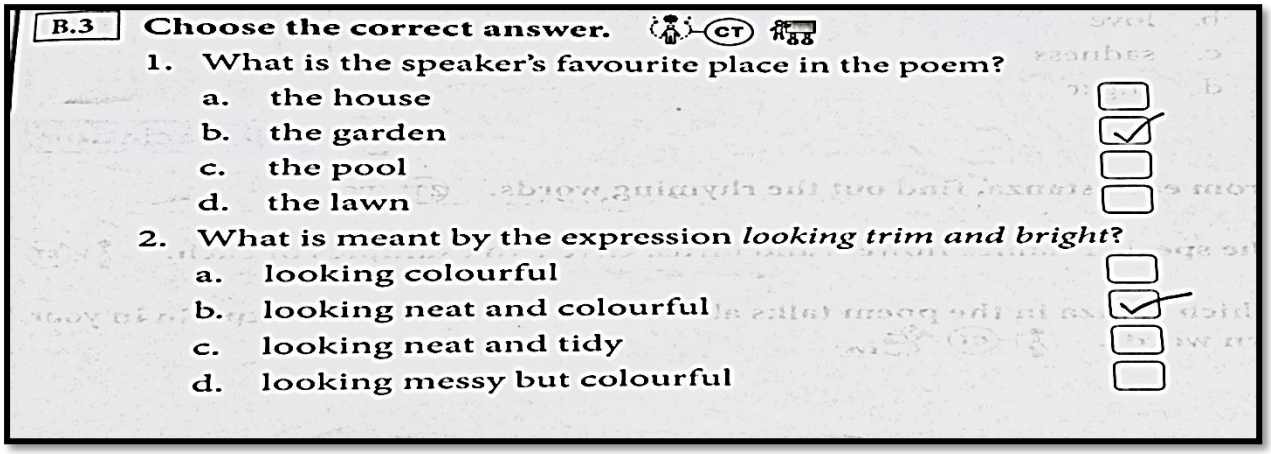

B.3 Choose the correct answer.

1. What is the speaker's favourite place in the poem?
   a. the house ☐
   b. the garden ☑
   c. the pool ☐
   d. the lawn ☐
2. What is meant by the expression *looking trim and bright*?
   a. looking colourful ☐
   b. looking neat and colourful ☑
   c. looking neat and tidy ☐
   d. looking messy but colourful ☐

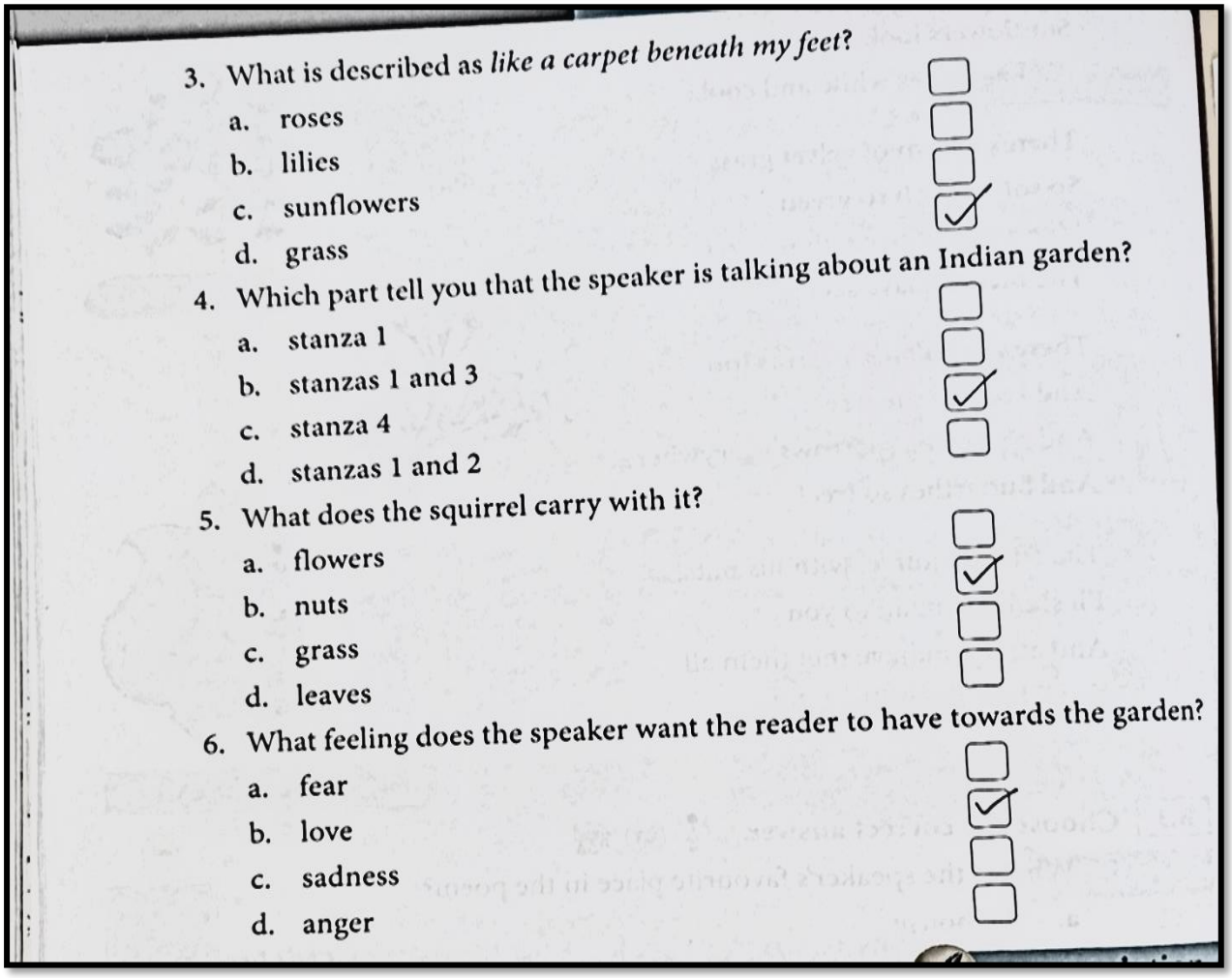

3. What is described as *like a carpet beneath my feet*?
   a. roses ☐
   b. lilies ☐
   c. sunflowers ☑
   d. grass ☐
4. Which part tell you that the speaker is talking about an Indian garden?
   a. stanza 1 ☐
   b. stanzas 1 and 3 ☑
   c. stanza 4 ☐
   d. stanzas 1 and 2 ☐
5. What does the squirrel carry with it?
   a. flowers ☐
   b. nuts ☑
   c. grass ☐
   d. leaves ☐
6. What feeling does the speaker want the reader to have towards the garden?
   a. fear ☐
   b. love ☑
   c. sadness ☐
   d. anger ☐



Ex. 1 New Words	
1. garden	5. lawn
2. velvet	6. carpet
3. trim	7. frisky
4. lilies	8. beneath

Ex. 2 Make Sentences
1. house – My house is very beautiful.
2. time – We should not waste our time.
3. pool – I swim in the pool.
Homework
4. carpet – I bought a carpet.
5. squirrel – There is a squirrel in the garden.

Ex. 3 Answer in one word
1. What is the garden full of?
Ans. **flowers**
2. Where are the lilies?
Ans. **pool**
3. What does the grass look like?
Ans. **carpet**

Ex. 4 Answer the following
1. What does the frisky squirrel have?
Ans. The frisky squirrel has nuts.
2. How do the sunflowers look?
Ans. The sunflowers look trim and bright.

Grammar Gear

Ch-6 Describing Words

Reading, explanation and text book exercise pg. no. 32 to 37

A Choose the correct describing words from the strip and fill in the blanks.

smart cold hot red hard green

1. .....hot..... tea 
2. ...cold..... juice 
3. ..green..... grass 
4. ..Smart..... boy 
5. ....hard..... rock 
6. ....red..... apple 

B Choose words from brackets to describe yourself. C.B.E H.W

1. I have ..... (black/brown) hair.
2. I am ..... (short/tall).
3. My hair is ..... (curly/straight).
4. I like ..... colour. (Write the colour of your choice.)

C Match the group of words in column A with the pictures in column B.

A	B
1. an old man – d	a. 
2. a thin boy – a	b. 
3. a tall woman – c	c. 
4. a little girl – b	d. 
5. a red car – f	e. 
6. a huge truck – e	f. 

D Look at these pictures. Write what colour they are.



1. a .....red..... apple



2. a ...purple.... umbrella



3. a ...black..... crow



4. a ...brown..... cat



5. a ..yellow..... sunflower



6. a ....green..... parrot



7. a ...grey..... elephant



8. a ...pink..... T-shirt

E Five rows of describing words are given below. A naming word has got mixed up in each of them. Find and circle the naming words.

1.	pretty	clever	bright	sunny	(boy)
2.	(box)	happy	sad	big	little
3.	red	fat	thick	(girl)	old
4.	angry	cold	long	large	(house)
5.	huge	(cat)	small	narrow	green

F Choose the correct adjectives for these pictures. Then write them in the blanks.

happy sad angry afraid



1. .....sad.....



2. .....angry.....



3. .....afraid.....



4. .....happy.....

G The letters of the given words are all jumbled up. Unscramble them to form describing words. One is done for you.

1. a k b c l — a .....black..... jacket
2. g u e h — a ....huge.... elephant
3. u f n y n — a .funny..... clown
4. l d o c — a ...cold..... ice cream
5. a l t l — a ....tall..... boy











Opposites of Describing Words

I Choose the opposites of the words given in red from the given options. Then fill in the blanks. One is done for you.



1. My father is tall.
   I am ....short.... (red/thin/short)



2. Anna's kite is flying high.
   Ruhi's kite is flying ....low.... (tall/low/slow)



3. It is cold today.
   Please give me some ....hot.... milk. (hot/green/small)

SCAN AND LEARN



4. Sanjiv is happy.
   Reema is ....sad.... (small/sad/pink)



5. My bag is heavy.
   Your bag is ....light.... (light/tall/big)

J Replace the underlined word in each sentence with its opposite from the strip. Then rewrite the sentence in the given space.

ugly young tall empty black

1. The cup is <u>full</u>.
   The cup is empty.
2. The <u>old</u> man walked fast.
   The young man walked fast.
3. The painting is <u>beautiful</u>.
   The painting is ugly.
4. Shilpa has a <u>white</u> dress.
   Shilpa has a black dress.
5. The mango tree is <u>short</u>.
   The mango tree is tall.

Ch – 15 The Funny Hatter

Reading and explanation Pg. no. Text Book Exercise pg. no.76 & 77

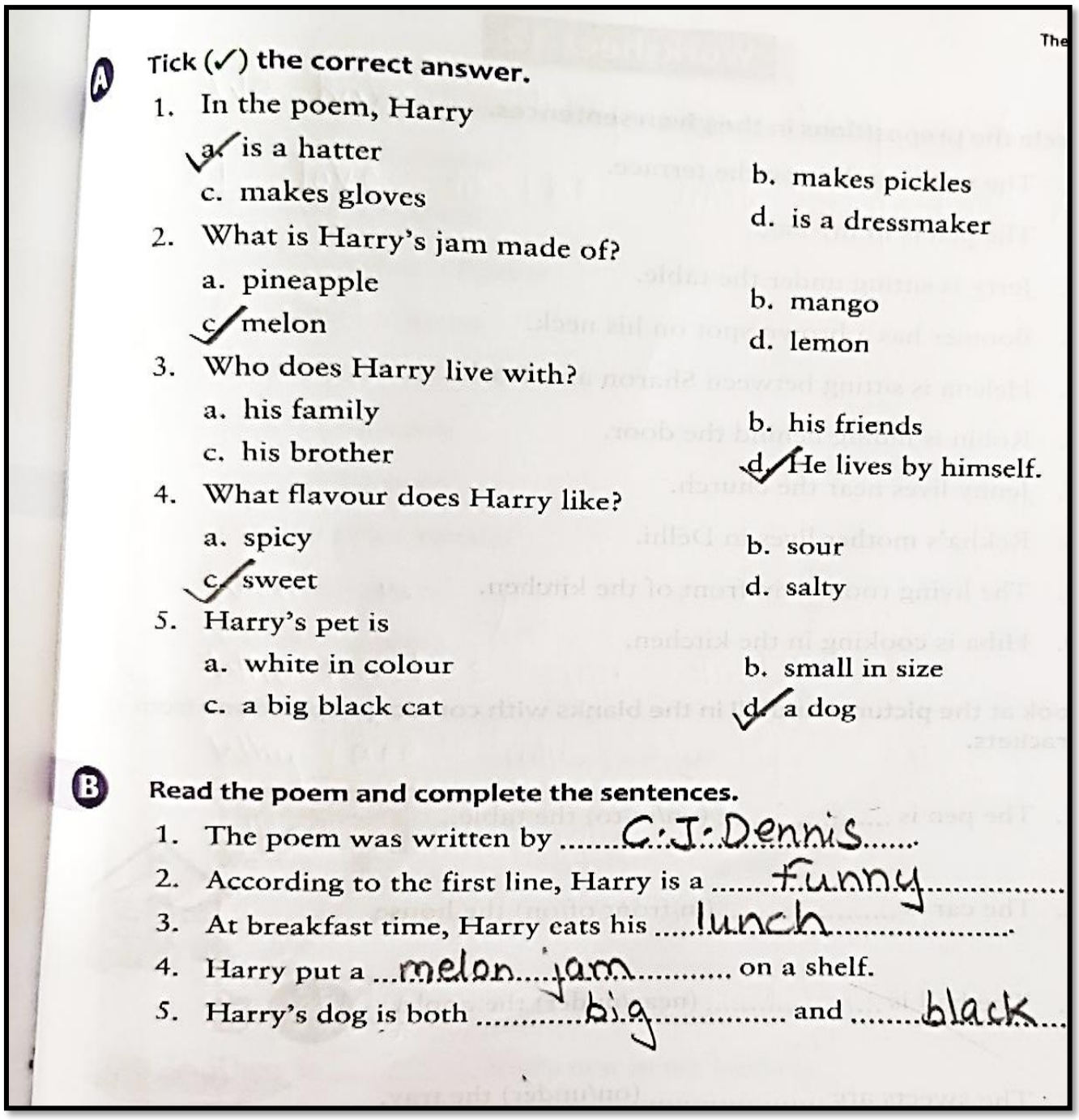

The

A Tick (✓) the correct answer.

1. In the poem, Harry
   a. ✓ is a hatter
   b. makes pickles
   c. makes gloves
   d. is a dressmaker
2. What is Harry's jam made of?
   a. pineapple
   b. mango
   c. ✓ melon
   d. lemon
3. Who does Harry live with?
   a. his family
   b. his friends
   c. his brother
   d. ✓ He lives by himself.
4. What flavour does Harry like?
   a. spicy
   b. sour
   c. ✓ sweet
   d. salty
5. Harry's pet is
   a. white in colour
   b. small in size
   c. a big black cat
   d. ✓ a dog

B Read the poem and complete the sentences.

1. The poem was written by ..... C. J. Dennis .....
2. According to the first line, Harry is a ..... funny .....
3. At breakfast time, Harry eats his ..... lunch .....
4. Harry put a ... melon jam ..... on a shelf.
5. Harry's dog is both ..... big ..... and ..... black ...

Ch. 18 Calendar (Oral)

Notebook

Creative Writing

My Favourite Sport



1. My favourite sport is Cricket.
2. It is played with a bat and a ball.
3. There are two teams in this sport.
4. Virat Kohli is my favourite cricketer.
5. I love to play cricket with my friends.

Delhi Public School Gandhinagar
Academic Session (2026-27)

Class: I

Study Material

OCTOBER: 2026

Subject: English

LEVEL UP VANTAGE - ENGLISH COURSEBOOK

Unit 4 - Hobbies

4 A – My Hobbies

Reading, explanation and Textbook exercise pg. no. 75 to 81

Listening, speaking and writing exercise pg. no. 82 to 85

comprehension

A.5 **Tick the true sentences.** CT

1. *Nani* lives with Sethu, Mimi, and their parents. ☐
2. Mimi is as old as Sethu. ☐
3. Sethu calls Mimi *Didi*. ☑
4. *Nani* lives in a village. ☑
5. Sethu is good at painting. ☑
6. *Nani* does not like flowers. ☐

A.6 **Which of the following flowers did Sethu make for *Nani*? Tick.** CT

a.



lilies ☑

b.



roses ☐

c.



amaltas ☐

d.



lotus ☐

78

A.7 **What sweet does *Nani* like? Tick.** CT

a. *rasmalai* ☑

b. ice cream ☐

c. muffin ☐

d. *halwa* ☐

A.8 **Choose the best answer. Tick.** CT

1. Which word would you use to describe Mimi?

   a. angry ☐

   b. upset ☐

   c. helpful ☑

   d. brave ☐

2. Whose birthday is the family going to celebrate?

   a. Mum ☐

   b. *Nani* ☑

   c. Aunt ☐

   d. Mimi ☐

3. What does Sethu enjoy doing?

   a. drawing and colouring ☑

   b. cooking ☐

   c. baking ☐

   d. singing ☐

A.10 Look at the pictures. Which of these things do you do on weekends? Tick.
Say the names of the actions aloud.



cycle ☑



shop ☑



play ☑



watch ☑



sleep ☐



study ☑

A.11 Circle the correct action word. One has been done for you. CT

Who?	Action Words	
Diya	run.	runs.
Diya and Ashmi	walks.	walk.
She	dances.	dance.
He	write.	writes.
I	go.	goes.
You (one person)	play.	plays.
You (more than one person)	watches.	watch.
We	likes.	like.
It	eats.	eat.
They	study.	studies.

INT

pronunciation

writing

A.17 Look at a picture Sethu has painted. Complete the sentences with the words in the box. There may be more words than you need in it. CT

croaks yellow orange one pretty
ladybirds noisy butterflies mews caterpillars



The flowers are pretty. They are orange in colour.
There are two butterflies. They are orange in colour.
There is one frog and two ladybirds They are red in colour and have black spots. The frog is very noisy. It croaks all the time.

Talk about the picture using the words in the box. Then write about it.

CT COM

blue	orange	sun
three	yellow	white



The flowers are pretty. They are yellow in colour.

1. There is a blue and yellow bird.
2. bird on the branch.
3. The orange bird is flying.



Q 1 New Words.	
1. birthday	5. flowers
2. village	6. scissors
3. baked	7. yellow
4. walnuts	8. stick

Q 2 Make Sentences.
1. birthday - Today is my birthday .
2. pencils – I use colour pencils.
3. walnuts – Walnuts are good for health.
Homework
4. flowers – There are many flowers in our garden.
5. paints – Tia paints beautiful pictures.

Q 3 Answer in one word.
1. What did Mum bake ?
Ans. Cake
2. What is Sethu's sister's name ?
Ans. Mimi
3. Where is Sethu going ?
Ans. Village

Q 4 Answer the following.
1. What does the cake have?
Ans. The cake has dates and walnuts.
2. What did Sethu write for Nani?
Ans. Sethu wrote a birthday wish for Nani.

Grammar Gear

Chapter-11 Preposition

Reading, Explanation and Text Book Exercise Pg. no. 64 - 67

A **Look at the pictures and fill in the blanks. Choose from the prepositions given in the strip.**

between under on (2) in near

1. The vase is .....on..... the table.



2. The dog is standing ..between.. the children.



3. The eggs are .....in..... the nest.



4. Renu is lying .....on..... a bed. Her dog is sitting ..near..... the bed.



5. Karthik is sleeping ..under..... the tree.



B **Look at the pictures and fill in the blanks. Choose the correct preposit from brackets.**

1. The girl is coming ....into..... the room. (under/into)



2. The children are sitting in front of the tent. (between/in front of)



3. The man is walking on the zebra crossing. (on/near)



4. The dog is sitting under the bed. (under/between)



C **Look at the pictures and complete the sentences using *in*, *on* or *under*. Also look at the clues given in brackets. One is done for you.**

1. Mangoes are kept in a basket (a basket)



2. The bird is singing on a branch (a branch)



3. Mr Gupta is sitting on a chair (a chair)



4. Sam and Ria are sitting under a tree (a tree)



5. Children are swimming in a pool (a pool)



D **Look at each picture and tick (✓) the correct answer.**

SCAN AND LEA

1. Is the mouse behind the sofa?

☑ Yes, it is. ☐ No, it isn't.



2. Is the tiger outside the den?

☐ Yes, it is. ☑ No, it isn't.



3. Is that paint on the clown's face?

☑ Yes, it is. ☐ No, it isn't.



4. Is the mouse under the table?

☑ Yes, it is. ☐ No, it isn't.



5. Is the mouse behind the shoe?

☐ Yes, it is. ☑ No, it isn't.



Notebook Exercise

Creative Writing

My Father

1. My father's name is _____.
2. He takes care of everyone's need in the family.
3. He helps me in my studies.
4. He is the most handsome and strongest man.
5. I love my father very much.

Delhi Public School Gandhinagar

Academic session (2026-27)

Class: I

Study Material

SEPTEMBER: 2026

Subject: English

LEVEL UP VANTAGE - ENGLISH COURSEBOOK

Art Integration pg. 70

Cambridge English Corner 3 pg. 71

Listening and speaking pg. 72,73

vocabulary

Complete the text with words from the box below. C

picnic cinema chemist's grocery school
bank hospital flats park post office

In my neighbourhood, there are many things to see and do. First, there are lots of tall buildings called flats. They are next to each other, and some have colourful balconies. In front of the flats, there is a park with lots of trees and flowers. It's a great place to play or have a picnic.

Beside the park, there is a post office where people can send letters and packages. Behind the post office, there is a chemist's shop can buy medicine if you're feeling sick. Next to it there is a grocery shop where you can buy food and other things you need.

Behind that, there is a bank where people go when they need money or when they want to save some of it. Across from it, there is a school where children go to study. Near the school, there is a hospital where doctors and nurses help people who are sick or hurt.

Finally, there is a cinema near the hospital where people go to watch movies with their friends and family. My neighbourhood is a busy and exciting place!

71

Grammar Gear

Revision Worksheets and Test Paper 2

Text Book Exercise Pg. no. 56 to 60, 62 to 63

Worksheet 07

Choose the opposite of the underlined word in each sentence from brackets. Then rewrite the sentence in the given space.

1. Shikha is happy. (slow/sad)

   Shikha is sad.

2. The floor is wet. (sunny/dry)

   The floor is dry.

3. The answer is wrong. (right/happy)

   The answer is right.

4. It is a very cold day. (angry/hot)

   It is a very hot day.

5. The food is bitter. (small/sweet)

   The food is sweet.

6. The pillow is very soft. (huge/hard)

   The pillow is hard.

7. Ricky is a bad boy. (good/old)

   Ricky is a good boy.

8. Jyoti writes in a thick notebook. (thin/tall)

   Jyoti writes in a thin notebook.

Worksheet 08

A Underline the doing words in the given sentences.

1. My brother cooks in the kitchen.
2. Ravi plays with a ball.
3. The fish swims in water.
4. Raavya packs her schoolbag on her own.
5. Heena dances well.
6. Shweta hits the ball with a bat.
7. My paper boat floats on water.
8. He throws the garbage in the dustbin.
9. Sanjeev bakes a cake.
10. My grandmother reads the newspaper every day.

B Look at the pictures and complete the sentences. Choose the right words from the box.

reading	cleaning	playing	swimming	dancing
talking	listening	going	driving	wearing



1. The girls are ...dancing.....



2. Minnie is ...playing..... in the park.



3. Shreya is ...reading..... a book.

4. The woman is ..cleaning..... the room.



5. The boy is ..swimming..... in the pool.



6. My brother is ....listening..... to music.



7. My father is ...driving..... his car.



8. Srividya is .....going..... to the market.



9. Harika is ..wearing..... a purple dress.



0. Monica is ...talking..... to her brother on the phone.



Worksheet 09

ook at the pictures and tick (✓) the correct sentences.

1. Akshay is writing.
   Akshay is sleeping. ☑



2. Samita is cooking.
   Samita is playing. ☑



3. Manju is watching television.
   Manju is eating a pizza. ☑



4. Shobha is brushing her teeth. ☑
   Shobha is talking to her neighbour.



5. Johny is studying.
   Johny is taking a bath. ☑



Worksheet 10

A Write *is*, *am* or *are* in the blanks.

1. I ..am.. attending cooking classes.
2. Aakash and Apoorva ..are.. cousins.
3. My sister ..is.. a very good hockey player.
4. You ..are.. going to the club.
5. He ..is.. a painter.
6. They ..are.. going to London.
7. We ..are.. shopping in the market.

B Write seven sentences using one word from each box.

I	am	painting.
We	is	driving.
He	are	swimming.
She		studying.
It		talking.
They		crying.
You		sitting.

1. I am driving.
2. We are studying.
3. He is sitting.
4. She is swimming
5. It is crying
6. They are painting.
7. You are talking.

Test 02

A Underline the doing words in the given sentences.

1. Shekhar sleeps at 10 o'clock.
2. My grandmother cooks biryani.
3. Swati cleans her room.
4. The ship sails on the sea.
5. Vineeta writes a letter to her grandfather.
6. I watch television in the evening.
7. Monisha throws the garbage in the bin.
8. Vidushi eats her lunch on time.

B Add *-ing* to the doing words given in brackets and fill in the blanks.

1. What are you ....doing..... (do)?
2. Devika is ...painting..... (paint).
3. Vaishali is ...talking..... (talk) to her friend.
4. The boy is ...swimming..... (swim).
5. The kids are ..playing..... (play) in the park.
6. She is ...sleeping..... (sleep) in her room.

Fill in the blanks with *is*, *am* or *are*.

1. My brother .....is..... a doctor.
2. Rimi .....is..... eating chocolate.
3. I .....am..... a pilot.
4. My books .....are..... in the cupboard.
5. My parents .....are..... going to London.
6. The birds .....are..... chirping.
7. You .....are..... smart.
8. My name .....is..... Anamika.

Delhi Public School Gandhinagar
Academic Session (2026-27)

Class: I

Study Material

AUGUST: 2026

Subject: English

LEVEL UP VANTAGE - ENGLISH COURSEBOOK

Unit 3 - My Neighbourhood

3 A – Helping Our Neighbours

Reading, explanation and Textbook exercise pg. no. 53 to 62

Listening, speaking and writing exercise pg. no. 63, 64 & 65

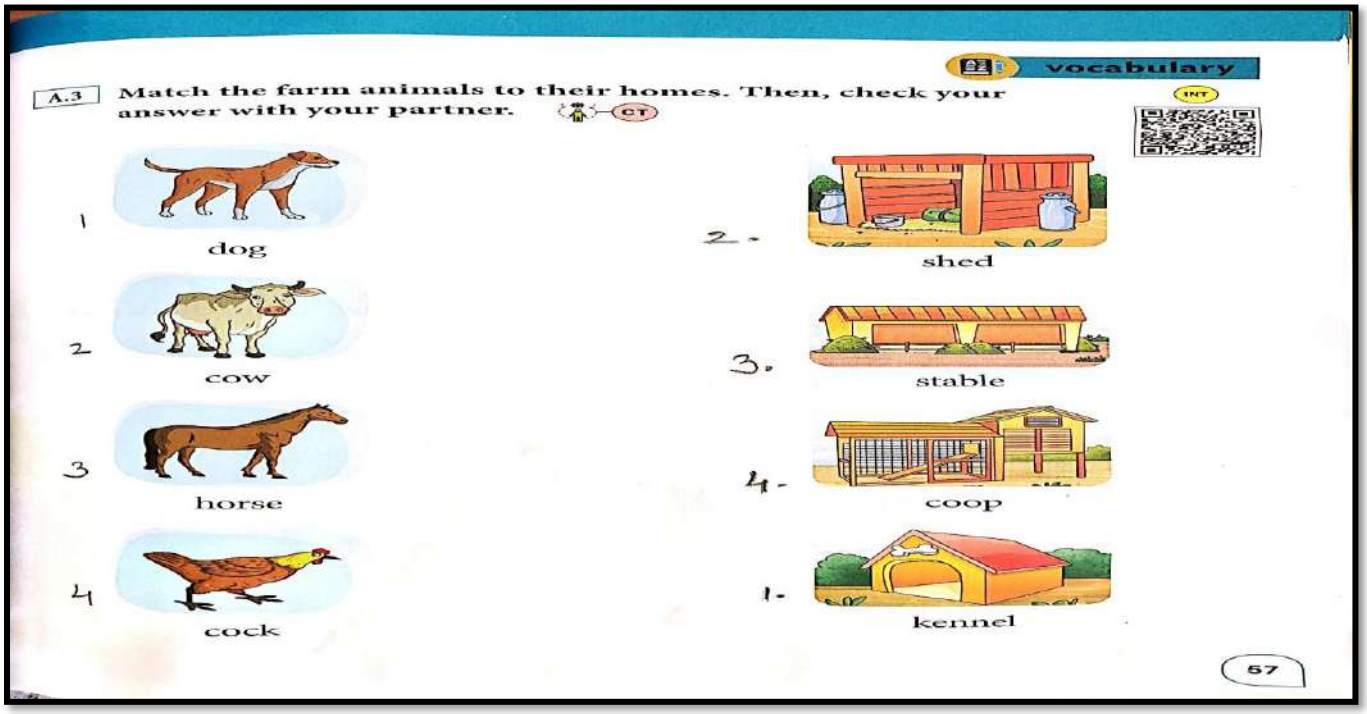

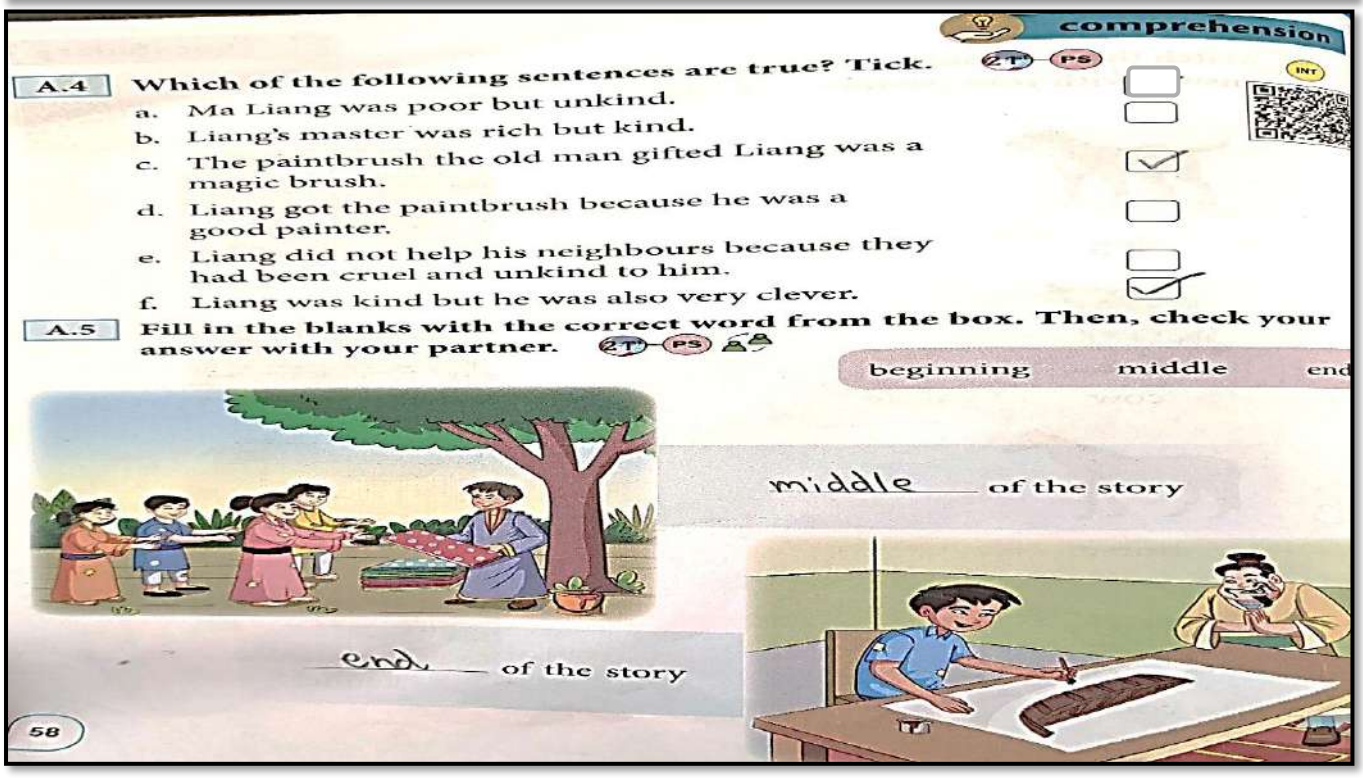



beginning of the story

A.6 **Choose the correct option. Then, check your answer with your partner.** CT INT

1. When Liang heard a poor farmer tell him, 'Can you make the hot sun go away?' he
   a. painted the sun and then wiped it away. ☐
   b. painted clouds which hid the sun. ☑
   c. painted rain which made the earth cool down. ☐
   d. painted a cloth that covered the sun. ☐
2. The rich farmer was jealous of Liang because
   a. Liang had a lot of money. ☐
   b. Liang was a great painter. ☐
   c. everyone loved Liang a lot. ☑
   d. Liang was a good farmer. ☐
3. The moral of a story is the message we get from it about how to behave. All folktales have moral lessons for us. What is the moral of this story?
   a. Rich men are cruel and jealous. ☐
   b. We should be kind to others. ☑
   c. Poor people are always honest and kind. ☐
   d. Rich people are kind and honest. ☐

A.7 **Tick the words you will use in place of the underlined words.** CT

a. Radha and I ate a lot of sweets today. (We/They) ✓
b. Soma and Sushmita gave me a birthday card. (We/They) ✓
c. Mum baked a cake for Dad. (She/He) ✓
d. Tuffy is a dog. (It/He) ✓
e. Rohan is my best friend. (He/It) ✓

A.8 **a. Now look at the sentences in A.6 again and notice the words in italics.** CT INT

i	am
he	
she	is
it	
we	
they	are

The words *am*, *is* and *are* tell us *how* or *what* somebody or something is.

b. Fill in the blanks with the best answers. Then, check your answers with your partner. CT

a. I am Reshma. (am/is)
b. She is a girl. (am/is)
c. It is a cat. (are/is)
d. They are hungry. (is/are)
e. You are my best friend. (is/are)
f. We are tired. (am/are)

my/his/her/their/your /its

A.9 **a. Read the sentences and notice the words in bold.** 21st DC

I am Ravi. My *shirt* is new.

You are here. **Your** *football* is there.

Hasan is sleeping. **His** *book* is on the bed.

Ashi is driving. **Her** *car* is red.

The dog is cute. **Its** *tail* is black.

We read books. **Our** *parents* read with us.

Our parents are here. **Their** *car* is parked outside.

All the words in bold are followed by naming words. These words in bold tell us that the naming word after them belongs to someone.

b. Now, complete the sentences. Choose the best option. CT

1. My name is Joji. What is your name? (your / our)

2. Ravi has a cat. Its fur is white. (Its / Our)
3. Ashi has a doll. Her doll has blue hair. (Her / Their)
4. We have a big house. Our garden is full of flowers. (Our / His)
5. The bird is building its nest. (its / her)
6. My brother is reading a book. His book is about animals. (His / Her)
7. The children are in the park. Their toys are on the grass. (Their / Our)
8. I have a new pencil box. Its colour is blue. (My / Its)
9. You have a nice hat. Where did you get your hat? (your / their)
10. Our teacher is kind. Her smile makes us happy. (Her / Its)

pronunciation

A.10 **a. Say the words aloud. Pay attention to the sound of the letters highlighted.** COM

paintbrush rich tooth

IVID

b. Look at the pictures. Arrange the letters to make the words, and say them out loud. Then, check your answer with your partner. 21st DC COM



N O R T H

N T H R O



P A T H

P T H A



I N C H

I C H N

B E A C H

B C H A E



F I S H

F S H I



T R A S H

T S H A R



writing

A.13 **Complete the story with suitable words.** CT

Once upon a time in China there lived a young boy called Ma Liang. He worked for a rich farmer. The farmer was cruel and gave Liang very little food to eat.

One day when Liang was with the farmer's cattle, an old man was passing by. The old man was very hungry. Liang gave his food away to the man. The man gave Liang a magical paintbrush. Whatever Liang painted with the paintbrush became real. So, Liang painted food and clothes for his neighbours who were also poor like him. The rich farmer became jealous of Liang. He ordered Liang to get him gold. Liang painted a golden mountain by the sea. He also painted a boat for the farmer to get to the mountain. But, Liang was a clever boy. He did not want the farmer to come back ever again. So, he painted some dark clouds over the sea. When the farmer set sail, the dark clouds became real and it started to rain, making the boat toss and turn. The farmer lost his way and never came back. Liang and his neighbours were happy.



Q 1 New Words.	
1. village	5. gifted
2. China	6. real
3. farmer	7. neighbourhood
4. cruel	8. jealous

Q 2 Make Sentences.
1. village – I live in a small village.
2. painted – Riya painted a palace.
3. longer – The train is longer than the bus.
Homework
4. happily – The children played happily.
5. golden – We saw a golden star.

Q 3 Answer in one word.
1. The story is about which country? Ans. **China**
2. To whom did Liang give his soup? Ans. **Old man**
3. Who became jealous of Liang? Ans. **Farmer**

Q 4 Answer the following.
1. What was special about the paintbrush? Ans. The special about the paintbrush was that, **whatever Liang painted with it came alive.**
2. What did Liang paint for the rich farmer? Ans. Liang painted **a gold mountain, a boat and some dark clouds.** for the rich farmer

Unit 3 - My Neighbourhood

3 B - Pets in the Neighbourhood

Recitation, explanation and Textbook Ex. pg. no. 66 to 69

Listening, speaking and writing exercise pg. no. 71 to 73

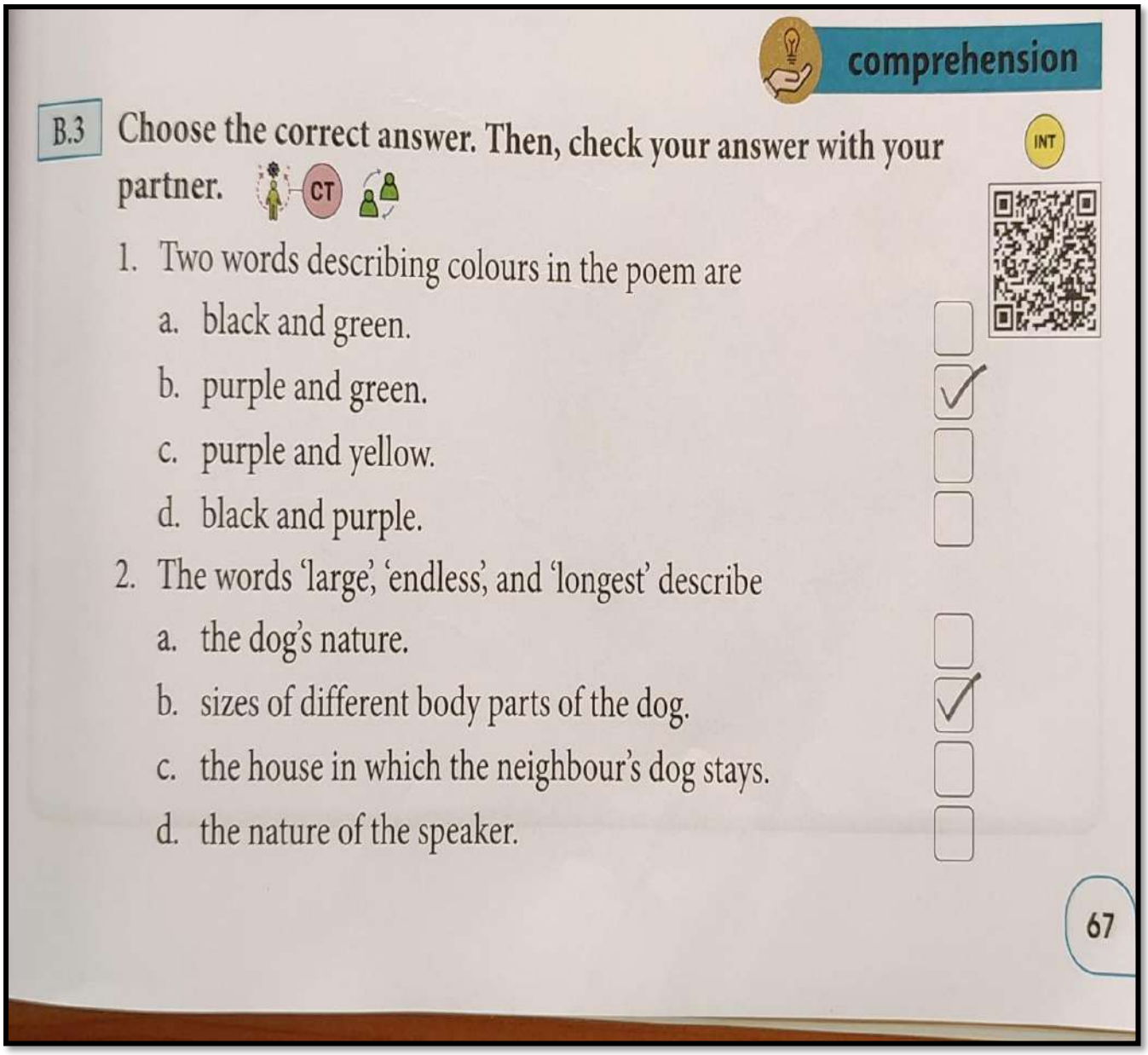

comprehension

B.3 Choose the correct answer. Then, check your answer with your partner. CT INT

1. Two words describing colours in the poem are
   a. black and green. ☐
   b. purple and green. ☑
   c. purple and yellow. ☐
   d. black and purple. ☐
2. The words 'large', 'endless', and 'longest' describe
   a. the dog's nature. ☐
   b. sizes of different body parts of the dog. ☑
   c. the house in which the neighbour's dog stays. ☐
   d. the nature of the speaker. ☐

67

3. Why does the speaker feel afraid when the neighbour's dog is near him?

a. because it bites people quite a bit ☑
b. because it looks nasty ☐
c. because it barks quite a lot ☐
d. because it wags its tail ☐

B.4 **Answer the questions.** CT

1. Did the neighbour really have a purple dog? Explain your answer.
2. Do you think the poem makes sense? Discuss with your teacher.

appreciation

B.6 **The word *smile* rhymes with the word *crocodile*. Think of two more words that could rhyme with the words *smile* and *crocodile*.** CT



smile: pie



crocodile: tile



Q 1 New Words.	
1. purple	5. quiet
2. large	6. afraid
3. endless	7. wicked
4. almost	8. crocodile

Q 2 Word meanings
1. nasty – very unpleasant
2. almost – nearly

Q 3 Make Sentences.
1. purple – I have a purple dress.
2. longest – I read the longest story.
Homework
3. afraid – Rahul is afraid of dogs.
4. smile –The baby has a sweet smile .

Q 4 Answer the following.
1. What is the colour of the neighbour's dog? Ans. The colour of the neighbour's dog is purple.
2. Who looks nasty? Ans. My neighbour's dog looks nasty.

Grammar Gear

Ch-7 Doing Words

Reading, explanation and Textbook Ex. Pg. no. 38 to 43

A Underline the doing words in the given sentences. One is done for you.

1. My mother sleeps at 10 o'clock.
2. An eagle flies in the sky.
3. The boy crosses the road.
4. The hen lays eggs.
5. Rama likes apples.
6. Mrs Nadar teaches us English.



B Fill in the blanks with doing words from the strip. One is done for you.

shines drinks cooks swim drives reads play

1. Rita .....reads..... a book.
2. The cat .....drinks..... milk.
3. The boys .....play..... in the playground.
4. Mr Singh .....cooks..... dinner.
5. Dibakar .....drives..... a car.
6. The ducks .....swim..... in a pond.
7. The moon .....shines..... at night.









C Read the naming words. Circle the actions they cannot do. One is done for you.

1.	babies	cry	crawl	(fly)	laugh
2.	birds	fly	hop	(read)	sing
3.	dogs	(write)	bark	run	dig
4.	monkeys	climb	(cook)	chatter	jump
5.	ducks	swim	quack	waddle	(mew)

39

D Given below are some things Jerryl's family does for him. Look at the pictures and complete the sentences.



1. My father .....cooks..... for me.



2. My brother .....plays..... with me.



3. My mother ...drives..... me to school.



4. My grandmother .....helps..... me do my homework.



5. My grandfather .....takes..... me to the park.

E Look at the pictures and complete the sentences. Choose words from the strip.

crying flying shouting watching painting reading



1. Two children are ....reading..... books.



2. Eddy is ...flying..... a kite.



3. Ria is ..watching... television.



4. Nilofar is ...crying.....



5. The children are shouting.....



6. Amzad is ...painting.....

F Look at the pictures and tick (✓) the correct sentences.

1. Neha is swimming.
   Neha is riding. ☑



2. Rahul is walking.
   Rahul is skipping. ☑



3. Karan is eating. ☑
   Karan is hopping.



4. Sumesh is cooking.
   Sumesh is washing clothes. ☑



5. Jimmy is playing.
   Jimmy is sleeping. ☑



G Put a tick (✓) for a good action and a cross (✗) for a bad action.

1. pinching your friend ✗
2. sharing chocolates with someone ✓
3. eating more than you can ✗
4. lending your crayons to a friend ✓
5. helping other people ✓
6. talking all the time ✗
7. kicking other children ✗
8. greeting people ✓
9. talking rudely to parents ✗
10. obeying parents and grandparents ✓

SCAN AND LEARN





42

Find and circle the following action words in the grid.

swing blow sit wash stand run



a	t	o	u	s	i	t	j
z	r	u	n	f	k	m	p
j	e	w	s	w	i	n	g
t	w	a	s	h	f	b	a
r	v	w	l	b	l	o	w
s	t	a	n	d	c	k	l











Ch- 8 Is, Am, Are

Reading, explanation and Textbook Ex. Pg. no. 44 to 48



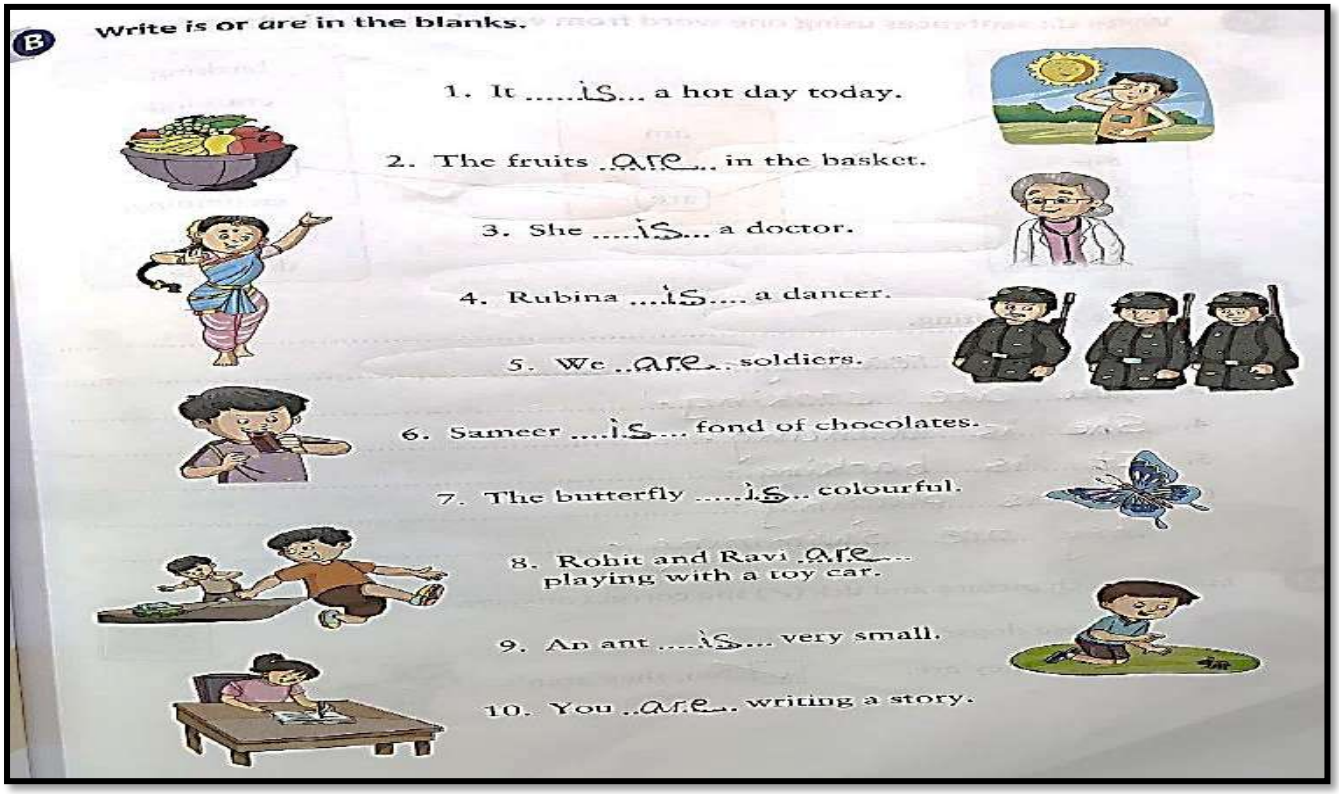

1. We are writing.
2. I am reading.
3. You are cooking.
4. She is dancing.
5. It is barking.
6. He is playing.
7. They are swimming.

D **Look at each picture and tick (✓) the correct answer.**

1. Are these dogs?

☐ Yes, they are. ☑ No, they aren't.



2. Are you a doctor?

☑ Yes, I am. ☐ No, I am not.



3. Are they students?

☐ Yes, they are. ☑ No, they aren't.



4. Are these chairs?

☑ Yes, they are. ☐ No, they aren't.



5. Is she a nurse?

☑ Yes, she is. ☐ No, she isn't.



E **Look at each picture and tick (✓) the correct sentence.**

1. (a) There is children on the bus.
   (b) There are children on the bus. ☑



2. (a) There are shoes under the bed. ☑
   (b) There is shoes under the bed. ☐



3. (a) Is there a king on the throne? ☑
   (b) Are there a king on the throne? ☐



4. (a) I am hungry. ☑
   (b) I is hungry. ☐



Ch – 9 Has, Have

Reading, explanation and Textbook Ex. Pg. no. 49 to 51

A Use has or have to complete the following sentences.

1. Giraffes ...have..... long necks.
2. I .....have..... black shoes.
3. My friend .....has..... brown shoes.
4. Donkeys .....have..... big ears.
5. The squirrel .....has..... a bushy tail.
6. Sonia ....has..... two brothers.
7. We .....have..... a new house.
8. The girls ....have..... new dresses.



B Look at each picture and tick (✓) the correct sentence.

1. (a) The teacher has a pen. ✓
   (b) The teacher have a pen.



English Grammar and Comp...

2. (a) The child has a book. ✓
   (b) The child have a book.



3. (a) Kitty has a chocolate. ✓
   (b) Kitty have a chocolate.



4. (a) The policeman have a stick.
   (b) The policeman has a stick. ✓



C Tick (✓) the correct answers to complete the given sentences.

1. Reema (has/have) a bag.



2. The mice (has/have) cheese.



3. John (has/have) a ball.



4. The rabbits (has/have) carrots.



D Write six sentences using one word/set of words from each box.

He	has	a computer at home.
She		a red beak.
The bird		a Barbie doll.
I	have	long hair.
They		a lovely house.
We		a box of apples.

1. He has a lovely house.
2. She has long hair.
3. The bird has a red beak.
4. I have a Barbie doll.
5. They have a computer at home
6. We have a box of apples

Notebook Exercise

Creative Writing
My Favourite Food



1. My favourite food is pizza.
2. My mother makes very tasty pizza.
3. It has lots of colourful and healthy vegetables.
4. It is very cheesy and yummy.
5. I enjoy my pizza with my family.

Delhi Public School Gandhinagar
Academic Session (2026-27)

Class: I

Study Material

JULY: 2026

Subject: English

LEVEL UP VANTAGE - ENGLISH COURSEBOOK

Unit 1 - Myself

Art Integration -Cambridge English Corner 1 - Tb. Pg. no. 19 & 20

Listening and Speaking activity - Tb. Pg. no. 21 & 22

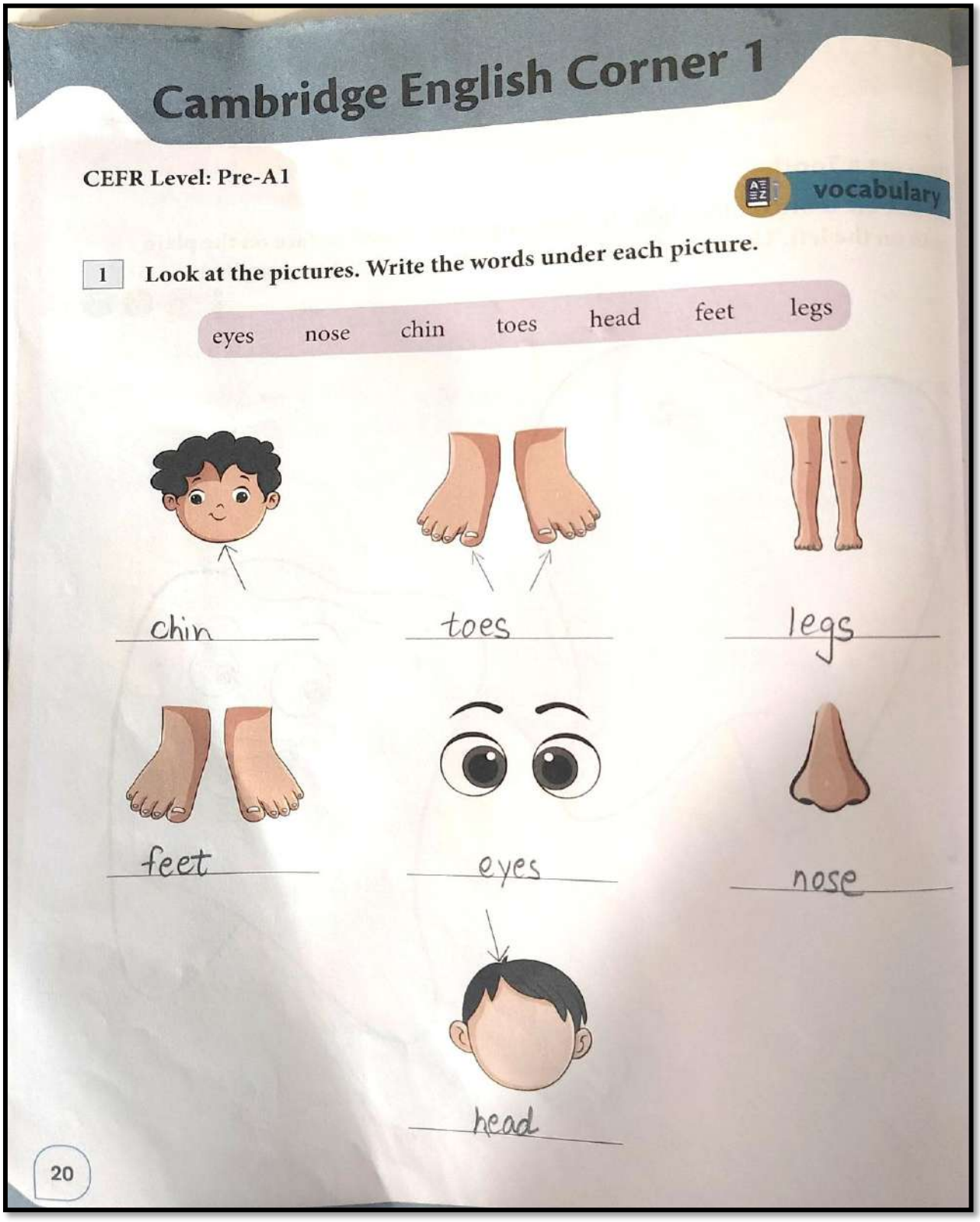

Cambridge English Corner 1

CEFR Level: Pre-A1

vocabulary

1 Look at the pictures. Write the words under each picture.

eyes nose chin toes head feet legs

chin

toes

legs

feet

eyes

nose

head

20

Unit 2 - My Family

2 B: My Sister (Poem)



Recitation and explanation of textbook Pg. no. 36 & 37



Textbook Ex. Pg. no. 38 & 39

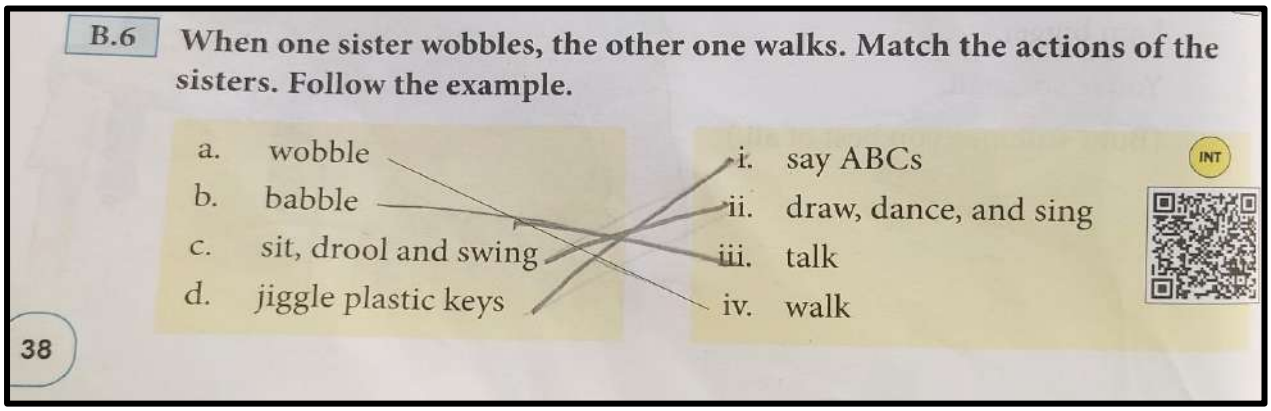

B.6 When one sister wobbles, the other one walks. Match the actions of the sisters. Follow the example.

a.	wobble	i.	say ABCs
b.	babble	ii.	draw, dance, and sing
c.	sit, drool and swing	iii.	talk
d.	jiggle plastic keys	iv.	walk

INT

38

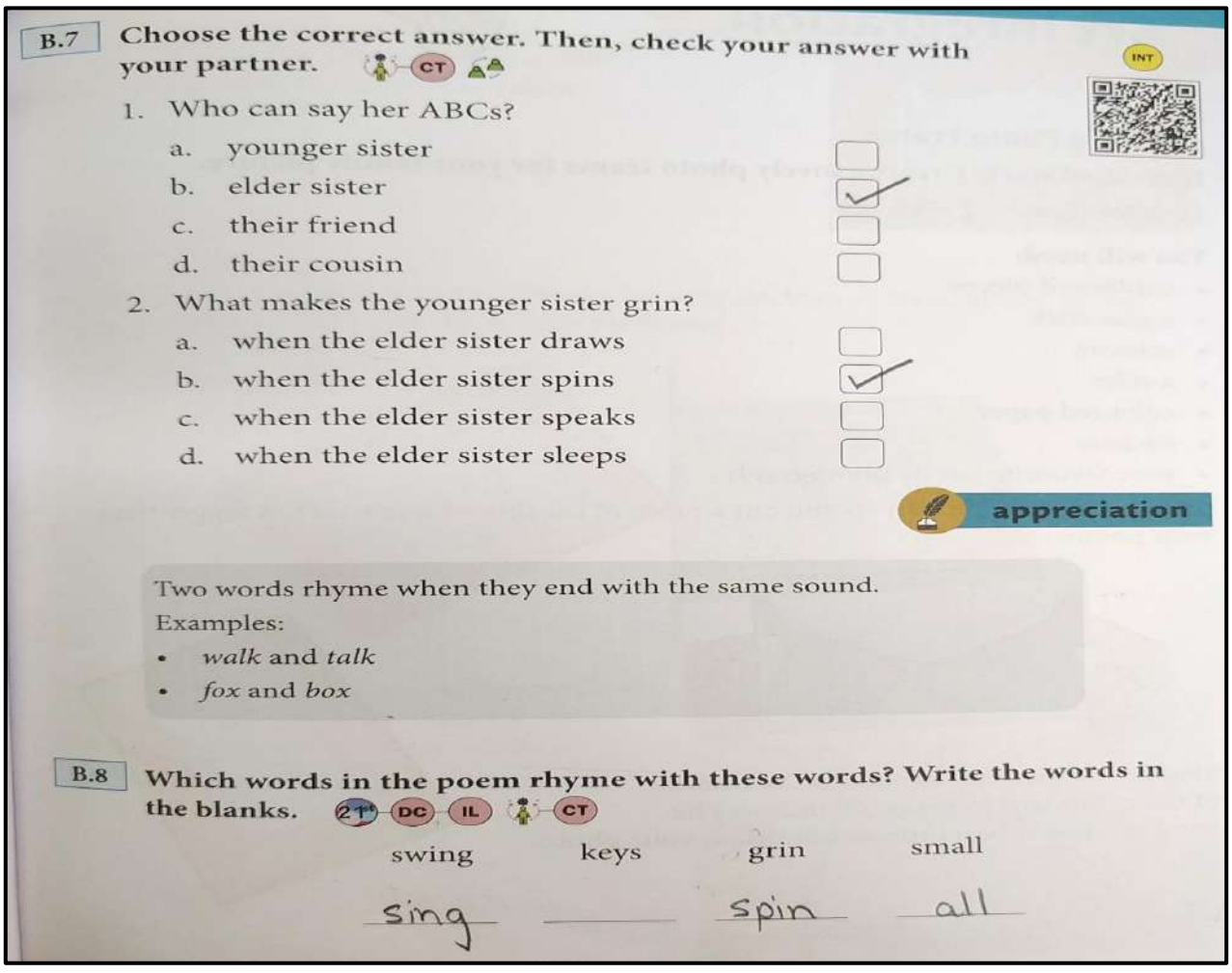

B.7 Choose the correct answer. Then, check your answer with your partner. CT

INT

1. Who can say her ABCs?
   - a. younger sister ☐
   - b. elder sister ☑
   - c. their friend ☐
   - d. their cousin ☐
2. What makes the younger sister grin?
   - a. when the elder sister draws ☐
   - b. when the elder sister spins ☑
   - c. when the elder sister speaks ☐
   - d. when the elder sister sleeps ☐

appreciation

Two words rhyme when they end with the same sound.
Examples:
- *walk* and *talk*
- *fox* and *box*

B.8 Which words in the poem rhyme with these words? Write the words in the blanks. 21st DC IL CT

swing	keys	grin	small
sing	_____	spin	all



Q 1 New Words	
1. wobble	5. babble
2. dance	6. jiggle
3. jump	7. grin
4. swing	8. small

Q 2 Make Sentences
1. draw– I like to draw.
2. small – The bag is very small.
3. keys – The keys are on the table.
Homework
4. swing – The swing is big.
5. jump – I like to jump.

Q 3 Answer the following questions
1. Who wobbles in the poem?
Ans. The **younger sister** wobbles.
2. What does the elder sister do when the younger sister grins?
Ans. The elder sister **runs, jumps and spins**.

Grammar Gear

Ch-14 Punctuation

Reading, explanation and Textbook Ex. Pg. no. 74 & 75

A **Rewrite the sentences using capital letters at suitable places.**

1. my sister's name is anju.
   My sister's name is Anju.
2. my grandparents live in mumbai.
   My grandparents live in Mumbai.
3. my sister risha is very naughty.
   My sister Risha is very naughty.

4. we have holidays in may and june.
   We have holidays in May and June.
5. i love to be with my father on sundays.
   I love to be with my father

We use a full stop (.) at the end of every sentence.
I like to play cricket.

When we ask a question, we end it with a question mark (?).
Who are you?

B **Rewrite the following sentences using capital letters (ABC), full stops (.) and question marks (?) at suitable places.**

1. what is your name
   What is your name?
2. who teaches you hindi
   Who teaches you Hindi?
3. why are you always late
   Why are you always late?
4. where do you live
   Where do you live?
5. my name is namita
   My name is Namita.
6. i study in a school near my house
   I study in a school near my house.

Ch-10 Yoga

Reading, explanation and Textbook Ex. Pg. no. 52 & 53

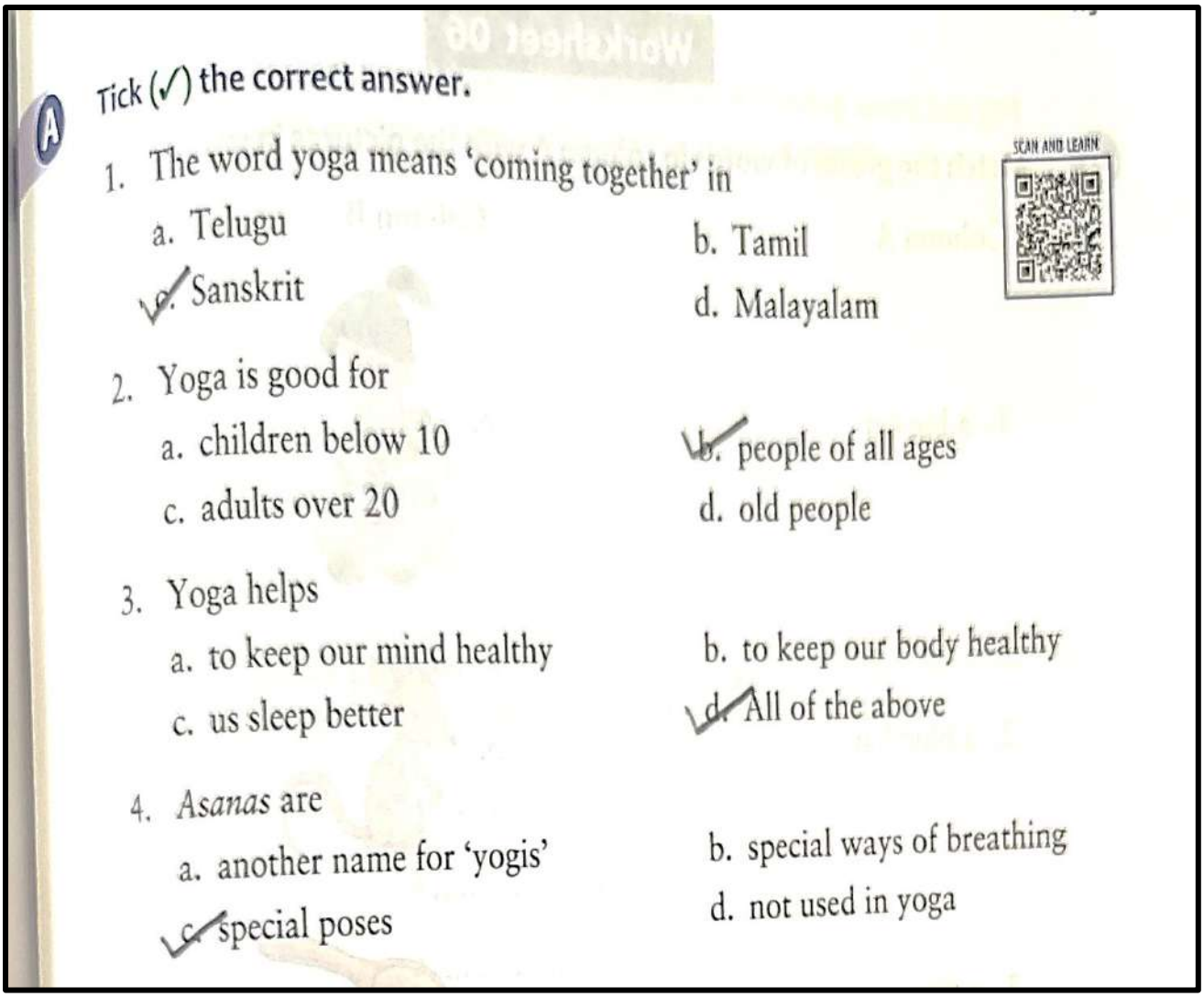

A Tick (✓) the correct answer.

1. The word yoga means 'coming together' in
   a. Telugu
   b. Tamil
   ✓c. Sanskrit
   d. Malayalam

2. Yoga is good for
   a. children below 10
   ✓b. people of all ages
   c. adults over 20
   d. old people

3. Yoga helps
   a. to keep our mind healthy
   b. to keep our body healthy
   c. us sleep better
   ✓d. All of the above

4. *Asanas* are
   a. another name for 'yogis'
   b. special ways of breathing
   ✓c. special poses
   d. not used in yoga

Ch- 5 It's Play Time (Oral)

Notebook Exercise

Creative Writing

My School



1. The name of my school is **Delhi Public School, Gandhinagar**.
2. There are many **classrooms** in my school**.**
3. It has a **big playground**.
4. I love to go to school **every day**.
5. My school is the **best school** in my city.

Delhi Public School Gandhinagar

Academic session (2026-27)

Class: I

Study Material

JUNE: 2026

Subject: English

LEVEL UP VANTAGE - ENGLISH COURSEBOOK

Unit 2 - My Family

2A - A Bit about My Family

Reading and explanation of pg. no. 24 to 27

Textbook Ex. Pg. no. 28, 29, 30, 31, 34 & 35

Listening and speaking Ex. Pg. no. 32,33

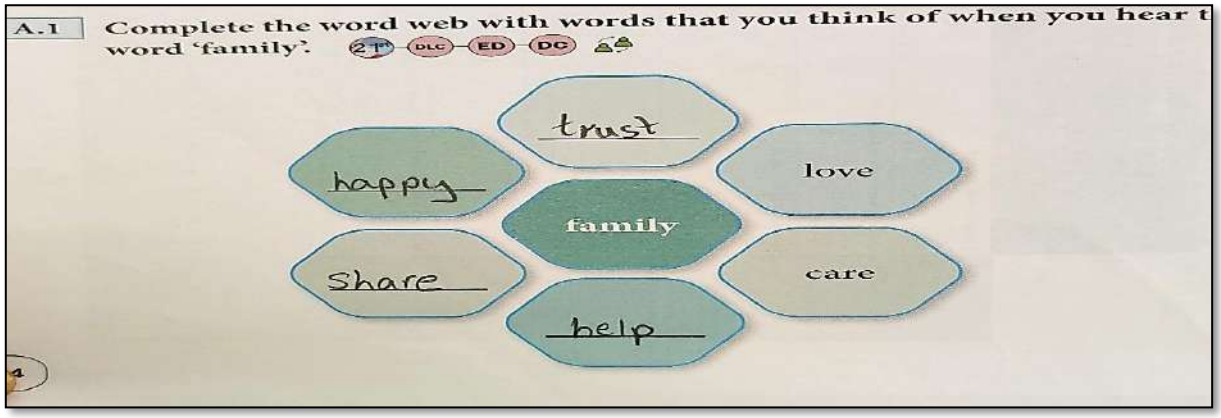

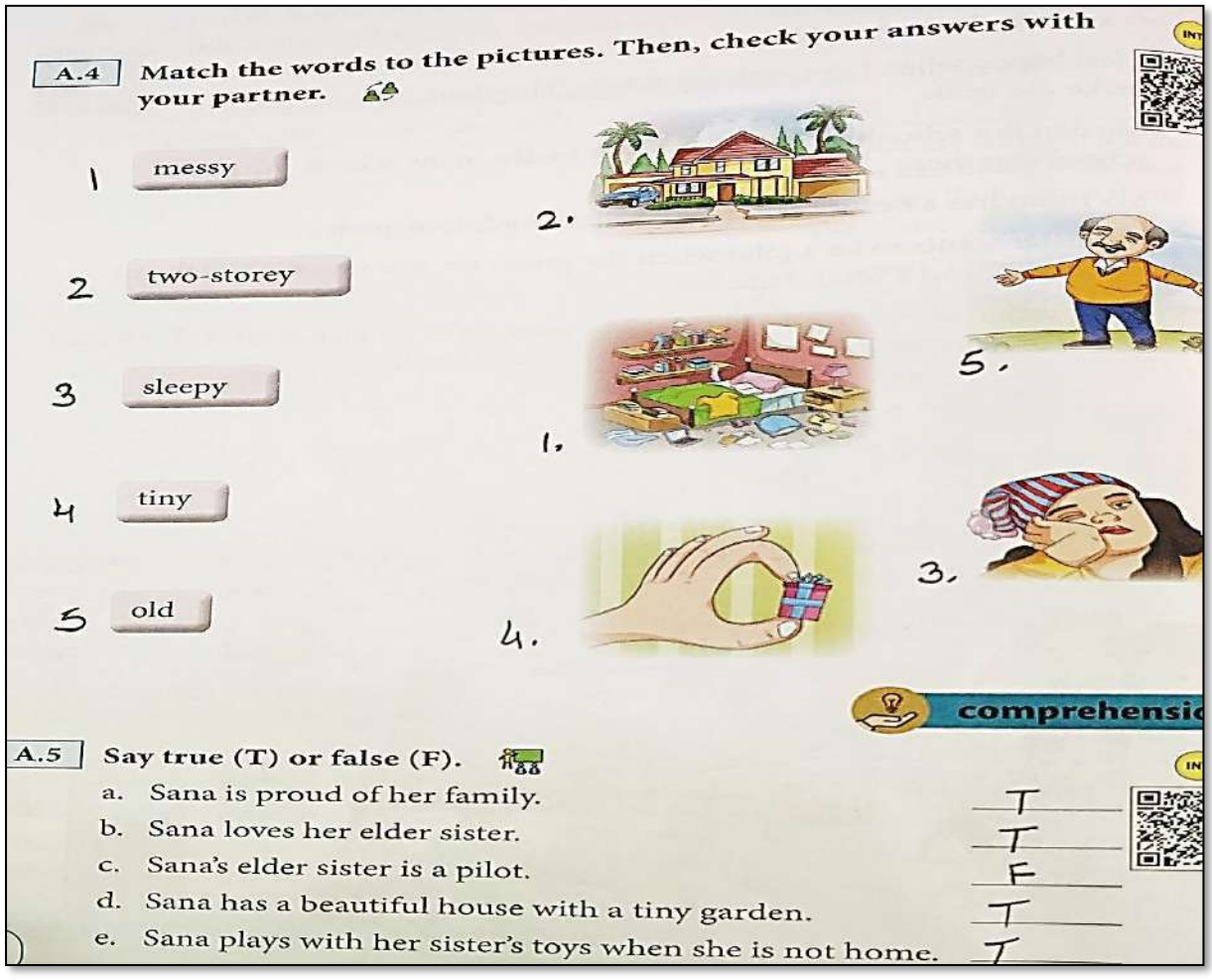

A.6 **Which of these is most like Sana's family and why? Tick the correct picture.** 21st DLC



☐



☐



☑



☐

INT

A.7 **Choose the correct option. Then, check your answer with your partner.**

1. Why does Sana miss her sister?
   a. Sana's sister lets her play with her toys. ☐
   b. Sana's sister is away at school and at her music lessons. ☑
   c. Sana's sister is elder to her. ☐
   d. Sana's sister takes care of her. ☐
2. Why does Sana smile a lot with her family?
   a. Sana is a nice person. ☐
   b. Sana's family takes care of her and loves her. ☑
   c. Sana's sister is her best friend. ☐
   d. Sana's parents buy Sana popcorn and juice at movie time. ☐

grammar: *a/an/the*

A.8 **Read the sentence. Notice the highlighted words.**

a. My mum, dad, sister, and I live in *a* small house next to *an amaltas* tree.

b. My mum takes us out to watch movies. We enjoy *the* movies together with popcorn and juice.

We use *a* or *an* before a naming word that is one in number and is part of a general group.

We use *a* before a naming word that starts with a consonant sound.

We use *an* before a naming word that starts with a vowel sound.

The is used before a naming word (either one or many in number) that describes someone or something in particular.

A.9 **Underline *a*, *an*, or *the* in these sentences. Circle the words that follow them.** 2T PS

a. Abdul goes to a school in Sant Nagar.

b. Look at the owl on the tree!

c. An owl flew past us.

A.10 **Now, work in pairs, and say why we used *the* in sentence b before *owl* and *tree*. Also say why we used *a* before *school* in sentence a and *an* before *owl* in sentence c.** COM TC CT

A.11 **Choose *a*, *an*, or *the* to fill the gaps in the following sentences.** CT

a. Grandma lost her shawl. She looked under ___a___ bedcover and found it.

b. I need ___a___ pencil. May I borrow yours?

c. Give Ria ___an___ orange if you are not going to eat it.

d. I saw ___a___ girl sleeping under ___an___ orange tree. ___A___ squirrel was playing next to her.

e. I want to read all ___the___ books Dad has when I grow up.

pronunciation

A.12 **Circle the word with the odd sound.** CT COM

a.	pit	lid	mat	kit
b.	sit	meet	lip	pick
c.	dip	peep	kit	bib
d.	pot	sip	fit	tip

A.13 **Complete the words in the star below with *i*. Say the complete words aloud.** COM

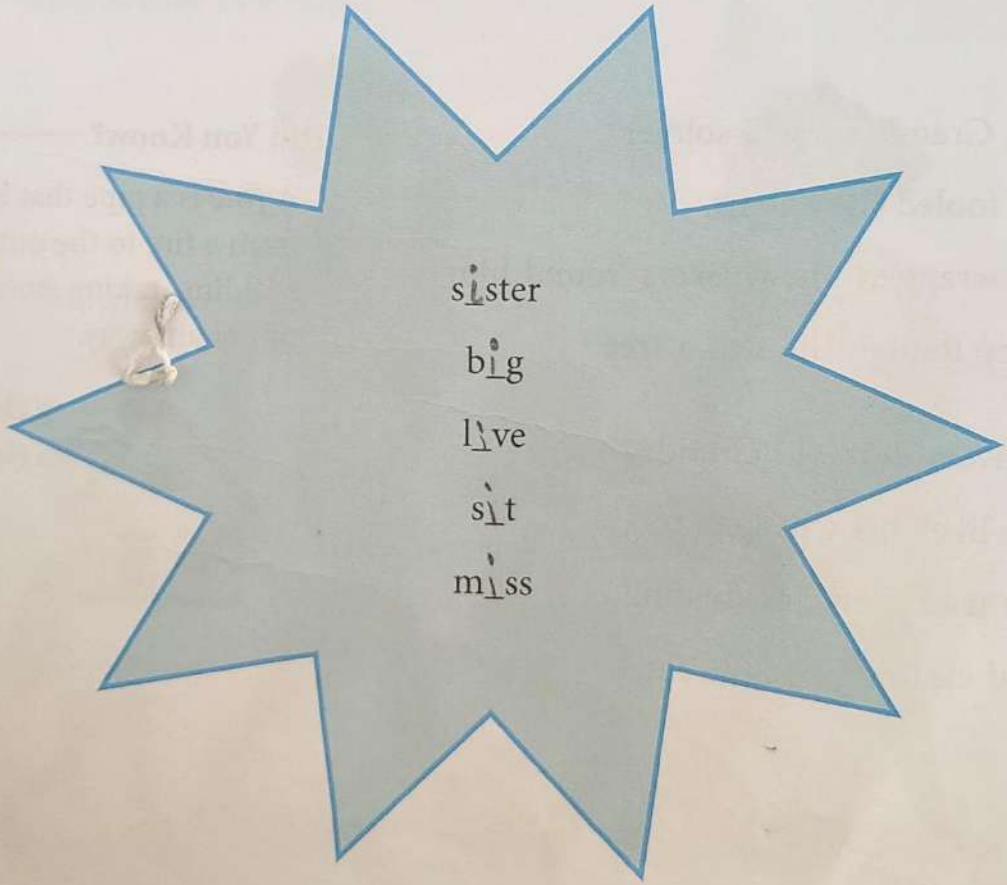

7 **Complete the picture story. Use words from the box below.** 2T CR IL

remote yarn bag glasses book



Grandpa has lost his glasses. He cannot read without them.



'Here is the TV remote we have been looking for,' said Ayush. 'But where are Grandpa's glasses?'



Grandma is looking for something in the green bag.



'Oh, look here! I found a ball of purple yarn!' said Grandma.



'Oh look, Mum, I have found my book here,' said Isha



'Oh there, look at what Rex is wearing,' said Grandpa. 'He is wearing my glasses!'

A.18 **Now, complete the sentence.** CT

Ayush lives with his grandparents, parents, elder sister, and his dog Rex.

Notebook work

A. New words

1. family
2. messy
3. movies
4. sister
5. popcorn
6. teaches
7. storey
8. garden

B. Make Sentences

1. family– I love my family.
2. garden – This is a garden.
3. always- I always wake up early.

H.W.

4. friend- She is my best friend.

5. school- This is my school.

C. Answer in One Word (CBE)

1. Who wants to sleep a little more?

Ans. Sana's sister

2. Which subject does Sana's father teach in the school?

Ans. Maths

3. Name the tree mentioned in the lesson?

Ans. An amaltas tree

Grammar Gear

Ch-4 Pronouns

Reading, explanation and Text Book Ex. Pg. no. 16 to 21



A Fill in the blanks with *I*, *we* or *you*.

1. I am happy. Rita is happy. .....We..... are happy.
2. I cannot carry so many books. Can .....you..... help me?
3. Pudding is my favourite. .....I..... can eat a lot of it.
4. Ram and I swim together. .....We..... are friends.
5. Tulip and I will go to the market. .....We..... will get toffees for everyone.

B Look at the pictures and fill in the blanks with pronouns. One is done for you.



1. ....He.... is a postman.



2. She..... is a nurse.



3. ...He.... is a boy.



4. ...It.... is a balloon.



5. ...It.... is a monkey.



6. ..She.... is a teacher.



7. ..He.... is a sweeper.



8. ..She... is a singer.

C **Underline the correct pronoun in each sentence.**

1. (He/She) is my sister.
2. (He/It) is going to school.
3. (He/She) is my uncle.
4. (It/He) is my pet dog.
5. (It/She) is a bat.
6. (He/It) is an orange.

D **Rewrite the sentences. Use pronouns in place of the underlined words.**



1. This is Ritu. Ritu is my friend.

   This is Ritu. She is my friend.



2. This is my rabbit. My rabbit is white.

   This is my rabbit. It is white.



3. This is Anil. Anil is my brother.

   This is Anil. He is my brother.



4. This is a ball. The ball is red.

   This is a ball. It is red.

E **Complete the sentences with the pronouns given in the strip.**

I You He She It We They



1. John is a cricket player.
   ..He.. plays well.



2. The kids are in the field.
   ..They.. are playing football.



3. Amira has a pet dog.
   ..It.. is brown.



4. Sameera is a good girl.
   ..She.. goes to school regularly.



5. Maria and I are friends.
   ..We.. like to play together.



6. This is my favourite diary.
   ..I.. call it Kitty.



7. I am a clown.
   ..You.. are a clown too.

F **Read the sentences given below. Replace the underlined words with suitable pronouns. Rewrite the sentences in the given space.**



1. Leela and Ram are playing in a garden. <u>The garden</u> has many trees. <u>The trees</u> have lots of apples on them.

   Leela and Ram are playing in a garden. It has many trees. They have lots of apples on them.

2. Leela and Ram are playing. <u>Leela and Ram</u> are playing with a ball. <u>The ball</u> is red and yellow.

   Leela and Ram are playing. They are playing with a ball. It is red and yellow.

3. Leela is holding the ball. <u>Leela</u> is going to throw <u>the ball</u> to Ram.

   Leela is holding the ball. She is going to throw it to Ram.

4. Ram is looking at the ball. <u>Ram</u> is ready to catch <u>the ball</u>.

   Ram is looking at the ball. He is ready to catch it.

Ch-12 A, An, The
Reading, explanation and Textbook Ex. Pg. no. 68 to 70

A Look at the pictures and name them. Add *a* or *an* before each of the names correctly. One is done for you.



1. an engine



3. an ice-cream



2. a mango



4. a football

68



5. a house



7. a car



6. an umbrella



8. an elephant

B Fill in the blanks with *a* or *an*.

1. My mother peeled *an* orange.
2. She read *a* book.
3. Rosy has *an* umbrella.
4. Rahul ate *an* ice cream.
5. I planted *a* seed.
6. I saw *an* elephant.

The

We use *the* for something specific.
the moon, *the* sun, *the* earth

C Tick (✓) the correct answers from the options given in brackets.

1. (~~a~~/an) computer and (~~a~~/an) table



SCAN AND LEARN

2. (a/~~an~~) elephant and (~~a~~/an) rabbit



3. (a/~~the~~) sun and (a/~~the~~) moon



4. (~~a~~/an) teacher and (~~a~~/an) student



D **Unscramble and write the naming words. Add *a*, *an* or *the* before each of them correctly. One is done for you.**



1. o s u e h

a house



2. l w o

an owl



3. a r h t e

the earth



4. m e r l l u a b

an umbrella

DELHI PUBLIC SCHOOL, GANDHINAGAR



CLASS 1

SESSION – 2026-27

SUBJECT – ENGLISH

Sample notebook

Month – APRIL & MAY

Notebook Work - First Week:





LEVEL UP VANTAGE - ENGLISH COURSEBOOK

Unit 1- Myself

1A : Bit about Myself

Reading and explanation of pg. 1 to 3

Textbook Ex. Pg. no. 4 -14

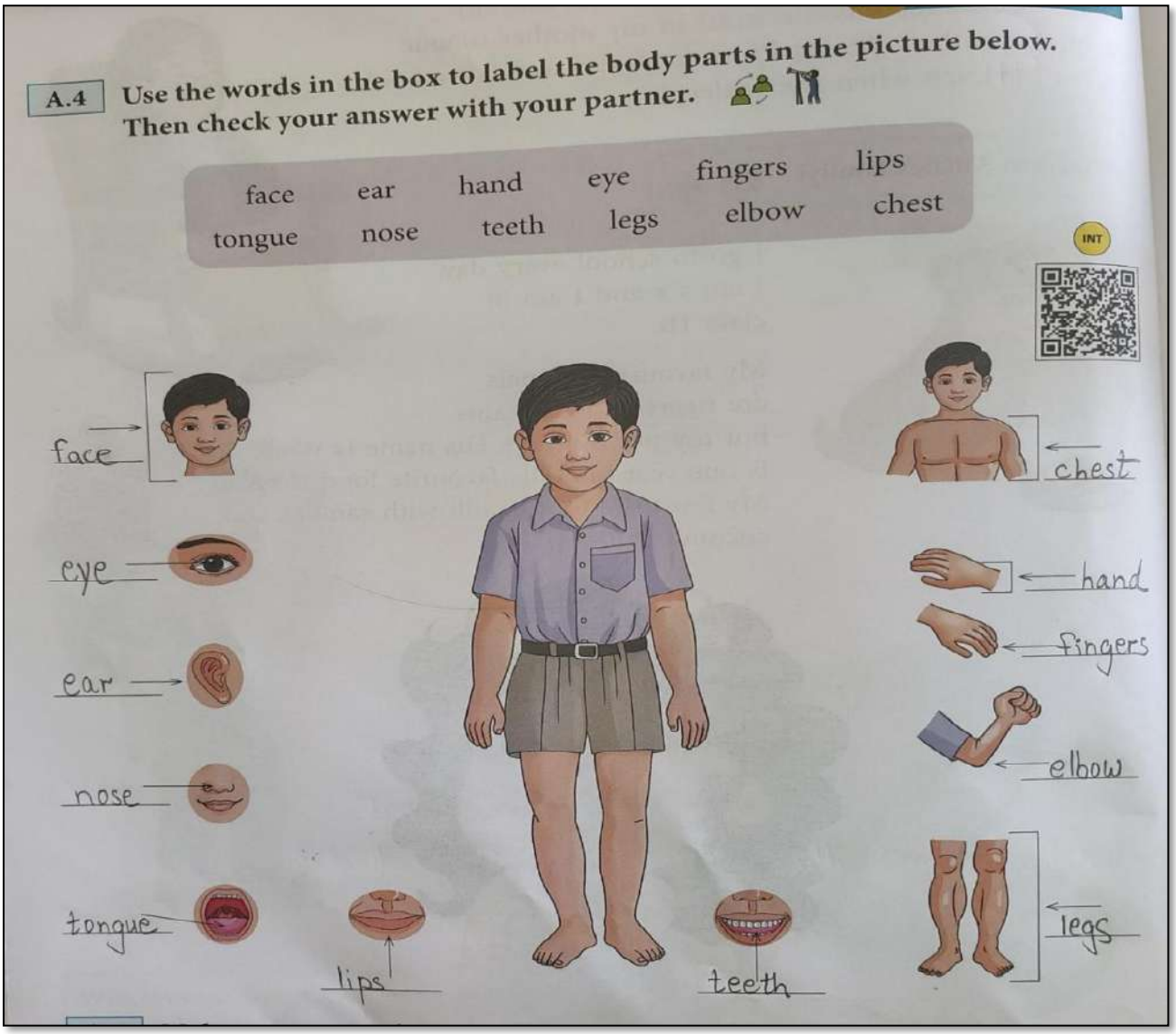

A.5 Make sentences on any eight names of the body parts shown in A.4 (oral)

A.6 **Choose the correct answer. Then check your answer with your partner.** 21st DC DLC SVID

1. Which of these pictures shows Kerala? Tick.

a.



b.



c.



d.



2. Who does Amala play tennis with?

   a. her father
   b. her mother and her father
   c. her mother and her friend Usha
   d. with her grandmother

A.7 Complete this table by comparing information about Amala and yourself.

Amala	You H.W
She has curly hair and black eyes.	I have _____.
In her mother tongue, the word for 'grandmother' is *Ammachi*.	In my mother tongue, the word for 'grandmother' is _____.
She has a dog for a pet.	I have _____. /I do not have _____.
She loves idlis with sambar and coconut chutney.	I love _____.

A.8 Do you play any sport or game? Who do you play with and when? Talk about it.

grammar: naming words

A.9 Look at these pictures. Write their names.



school



idli, sambhar and chutney



tiger



elephant

6

A.10 Look at the pictures. Name what or who you see.



girl/Amala



grandmother



beach

A.11 Look at the pictures and read the names. Circle the ones that are special names. CT



ball



(Sunday)



train



(Jonathan)



girl



dog

A.12 Make sentences with each of the following words. C

ball — This is a ball.

Sunday — Today is Sunday.

train — This is a train.

H.W

Jonathan — He is Jonathan

girl — She is a cute girl.

dog — This is a dog.

Follow the example to answer the questions given below, using naming words. Work in pairs, and ask and answer these questions in turns. GOM 2T PS





What is this?
This is an apple.



What is this?
This is a book.



What is this?
This is a house.



What is this?
This is a tree.

pronunciation

A.16 Read these words aloud. Pay attention to how the letter *a* has been said in each one of them. 21st ICT COM IVID

dad	cat	rat	apple
map	cap	tap	ant

A.17 Look at the pictures and complete the words. Then, say them aloud. CT COM

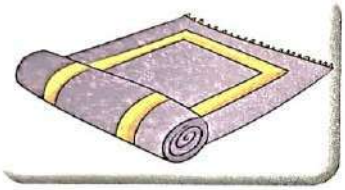

M A T

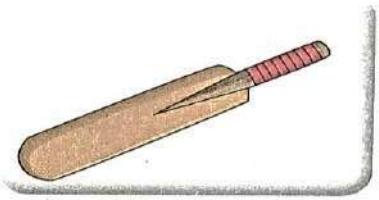

B A T

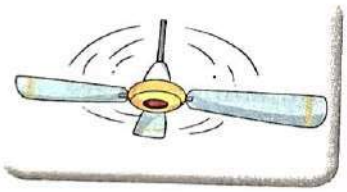

F A N



S A D



T A G

knife

A.14 Complete the words. Then check your answer with your partner. 21st PS

a. one dress
two dresses



b. one fox
three foxes



c. one watch
five watches

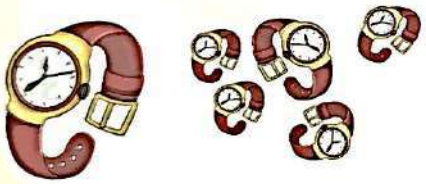

d. one leaf
two leaves



Notebook work:

A. New words

1. curly
2. sports
3. tennis
4. mother
5. sleeping
6. sometimes
7. favourite
8. animals

B. Answer in one word. (CBE)

1. Where is Amala from?
Ans. Kerala

2. Which sport does Amala play?
Ans. Tennis

3. How old is Amala?
Ans. Six years

4. What are Amala's favourite animals?
Ans. Tigers and Elephants

Unit 1: Myself

1 B : How I Lost My Milk Teeth (Poem)

Reading and explanation of Lesson pages- 15,16

Textbook Ex. Pg. no. 17 -19

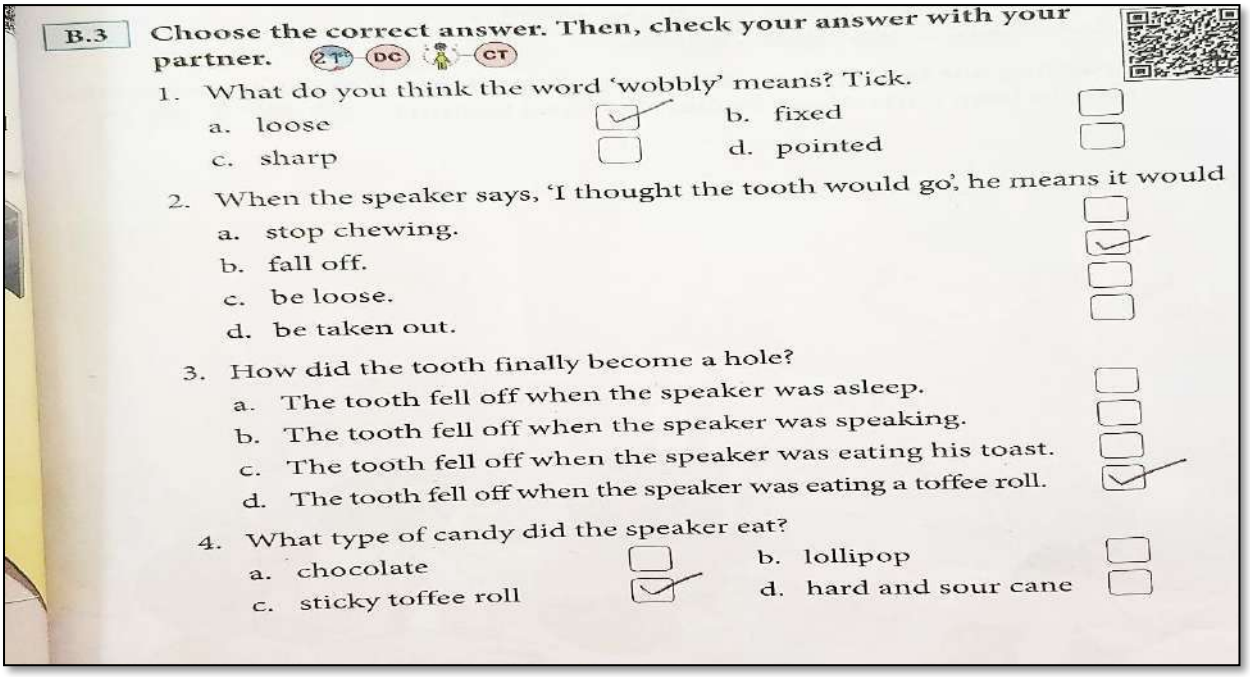

B.3 Choose the correct answer. Then, check your answer with your partner. 2T DC CT

1. What do you think the word 'wobbly' means? Tick.
   a. loose ☑ b. fixed ☐
   c. sharp ☐ d. pointed ☐
2. When the speaker says, 'I thought the tooth would go', he means it would
   a. stop chewing. ☐
   b. fall off. ☑
   c. be loose. ☐
   d. be taken out. ☐
3. How did the tooth finally become a hole?
   a. The tooth fell off when the speaker was asleep. ☐
   b. The tooth fell off when the speaker was speaking. ☐
   c. The tooth fell off when the speaker was eating his toast. ☐
   d. The tooth fell off when the speaker was eating a toffee roll. ☑
4. What type of candy did the speaker eat?
   a. chocolate ☐ b. lollipop ☐
   c. sticky toffee roll ☑ d. hard and sour cane ☐

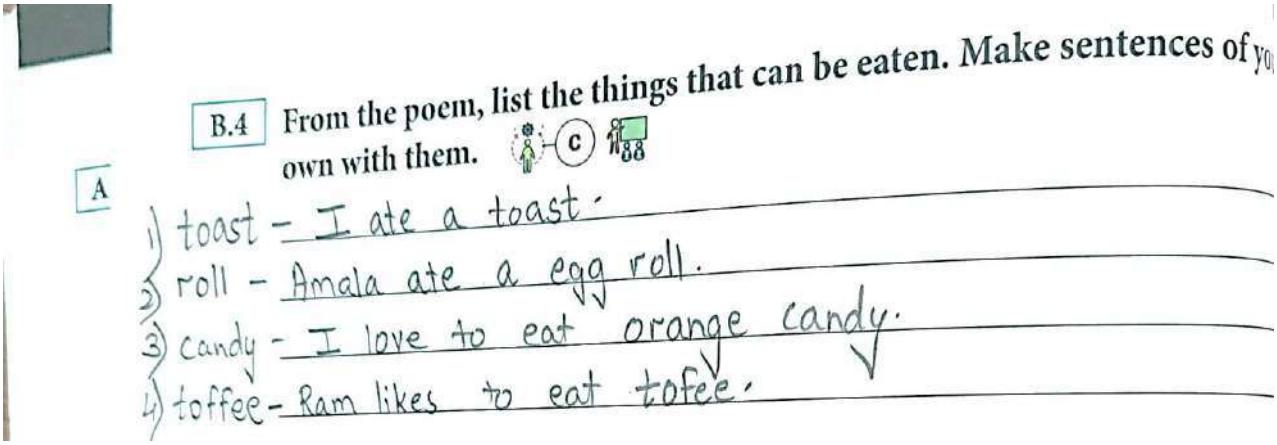

B.4 From the poem, list the things that can be eaten. Make sentences of yo own with them. C P 88

A

1) toast - I ate a toast.
2) roll - Amala ate a egg roll.
3) candy - I love to eat orange candy.
4) toffee - Ram likes to eat tofee.

Notebook work :

A. New words

1. wobbly
2. tooth
3. toast
4. thought
5. candy
6. sticky
7. toffee
8. Hole

Grammar Gear

Ch -1 Letters and Words

- **Reading and explanation and Text Book Exercise Pg no. 1 & 2**
-

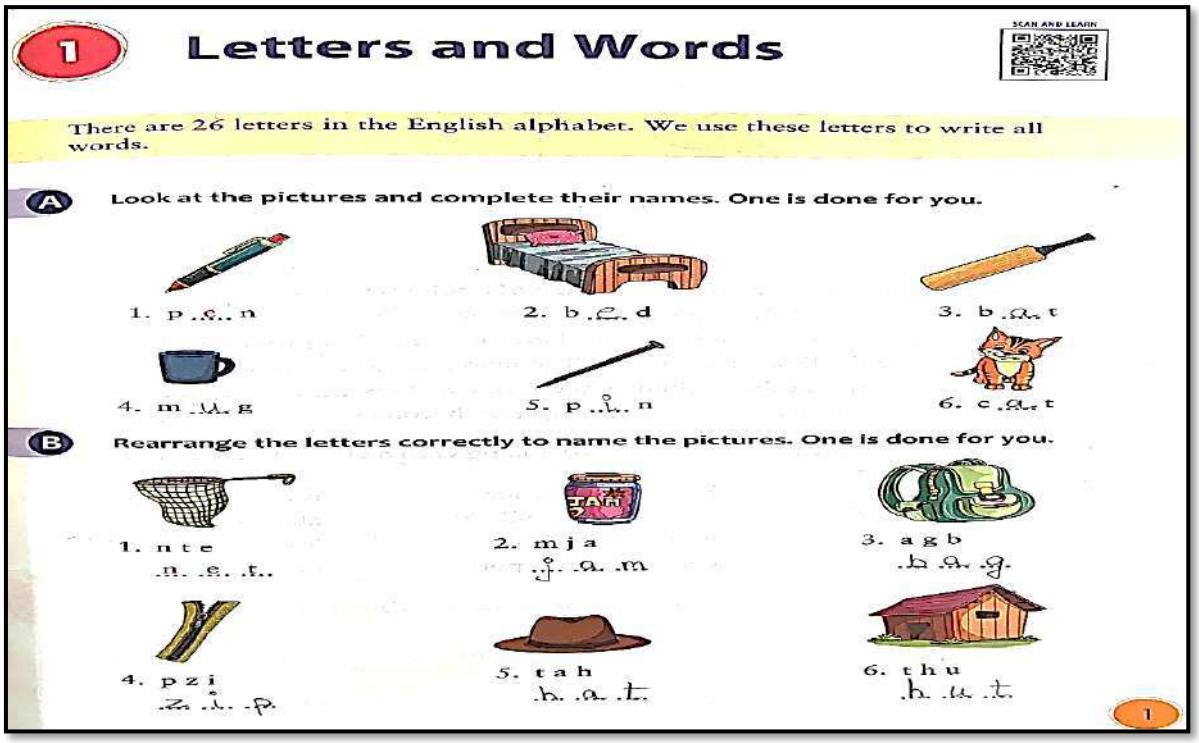

1 Letters and Words

There are 26 letters in the English alphabet. We use these letters to write all words.

A Look at the pictures and complete their names. One is done for you.

1. p e n
2. b e d
3. b a t
4. m u g
5. p i n
6. c a t

B Rearrange the letters correctly to name the pictures. One is done for you.

1. n t e — t e n
2. m j a — j a m
3. a g b — b a g
4. p z i — z i p
5. t a h — h a t
6. t h u — h u t

1

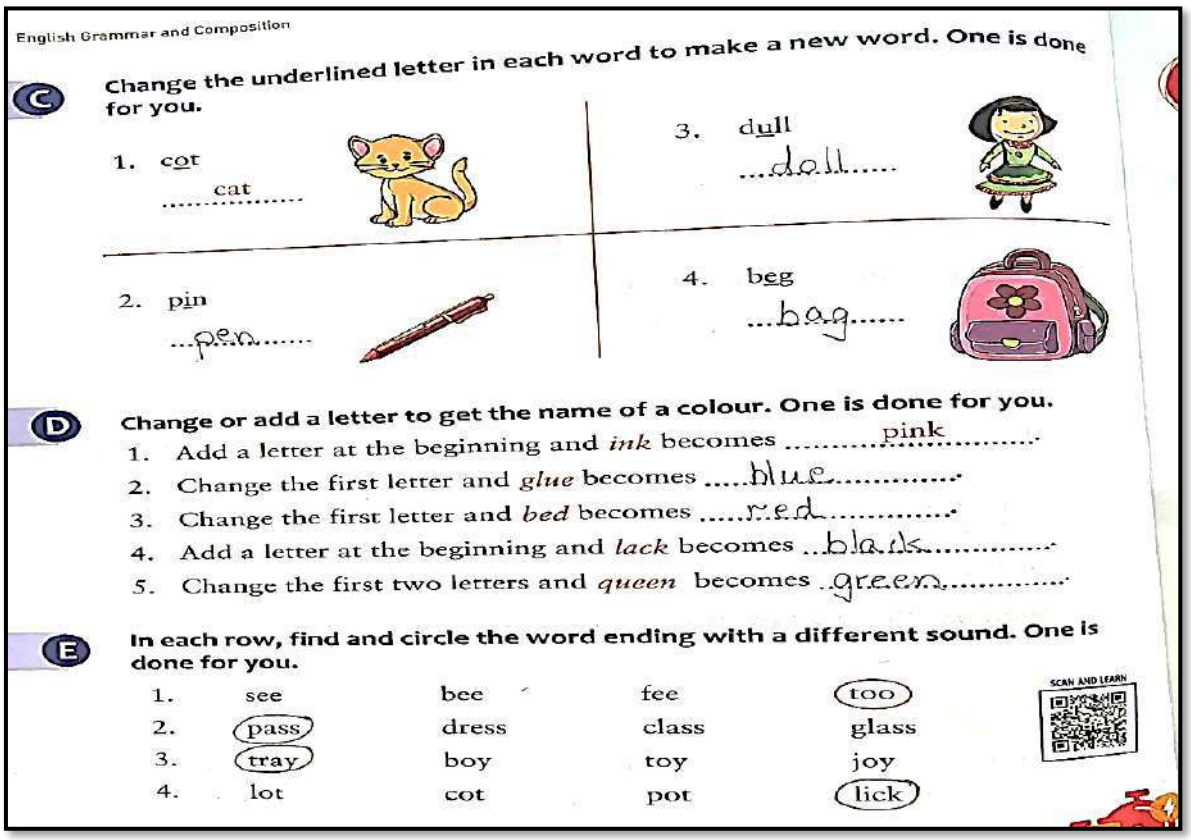

English Grammar and Composition

C Change the underlined letter in each word to make a new word. One is done for you.

1. cot — cat
2. pin — pen
3. dull — doll
4. beg — bag

D Change or add a letter to get the name of a colour. One is done for you.

1. Add a letter at the beginning and *ink* becomes pink
2. Change the first letter and *glue* becomes blue
3. Change the first letter and *bed* becomes red
4. Add a letter at the beginning and *lack* becomes black
5. Change the first two letters and *queen* becomes green

E In each row, find and circle the word ending with a different sound. One is done for you.

1.	see	bee	fee	(too)
2.	(pass)	dress	class	glass
3.	(tray)	boy	toy	joy
4.	lot	cot	pot	(lick)

Ch -2 Naming Words

- **Reading and explanation and Text Book Exercise Pg no 3 - 10**
-



2 Naming Words

SCAN AND LEARN

1. Name these things. One is done for you.

a ball | a bat | a box

2. Name these people. One is done for you.

a doctor | a girl | a boy

3. Name these places. One is done for you.

a shop | a park | a house

4. Name these animals. One is done for you.

a cow | a cat | a dog



English Grammar and Composition

A Here are the pictures of some animals. Choose the correct naming word from the strip. Write it below each picture.

monkey tiger lion horse sheep zebra

1. a horse 2. a monkey 3. a sheep

4. a tiger 5. a zebra 6. a lion

B Tick (✓) the boxes beside the correct words to name these people.

1. Who dances on stage?
   - [ ] a cook
   - [✓] a dancer
   - [ ] a singer
2. Who mends our broken shoes?
   - [ ] a tailor
   - [✓] a cobbler
   - [ ] a grocer
3. Who looks after the sick people?
   - [ ] a cobbler
   - [ ] a tailor
   - [✓] a nurse
4. Who teaches in a school?
   - [✓] a teacher
   - [ ] a peon
   - [ ] a carpenter

5. Who looks after the plants in our garden?

☑ a gardener ☐ a driver ☐ a doctor

C **The names of a few places are given in column B. In column A are the names of some people and what they do. Match the two columns.**

SCAN AND LEARN

A		B	
1.	Reema plays in	5. a.	the library.
2.	The king sits in his	1. b.	a park.
3.	Ravi buys stamps from	2. c.	palace.
4.	The farmer works in	3. d.	the post office.
5.	Rita gets storybooks from	4. e.	the field.

D **Look at the pictures. Then fill in the blanks with the correct naming words.**

1. A ..monkey..... is eating ..bananas...



2. A .....dog..... and its ..puppy..... are sleeping under a ...tree.....



3. A ...lion..... is sitting outside its ....den.....



4. A .....boy..... and a .....girl..... are going to .school.....



5. There is an ..orange..... in the ....bowl.....



6. A ...duck..... is swimming in a ...pond.....



E **Complete the sentences. Fill in the blanks with suitable naming words. One is done for you.**

soap camera pillow watch pencil

1. I want a .....camera..... to click photographs.



2. I need .....soap..... to wash my dirty face.



3. Please teach me to tell the time in a ..watch.....



4. I need a ..pencil..... to write my name.





5. I want to sleep. Please give me a ..pillow.....

F Look at the string of letters given below. There are some naming words hidden in it. Circle the words. Write them in the blanks under the correct pictures. One is done for you.

D O G P I A N O P A R R O T K I N G M O N K E Y



1. .....DOG.....



2. .....KING.....



3. ...MONKEY...



4. PIANO



5. ...PARROT.....

DELHI PUBLI

H Complete the crossword with the names of things and people you see in a classroom. The picture clues will help you. One is done for you.

SCAN AND LEARN

Across →

2. 

5. 

7. 

8. 

9. 

Down ↓

1. 

3. 

4. 

6. 

			1↓ C										
			H										
			A										
			L										
		3↓				4↓							
2→	B	O	O	K	S								
	L				T								
	A				U								
	C			5→	D	U	S	T	E	R			
	K				E					6↓			
	B				N					P			
	O			7→	T	E	A	C	H	E	R		
	A				S					N			
	R								8→	C	H	A	I	R
9→	D	E	S	K						I			
										L			

I Circle the special names. Write them on the blanks below. Remember to begin each special name with a capital letter. One is done for you.

pan	(dev)	den	cat	fan	(sonia)
dog	(monday)	mug	brush	paste	(holi)
pencil	(america)	notebook	child	(france)	chair
(sachin)	bed	(friday)	pencil	shoes	(mumbai)
name	(diwali)	flower	(june)	fly	(february)

.....Dev.....	...Monday.....	...America.....	...Sachin.....
...Sonia.....	...Holi.....	...France.....	...Friday.....

...Mumbai...	...February...	.....	.....
...Diwali.....	.....	.....	.....
...June.....	.....	.....	.....

3 One and Many

Read and understand.


cat


cats


rat


rats

When we say *cat*, we mean one cat. When we say *cats*, we mean more than one cat.

We add *-s* to some words to change them from one to many.


a crayon


many crayons


an orange


many oranges

A **Fill in the blanks correctly with the words given in brackets.**

1. I took one ..rose..... Shilpa took three ..roses..... (rose/roses)
2. This ..shirt..... is red. Those ..shirts... are blue. (shirt/shirts)
3. Ravi has five .pencils..... My brother has one ..pencil..... (pencil/pencils)
4. There is one ...tree..... in front of my house. There are seven ..trees..... in the park. (tree/trees)
5. He offered me many ....chocolates.... I took only one ..chocolate..... (chocolate/chocolates)

B **Change the given naming words from one to many.**

1. a doll  many .....dolls..... 
2. a banana  many ...bananas..... 
3. an egg  many ....eggs..... 
4. a flower  many ....flowers..... 

C **Look at the pictures. Then fill in the blanks with the correct naming words.**



1. There are two dogs.
   One .....dog..... is sleeping.



2. Joy has one orange.
   Rahul has five ....oranges.....



3. There are two baby birds in the nest.
   There is one .....bird.....
   on the branch.



4. Swati carries one book.
   Sonali carries many .....books.....

D Circle the naming words that name one. Underline the naming words that name many. Then put them in the correct boxes.

flowers (boy) rings kittens (net) (ball) umbrellas
(carpet) letters (pencil) (boat) shops (chair) grapes

One	Many
1. boy	1. flowers
2. net	2. rings
3. ball	3. kittens
4. carpet	4. umbrellas
5. pencil	5. letters
6. boat	6. shops
7. chair	7. grapes

We add *-es* to some words to change them from one to many.
fox ~ fox*es* church ~ church*es* dish ~ dish*es*

E Add *-es* to the following words to change them from one to many.

1. peach ...peaches.....
2. dress ...dresses.....
3. box .....boxes.....
4. match ...matches.....
5. class .....classes.....
6. watch ...watches....
7. beach .....beaches.....
8. glass .....glasses.....

Now fill in the blanks with the words that you have written.

1. Maya ate three ..peaches..... and a banana.
2. I put all my toys in two small ....boxes.....
3. John went to all the ...classes..... to give sweets on his birthday.
4. Sasha gave both her ...dresses..... to her sister.
5. Our team won three ...matches..... out of five.

F **Circle the naming words in the given poem. Identify the words that name one and the ones that name many. Write them in the correct row.**

Six little (monkeys)
Jumping on a (tree.)
There comes a (pedlar)
Whom the (monkeys) see.
One naughty (monkey)
Snatches his (cap)
With small (bows)
And a very long (strap.)
Says the (pedlar,)
'Give me the (cap.)'
The (monkey) winks at him
And tightens the (strap.)



One ..monkey... ...strap... .....cap..... ..pedlar.... ..tree.....
Many ..monkeys ...bows....

G **Read aloud the words that are given below. Change them from one to many.**

1. doll ....dolls.....
2. book ....books.....
3. table ...tables.....
4. house ...houses.....
5. fox ....foxes.....
6. eye ..eyes.....
7. monkey ..monkeys.....
8. tomato ...tomatoes....
9. cup ....cups.....
10. crow ....crows.....

Now circle the words that you have written above in the grid below. One is done for you.

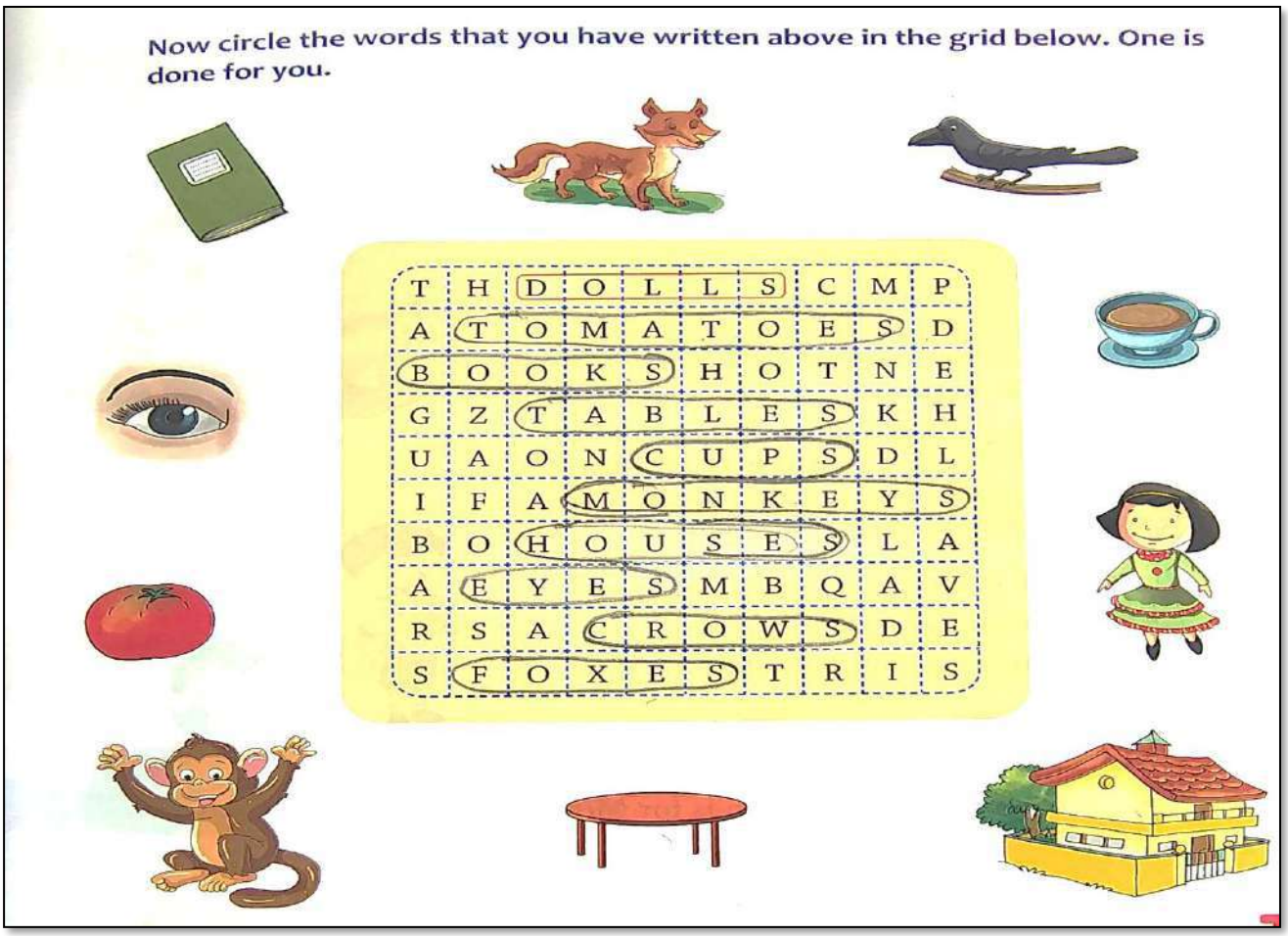

Creative Writing

My Self

1. My name is Neha Trivedi.

2. I am a _____ (boy/girl).

3. I am _____ (six / seven / eight) years old.

4. I study in class _____.

5. I live in _____ (Ahmedabad/ Gandhinagar)