



DELHI PUBLIC SCHOOL, GANDHINAGAR

CLASS 1

SESSION – 2025-26

SUBJECT – ENGLISH

Sample notebook



Month – AUGUST




ENGLISH COURSE Poem 5 Mice

Recitation and explanation of poem pages- 32,33

TEXT BOOK EXERCISE PG NO. – 34-35

Comprehension

A. Match the words in Column A with the correct pictures in Column B.

Column A	Column B
1. long	a. 
2. pink	b. 
3. white	c. 

B. Write T (true) or F (false) in the boxes.

- Mice have big chins. ☐
- No one seems to like mice. ☐
- Mice run in the house in the morning. ☐
- Mice nibble things they should not touch. ☐

C. Answer the following questions orally. C.B.E

- What does the poet feel about mice?
- What type of face does a mouse have?

D. Think and answer orally. C.B.E

- Do you like mice? Why or why not?
- What do you do when you see a mouse?

Activity H.W

Write four sentences about your favourite mouse character.

- My favourite mouse character is _____.
- I saw this character in the movie/cartoon _____.
- The mouse is _____ in colour.
- I like this character because it is _____.

ENGLISH COURSE Lesson 6 Fishing for the Moon in the Well

Reading and explanation of lesson pages- 36,37

TEXT BOOK EXERCISE PG NO. – 37 – 42

Comprehension

A. Write T (true) or F (false) in the boxes.

- The kind-hearted man went to fetch water in the morning. ☐
- The man saw the reflection of the moon in the well. ☐
- The moon fell into the well. ☐
- The man used a net to fish the moon out of the well. ☐
- The rope broke because the man pulled it too hard. ☐
- People believed that the man really fished the moon out of the well. ☐

B. Fill in the blanks with words from the lesson.

1. When the man saw the moon's reflection in the well, he was alarmed.
2. The man went back home to get his fishing hook.
3. He tied the hook to long rope.
4. The man pulled the rope so hard that it broke and he fell on his back.
5. Nobody told the man that the moon was always in the sky.

C. Think and answer orally. CBE

1. What alarmed the man? What did he do about it?
2. What do you think the people thought about the man?
3. Do you think the man was foolish? Why or why not?
4. Should we always believe what we see? Why or why not?

Vocabulary

A. Unscramble the letters and write down the words. The words are from the lesson. One is done for you as an example.

- | | | | |
|---------------|-------------------|-------------|-----------------|
| 1. hingsif | <u>fishing</u> | 2. regodna | <u>groaned</u> |
| 3. bifatuleu | <u>beautiful</u> | 4. ruryh | <u>hurry</u> |
| 5. rfectlenio | <u>reflection</u> | 6. flojyluy | <u>joyfully</u> |
| 7. walysa | <u>always</u> | 8. tecfh | <u>fetch</u> |

B. Match the words in Column A with their opposites in Column B. One is done for you as an example.

- | Column A | Column B |
|-----------|-----------|
| 1. long | a. always |
| 2. pull | b. top |
| 3. never | c. low |
| 4. huge | d. short |
| 5. bottom | e. push |
| 6. high | f. tiny |

Writing

Look at the picture and describe what is happening. NCF



1. The moon (moon/sun) is shining brightly.
2. Karan is lying (sitting/lying) on a cot outside (outside/inside) his house.
3. Karan's grandmother (mother/grandmother) is telling him a story.
4. Karan's pet dog is sleeping (jumping/sleeping) in front of the cot.
5. A mouse is standing (standing/lying) next to the cot.
6. An owl (owl/ostrich) is sitting in a tree.
7. There are two (three/two) bats flying in the sky.

Project Work NCF

Given below is a picture of the Sun, the Earth and the Moon. Colour them.



Notebook work

A. New words

- | | |
|---------------|-------------|
| 1. moon | 5. caught |
| 2. fetch | 6. groaned |
| 3. reflection | 7. person |
| 4. hurry | 8. joyfully |

B. Make sentences.

1. hook – There is a hook in the bag.
2. reflection – I saw my reflection in the river.
3. moon – The moon shines brightly in the sky.

H.W.

4. water – There is little water in the well.
5. hurry – I am in a hurry to catch the train

C. Answer the following.

1. What did the man see in the well?

Ans. The man saw the reflection of the moon in the well.

2. What did the man bring to catch the moon?

Ans. The man brought a fishing hook to catch the moon.

3. Where did the man find the moon at the end?

Ans. The man found the moon high up in the sky.

★ Reading and explanation of lesson pages- 43, 44

comprehension

ick (✓) the correct options.

1. The students of Class 1 are wearing aprons and gloves/caps.
2. Some students are holding dust fans/dustpans.
3. Each group cleans one small/huge part of the classroom.
4. The students collect water/litter from the floor and throw it in the dustbin.
5. The cupboard/corridor is full of waste paper and bits of food.
6. The students give gifts to all the teachers/helpers.

Write **T** (true) or **F** (false) in the boxes.

1. The teacher has brooms and dustcloths in his hand.
2. Sheena wants to hold a competition.
3. Only one group works hard.
4. The classroom looks dirty after the students clean it.
5. All the students are tired.

1. Which room do the students clean first?
2. Who wins the competition?
3. Where do the students go after cleaning the corridor?

Vocabulary

People Who Help Us

Look at the pictures given below. Do you know the people who help us?
Fill in the blanks with the correct words from the box.

1. plumber

2. carpenter

3. gardener

5. postman

6. Watchman



7. tailor

A cartoon illustration of a young boy with dark hair, wearing a light blue short-sleeved shirt and brown trousers. He is holding a long-handled broom with both hands and is in the process of sweeping the floor. He is wearing brown sandals. The background is a plain, light greyish-blue.

8. Sweeper

9. cobbler

A cartoon illustration of a barber shop. A barber with a mustache, wearing a white shirt and brown pants, is standing and cutting a young boy's hair. The boy is sitting in a barber chair, wearing a blue cape. On the counter in front of them are various items: a blue bottle of hair oil, a red bar of soap, a small green container, a pair of scissors, and a comb.

10. barber



Complete the story using correct words from the box. You may need to use one word more than once.

walks eat jumps get sees likes thinks

A fox is walking in the forest. It likes a bunch of grapes. The fox sees grapes. It wants to eat them. It jumps up. The grapes are too high. The fox jumps again. It does not get the grapes. The fox thinks that the grapes are sour. It walks away from them.

Grammar

Lesson: 7 Doing Words

Reading and explanation Pg. no. Text Book Exercise Pg no. 38-43

A

Underline the doing words in the given sentences. One is done for you.

1. My mother sleeps at 10 o'clock.
2. An eagle flies in the sky.
3. The boy crosses the road.
4. The hen lays eggs.
5. Rama likes apples.
6. Mrs Nadar teaches us English.



B

Fill in the blanks with doing words from the strip. One is done for you.

shines drinks cooks swim drives reads play

1. Rita reads a book.



2. The cat drinks milk.



3. The boys play in the playground.



4. Mr Singh cooks dinner.



5. Dibakar drives a car.



6. The ducks swim in a pond.



7. The moon shines at night.



C

Read the naming words. Circle the actions they cannot do. One is done for you.

1. babies	cry	crawl	<u>fly</u>	laugh
2. birds	fly	hop	<u>read</u>	sing
3. dogs	<u>write</u>	bark	run	dig
4. monkeys	climb	<u>cook</u>	chatter	jump
5. ducks	swim	quack	waddle	<u>mew</u>

39

D

Given below are some things Jerryl's family does for him. Look at the pictures and complete the sentences.

1. My father cooks for me.



2. My brother plays with me.



3. My mother drives me to school.



4. My grandmother helps me do my homework.



5. My grandfather takes me to the park.



E


Look at the pictures and complete the sentences. Choose words from the strip.

crying flying shouting watching painting reading

1. Two children arereading..... books.



2. Eddy isflying..... a kite.



3. Ria is ..watching... television.



4. Nilofar is ...crying.....



5. The children are shouting.....



6. Amzad is ...painting.....



41

F

Look at the pictures and tick (✓) the correct sentences.

1. Neha is swimming.
Neha is riding.

☒



2. Rahul is walking.
Rahul is skipping.

☒



3. Karan is eating.
Karan is hopping.

☒



4. Sumesh is cooking.
Sumesh is washing clothes.

☒



5. Jimmy is playing.
Jimmy is sleeping.

☒



G

Put a tick (✓) for a good action and a cross (X) for a bad action.

1. pinching your friend
2. sharing chocolates with someone
3. eating more than you can
4. lending your crayons to a friend
5. helping other people
6. talking all the time
7. kicking other children
8. greeting people
9. talking rudely to parents
10. obeying parents and grandparents


☒
☒
☒
☒
☒
☒
☒
☒
☒
☒



42


A. Look at the pictures. Fill in the blanks with the correct action words from the box.

shines dances writes laughs
eats sleeps sings runs



Find and circle the following action words in the grid.

swing blow sit wash stand run




Lesson: 8 Is, Am, Are


Reading and explanation Pg. no. Text Book Exercise Pg no. 44-48

A Fill in the blanks.

1. I am a student.
2. I am six years old.
3. I am sitting in my class and studying.
4. I am listening to my teacher.
5. I am fond of reading books.



B. Fill in the blanks with action words. Pick them from the mango.



1. The baby cries loudly.
2. Suma plays with a toy car.
3. My cats drink milk.
4. Mother drives a car.
5. Peter and Tanya swim in the pool.

Is/Are/Am

Read the following sentences.

1. The teacher is happy.
2. The students are tired.
3. I am hungry.


When we talk about one person, animal or thing, we use is.

When we talk about more than one person, animal or thing, we use are.











We use am with I.

C. Fill in the blanks with is, are or am.

1. I am a student.
2. Jeeta is absent today.
3. My pets are naughty.
4. This book is mine.
5. Kamal and Tinu are good singers.
6. I am from Assam.
7. The roses are red.
8. My school is big.



B Write is or are in the blanks.

1. It is a hot day today. 
2. The fruits are in the basket. 
3. She is a doctor. 
4. Rubina is a dancer. 
5. We are soldiers. 
6. Sameer is fond of chocolates. 
7. The butterfly is colourful. 
8. Rohit and Ravi are playing with a toy car. 
9. An ant is very small. 
10. You are writing a story. 

1. We are writing.

2. I am reading.

3. You are cooking.

4. She is dancing.

5. It is barking.


6. He is playing.

7. They are swimming.

D Look at each picture and tick (✓) the correct answer.

1. Are these dogs?

☐ Yes, they are. ☒ No, they aren't.



2. Are you a doctor?

☒ Yes, I am.

☐ No, I am not.



3. Are they students?

☐ Yes, they are.

☒ No, they aren't.



4. Are these chairs?

☒ Yes, they are.

☐ No, they aren't.



5. Is she a nurse?

☒ Yes, she is.

☐ No, she isn't.



E

Look at each picture and tick (✓) the correct sentence.

1. (a) There is children on the bus.

(b) There are children on the bus.




2. (a) There are shoes under the bed.

(b) There is shoes under the bed.




3. (a) Is there a king on the throne?

(b) Are there a king on the throne?



4. (a) I am hungry.

(b) I is hungry.



Lesson: 9 Has, Have

Reading and explanation Pg. no. Text Book Exercise Pg no. 49-5


A Use *has* or *have* to complete the following sentences.

- Giraffes have long necks.
- I have black shoes.
- My friend has brown shoes.
- Donkeys have big ears.
- The squirrel has a bushy tail.
- Sonia has two brothers.
- We have a new house.
- The girls have new dresses.

B Look at each picture and tick (✓) the correct sentence.

- (a) The teacher has a pen.

(b) The teacher have a pen.




2. (a) The child has a book.
(b) The child have a book.

3. (a) Kitty has a chocolate.
(b) Kitty have a chocolate.

4. (a) The policeman have a stick.
(b) The policeman has a stick.

C Tick (✓) the correct answers to complete the given sentences.

- Reema (has/have) a bag.
- The mice (has/have) cheese.
- John (has/have) a ball.
- The rabbits (has/have) carrots.



D Write six sentences using one word/set of words from each box.

He She The bird I They We	has have	a computer at home. a red beak. a Barbie doll. long hair. a lovely house. a box of apples.
--	-------------	---

- He has a lovely house.
- She has long hair.
- The bird has a red beak.
- I have a Barbie doll.
- They have a computer at home.
- We have a box of apples.

Lesson: 14 Punctuation

Reading and explanation Pg. no. Text Book Exercise Pg no. 74-75

A

Rewrite the sentences using capital letters at suitable places.

1. my sister's name is anju.

My sister's name is Anju.

2. my grandparents live in mumbai.

My grandparents live in Mumbai.

3. my sister risha is very naughty.

My sister Risha is very naughty.

4. we have holidays in may and june.

We have holidays in May and June.

5. i love to be with my father on sundays.

I love to be with my father

We use a **full stop** (.) at the end of every sentence.

I like to play cricket.

When we ask a question, we end it with a **question mark** (?).

Who are you?

On Sundays.

B

Rewrite the following sentences using capital letters (ABC), full stops (.) and question marks (?) at suitable places.

1. what is your name

What is your name?

2. who teaches you hindi

Who teaches you Hindi?

3. why are you always late

Why are you always late?

4. where do you live

Where do you live?

5. my name is namita


My name is Namita.

6. i study in a school near my house

I study in a school near my house.

Creative Writing

My Favourite Fruit



1. My favourite fruit is mango.
2. It is very juicy and sweet.
3. Raw mangoes are sour in taste.
4. We get it in summer season.
5. I love ripe mangoes very much.



DELHI PUBLIC SCHOOL, GANDHINAGAR

CLASS 1

SESSION – 2025-26

SUBJECT – ENGLISH

Sample notebook



Month – JULY

ENGLISH COURSE Lesson- 4 The Camping Trip

Reading and explanation of Lesson pages- 24,25

TEXT BOOK EXERCISE PG NO. – 26-31

Comprehension

A. Match the following.

1. sky

2. lunch

3. nap

4. mother

5. father

6. Rustam



B. Tick (✓) the correct options.

1. Rustam packs three

a. cats.

☒ b. mats.

c. bats.

2. Rustam eats an apple and a banana.

a. orange

b. egg

☒ c. apple

3. Father makes a fire with small

a. leaves.

b. stones.

☒ c. sticks.

4. They hear a

a. howl.

☒ b. growl.

c. shout.

5. Rustam puts the garbage in a

☒ a. bag.

b. can.

c. tub.

C. Write T (true) or F (false) in the boxes.

1. Rustam and his parents go on a picnic.

2. Father sings two songs.

3. Mother bakes a cake.

4. The animal comes near the tent.

5. Rustam and his parents take a lot of pictures.

F
F
F
F
T

D. Think and answer orally.

1. Do you like to stay out of your house? Do you like to look at the stars? Why or why not?

2. Do you always clean up after yourself? Why is it a good habit?

Vocabulary

Word Puzzles

Read the following sentences. Then solve these word puzzles. All the words are from the lesson.

1. You sit or sleep on this.

2. You see these at night.

3. You keep food or other things in this.

4. It is hot and gives bright light.

5. It is a fruit and a colour.

6. You sing this.

7. You throw this away.

MAT
STARS
BASKET
FIRE
ORANGE
SONG
GARBAGE

Articles - A/An

Read the following phrases.

a banana a mat a car a song a gate

We use **a** before words that start with a consonant sound.

Now, read the following phrases.

an apple an egg an igloo an orange an umbrella

We use **an** before words that start with a vowel sound.

A. Fill in the blanks with a or an.



1. an eye



2. a hand



3. a dog



4. a cup



5. an onion



6. an egg



7. an arrow



8. a drum



9. a king

Article - The

Read the following sentences.

1. Rustam packs **a** mat. He sleeps on the mat.
2. Mother keeps **an** orange in her bag. She eats the orange.

We use **a** or **an** when we speak of a person, a place, an animal or a thing for the first time. We use **the** when we speak of them again.

B. Fill in the blanks with a, an or the. One is done for you as an example.

1. This is a ship. The ship is new.
2. Mother puts up a tent.
The tent is big.
3. Rustam eats a sandwich. The sandwich is tasty.
4. They hear an animal growling. The animal is far away.
5. I saw an elephant. The elephant was happy.



Notebook work

A. New words

- | | |
|------------|------------|
| 1. parents | 5. growl |
| 2. trip | 6. guards |
| 3. camping | 7. worry |
| 4. ropes | 8. garbage |

B. Make sentences.

1. basket – I have a big basket.
2. hungry – The baby is hungry.
3. guard- The guard was standing near the gate.

C. Answer the following.

1. Where are Rustam and his parents going?

Ans. They are going on a camping trip.

2. What did the father take to sing?

Ans. The father took a guitar to sing.


3. Why was Rustam scared?


Ans. Rustam was scared as he heard a growl.


Worksheet No. 1-5 and Test Paper 1


Worksheet 01


Look at the pictures given below. Arrange the letters to name the pictures.


1.  aord
...a road...


2.  albl
...a ball...

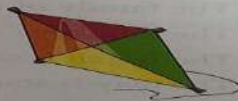
3.  tah
...a hat...

4.  amcel
...a camel...

5.  grof
...a frog...


6.  plape
...an apple...


7.  hisp
...a ship...


8.  teki
...a kite...


Worksheet 02


A Tick (✓) the pictures of animals.

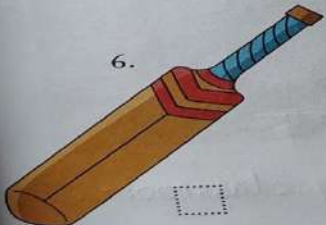
1.  ☒


2.  ☐


3.  ☒

4.  ☒

5.  ☐

6.  ☐

7.  ☐

8.  ☐

B

1. Name these things.



a cake



a pencil



an aeroplane

2. Name these people.



a fire fighter



a doctor



a teacher

3. Name these places.



a park



a hospital



a classroom

Worksheet 03

A

Complete the sentences. Fill in the blanks with suitable naming words from the strip.

dress chalk book ball car

- I want to read a book.
- I want to drive a car.
- I want to play with a ball.
- I want to wear my new dress.
- I need chalk to write on the blackboard.

B

Identify whether the words given below are common names or special names. Tick (✓) the correct answer.

- apple
 - common name ☒
 - special name ☐
- Chennai
 - common name ☐
 - special name ☒
- Diwali
 - common name ☐
 - special name ☒
- plate
 - common name ☒
 - special name ☐
- pen
 - common name ☒
 - special name ☐
- table
 - common name ☒
 - special name ☐

Worksheet 04

A Add **-es** to the following words to change them from one to many.

1. bush
2. class
3. church
4. bus
5. bench
6. dish
7. virus
8. actress
9. box
10. brush
11. wish
12. hero
13. mango
14. mosquito
15. fox

.....bushes.....
classes.....
churches.....
buses.....
benches.....
dishes.....
viruses.....
actresses.....
boxes.....
brushes.....
wishes.....
heroes.....
mangoes.....
mosquitoes.....
foxes.....

B Change the given naming words from **many** to **one**.

1. toffees



atoffee.....



2. pencils



apencil.....



3. flags



aFlag.....



4. balloons



aballoon.....



5. potatoes



apotato.....



6. notebooks



anotebook.....



7. students



astudent.....



C Fill in the blanks correctly choosing the words given in brackets.

1. John has one car. Sohan has threecars..... (car/cars)
2. I have one book. There are manybooks..... in the library. (book/books)
3. Mona has one daughter. Chris has threedaughters..... (daughters/daughter)
4. There are manybuckets..... here. (buckets/bucket)
5. There are six girls in the class. Onegirl..... is sleeping. (girl/girls)
6. There are manytomatoes..... in the fridge. (tomato/tomatoes)
7. Alice has manycrayons..... with her. (crayon/crayons)

Worksheet 05

Look at the pictures and fill in the blanks choosing from the pronouns given in brackets.

1. She (He/She) is a doctor.
2. It (It/She) is a lion.
3. It (He/It) is a pen.
4. He (He/She) is a teacher.
5. It (He/It) is a ball.



B

Complete the sentences with the pronouns given below.

I (2) He (2) She (2) It (2) We They (2) You

1. I am a boy.
2. Sanchita and I play together. We also go to school together.
3. Rimi and her neighbours celebrate Diwali. They burn crackers.
4. John is my friend. He is a scientist.
5. My sister eats my chocolate. She is a naughty girl.
6. Can you help me with my homework?
7. Surbhi is a good girl. She goes to school every day.
8. Osman lives in Delhi. He has a big bungalow.
9. My dog is very cute. It has a brown furry body.
10. Paul and his parents are going to the city. They want to buy new clothes.
11. This is my room. I share it with my sister.
12. This is a pen. It is my favourite pen.

Test 01

A

Fill in the blanks with correct naming words from those given below.

bathroom parking kitchen market

1. Name the room where people cook food.
2. Name the room where people take a bath.
3. Name the place where people go shopping.
4. Name the place where people park their cars.

Kitchen
bathroom
market
parking

B

Underline the special names in the given sentences and write them in the blanks provided.

1. Shruti got many presents on her birthday.
2. My pet dog Tommy broke the vase.
3. They live in Mumbai.
4. Next Monday, I will join swimming classes.
5. My best friend Sunita won the painting competition.

Shruti
Tommy
Mumbai
Monday
Sunita

C

Circle the correct pronoun in each sentence.

1. (I) They) am a teacher.
2. (We (He) is busy.
3. (We) It) are going to the park.
4. (It (She) is my mother.
5. (It) They) is a bucket.
6. (He (It) is a mango.

Creative Writing

My School



1. The name of my school is Delhi Public School Gandhinagar.
2. It has big playgrounds.
3. There are many classrooms in my school.
4. I study, dance, play and enjoy my lunch here.
5. I love to go to school every day.



DELHI PUBLIC SCHOOL, GANDHINAGAR

CLASS 1

SESSION – 2025-26

SUBJECT – ENGLISH

Sample notebook



Month – JUNE

ENGLISH COURSE Lesson- 3 I Want a Pet

Reading and explanation of Lesson pages- 15,16

TEXT BOOK EXERCISE PG NO. – 16 –23

Comprehension

A. Write **T** (true) or **F** (false) in the boxes.

1. Sara's book has pictures of flowers.
2. A toad comes to Sara's house.

F
T

3. Frogs have small eyes.
4. A toad eats insects.
5. Sara plays with the toad.
6. The toad hops into a pond.
7. Frogs and toads are the same.

F
T
F
F
F

B. Tick (✓) the correct options.

1. Sara hears a ~~croak~~-croak/meow-meow sound.
2. ~~Frogs~~/Dogs and toads look like each other.
3. Frogs live near ~~water~~/rocks.
4. Toads have ~~smooth~~/rough skin.
5. Frogs have ~~narrow~~/wide bodies.
6. Toads and frogs have ~~square~~/round eyes.
7. Sara opens the ~~back~~/front door.








Vocabulary

A. Fill in the blanks with the correct opposites from the box given below.

wide small long rough same sad

1. happy sad
2. smooth rough
3. different same
4. narrow wide
5. short long
6. big small

B. Match the animals and birds with their sounds. One is done for you as an example.

1. 	a. bray
2. 	b. quack
3. 	c. hoot
4. 	d. croak
5. 	e. cluck
6. 	f. bleat
7. 	g. neigh

Arrows indicate the following matches: 1 to d, 2 to f, 3 to g, 4 to c, 5 to e, 6 to b, 7 to a.

A. Fill in the blanks with the correct words from the box given below.

I You We He She It They

- Misha likes to play. She goes to the park every day.
- Amir and Joy go to the same school. They are classmates.
- Kuljeet says to Isha, 'You have a nice bag.'
- Rahul sleeps early. He goes to bed at 9 p.m.
- My name is Riku. I like to draw pictures.
- The students say, 'We like summer holidays.'
- A monkey sits on the wall. It eats two bananas.

B. Change the following nouns from one to many. One is done for you.

One



1. boy


Many



boys



2. pencil



pencils



3. tree



trees



4. pot



pots



5. doll



dolls



6. car



cars

Activity

The names of six animals are given in the word box below. Circle the names. One is done for you as an example.

R	S	S	J	G	V	D	M	T
A	U	Q	Q	L	J	A	O	E
B	T	U	I	F	S	D	U	E
B	Q	I	X	M	V	O	S	Y
I	E	R	F	R	O	G	E	B
T	U	R	Z	H	D	E	C	Y
S	C	E	G	Y	V	I	F	Y
W	R	L	V	M	N	E	R	D
G	Y	H	O	R	S	E	G	O

Notebook work

A. New words

- | | |
|--------------|------------|
| 1. croak | 5. puzzled |
| 2. toad | 6. near |
| 3. different | 7. rough |
| 4. narrow | 8. catch |

B. Make sentences.

1. book – This is my book.
2. pet – I will play with my pet.
3. door- That door is closed.

C. Answer in one word. CBE

1. What sound does Sara hear?

Ans. 'Croak- Croak'

2. Which animal looks like toad?

Ans. frog

3. Which animal has rough skin?

Ans. toad

Grammar

Grammar Gear – Ch-4 Pronouns

Reading and explanation Pg. no. 16,17

➤ Text Book Exercise Pg no. 17-21

A Fill in the blanks with *I, we* or *you*.

1. I am happy. Rita is happy.
.....We..... are happy.
2. I cannot carry so many books. Canyou..... help me?
3. Pudding is my favourite.I..... can eat a lot of it.
4. Ram and I swim together.We..... are friends.
5. Tulip and I will go to the market.We..... will get toffees for everyone.

Thank *you*, ma'am.

BLook at the pictures and fill in the blanks with **pronouns**. One is done for you.1. He is a postman.2. She is a nurse.3. He is a boy.4. It is a balloon.5. It is a monkey.6. She is a teacher.7. He is a sweeper.8. She is a singer.**C**Underline the correct **pronoun** in each sentence.1. (He/She) is my sister.4. (It/He) is my pet dog.2. (He/It) is going to school.5. (It/She) is a bat.3. (He/She) is my uncle.6. (He/It) is an orange.**D**Rewrite the sentences. Use **pronouns** in place of the underlined words.1. This is Ritu. Ritu is my friend.This is Ritu. She is my friend.2. This is my rabbit. My rabbit is white.This is my rabbit. It is white.3. This is Anil. Anil is my brother.This is Anil. He is my brother.4. This is a ball. The ball is red.This is a ball. It is red.

E

Complete the sentences with the **pronouns** given in the strip.

I You He She It We They



1. John is a cricket player.
.....He..... plays well.



2. The kids are in the field.
.....They..... are playing football.



3. Amira has a pet dog.
.....It..... is brown.



4. Sameera is a good girl.
.....She..... goes to school regularly.



5. Maria and I are friends.
.....We..... like to play together.



6. This is my favourite diary.
.....I..... call it Kitty.



7. I am a clown.
.....They..... are a clown too.



F

Read the sentences given below. Replace the underlined words with suitable **pronouns**. Rewrite the sentences in the given space.



- Leela and Ram are playing in a garden. The garden has many trees. The trees have lots of apples on them.
Leela and Ram are playing in a garden. It has many trees. They have lots of apples on them.
- Leela and Ram are playing. Leela and Ram are playing with a ball. The ball is red and yellow.
Leela and Ram are playing. They are playing with a ball. It is red and yellow.
- Leela is holding the ball. Leela is going to throw the ball to Ram.
Leela is holding the ball. She is going to throw it to Ram.
- Ram is looking at the ball. Ram is ready to catch the ball.
Ram is looking at the ball. He is ready to catch it.

Ch-5 It's Play Time

Reading and explanation Pg. no. 22,23

Text Book Exercise Pg no. 23

A Number the sentences in the order they happen from 1 to 5.


1. The day of the play comes.3.....
2. The play is performed.5.....
3. Friends plan to stage a play.1.....
4. The audience comes to see the play.4.....
5. The actors remember their lines.2.....

B Answer these questions.

1. What are Sher Singh and Rani doing before the play?
2. Who is helping the palace guards and the dancers?
3. Who needed first aid before the play started?
4. What did the performers feel before the play started?
5. What does the Rajah see before the play starts?

C Read the sentences and write whether they are true or false.

1. The line 'Eat the gulab jamun instead' is said by Sher Singh. ...False...
2. The family of the Rajah does not come to see the play. ...False...
3. The monkeys' tails are long and brown. ...True....
4. The Rajah is confident before the plays starts. ...True....
5. The play is staged by Rajah and his friends. ...True....



\Ch- 12 A , An, The

Reading and explanation Pg. no. 68

Text Book Exercise Pg no. 68-70

A

Look at the pictures and name them. Add **a** or **an** before each of the names correctly. One is done for you.



1. **an engine**



3. **an ice-cream**



2. **a mango**



4. **a football**

68




5. **a house**



7. **a car**



6. **an umbrella**



8. **an elephant**

B

Fill in the blanks with **a** or **an**.

1. My mother peeled **an** orange.
2. She read **a** book.
3. Rosy has **an** umbrella.

4. Rahul ate **an** ice cream.
5. I planted **a** seed.
6. I saw **an** elephant.

The

We use **the** for something specific.
the moon, **the** sun, **the** earth

C

Tick (✓) the correct answers from the options given in brackets.


1. (a/an) computer and (a/an) table




SCAN AND LEARN



2. (a/an) elephant and (a/an) rabbit



3. (a/the) sun and (a/the) moon



4. (a/an) teacher and (a/an) student



D

Unscramble and write the naming words. Add *a*, *an* or *the* before each of them correctly. One is done for you.



1. osueh

a house



2. lwo

an owl



3. arhte

the earth



4. merlluab

an umbrella



DELHI PUBLIC SCHOOL, GANDHINAGAR

CLASS 1

SESSION – 2025-26



SUBJECT – ENGLISH

Sample notebook



Month – APRIL & MAY

Notebook Work for First Week:



ENGLISH COURSE Lesson- 1 Benu's Toy Jungle

Reading and explanation of Lesson pages- 1,2

TEXT BOOK EXERCISE PG NO. - 3 -8

Comprehension

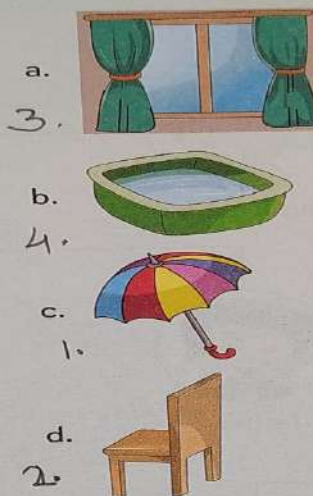
A. Match the following.

1. lion

2. tiger

3. monkey

4. crocodile



B. Write T (true) or F (false) in the boxes.

1. Benu wants to live in the park.
2. Benu and Grandma make their own jungle.
3. Benu becomes a bear.
4. Grandma becomes a monkey.
5. Mother becomes a deer.
6. Father becomes a cat.

F
T
T
F
T
F

C. Think and answer orally. CBE

1. What is a jungle?
2. Have you ever been to a jungle?
3. What is special about a jungle?
4. Do you want to live in a jungle? Why or why not?
5. Why should people not make a noise in the jungle?

Sonam is talking about her family. Fill in the blanks with the correct words.

1. My father's mother is my grandmother.
2. My aunt's daughter is my cousin.
3. My mother's son is my brother.
4. My father's brother is my uncle.
5. My uncle's wife is my aunt.
6. My mother's husband is my father.

Circle the naming words in the given sentences.

1. Mother goes to office.
2. Birds live in nests.
3. Rina is flying a kite.
4. Is Merin from Chennai?
5. Saif has a small bed.
6. Put some sugar in my tea.
7. Bears love honey.
8. There is a rainbow in the sky.



A. Fill in the blanks with this or these. The first two are done for you.

1. What is this?



This is a jug.

2. What are these?



These are toys.

3. What is this?



This is a bucket.

4. What are these?



These are balls.

5. What is this?



This is a rabbit.

6. What are these?



These are mangoes.

B. Fill in the blanks with that or those. The first two are done for you.

1. What is that?



That is a hammer.

2. What are those?



Those are bags.

3. What is that?



That is a house.

4. What are those?



Those are caps.

5. What is that?



That is a bat.

6. What are those?



Those are dolls.

Listening

Writing

Benu is writing about lions. Help him finish the sentences. Use words from the box.

yellow roar meat jungle king

1. Lions live in the jungle.
2. They eat meat.
3. The lion is the king of the jungle.
4. The colour of a lion is yellow.
5. Lions roar.



Notebook work

A. New words

- | | |
|------------|----------|
| 1. Sunday | 5. floor |
| 2. animals | 6. climb |
| 3. jungle | 7. play |
| 4. idea | 8. giant |

B. Make sentences.

1. toy – I like to play with my toy.
2. chair - This chair is very big.
3. water- We should drink clean water.

C. Answer in one word. CBE

1. What thing did Benu used to make lion's den?

Ans. An umbrella

2. What did the mother become?

Ans. A deer

ENGLISH COURSE Poem - 2 Tumbling

Reading and explanation of Lesson pages- 11,12

TEXT BOOK EXERCISE PG NO. – 12 AND 13

Comprehension

A. Tick (✓) the correct options.

1. How long do the children jump and tumble?

- ☒ a. the whole day
- b. half a day
- c. only the morning

2. The children finish their play

- a. in the evening.
- b. in the afternoon.
- ☒ c. at night.

3. What do the children do all day?

- a. study
- b. sleep
- ☒ c. play

4. Who are one and all?

- ☒ a. everybody
- b. all the birds
- c. all the animals

5. The children go to bed

- a. jumping.
- b. skipping.
- ☒ c. tumbling.

B. Think and answer orally. C B F

1. How do you like to play? Do you like to jump and tumble in the park? Or, do you like to play video games on mobile phones and computers? Why?
2. How do you spend your day? Think of any five things that you do.
3. Why do you like playing?
4. How is playing at school different from playing at home? Which do you like better?
5. Do your parents tell you to play outside? What do you think is the reason for that?
6. When is playing outside not good for you? Give reasons.

Grammar

Grammar Gear –

Ch -1 Letters and Words

➤ Reading and explanation and Text Book Exercise Pg no 1,2

1 Letters and Words

There are 26 letters in the English alphabet. We use these letters to write all words.

A Look at the pictures and complete their names. One is done for you.

1. pen 2. bed 3. bat

4. mug 5. pin 6. cat

B Rearrange the letters correctly to name the pictures. One is done for you.

1. n t e 2. m j a 3. a g b

 . n . e . t . . j . a . m . b . a . g .

4. p z i 5. t a h 6. t h u

 . z . i . p . . h . a . t . . h . u . t .

English Grammar and Composition

C Change the underlined letter in each word to make a new word. One is done for you.

1. cot cat 3. dull doll

2. pin pin 4. beg bag

D Change or add a letter to get the name of a colour. One is done for you.

1. Add a letter at the beginning and ink becomes pink.

2. Change the first letter and glue becomes blue.

3. Change the first letter and bed becomes red.

4. Add a letter at the beginning and lack becomes black.

5. Change the first two letters and queen becomes green.


E In each row, find and circle the word ending with a different sound. One is done for you.


1. see	bee	fee	too
2. pass	dress	class	glass
3. tray	boy	toy	joy
4. lot	cot	pot	lick


➤ Reading and explanation and Text Book Exercise Pg no 3 - 10

2 Naming Words


1. Name these things. One is done for you.


 a ball


 a bat

 a box


2. Name these people. One is done for you.


 a doctor


 a girl

 a boy


3. Name these places. One is done for you.


 a shop


 a park

 a house

4. Name these animals. One is done for you.

 a cow

 a cat

 a dog

English Grammar and Composition

A Here are the pictures of some animals. Choose the correct naming word from the strip. Write it below each picture.

monkey tiger lion horse sheep zebra

1. a ...horse.....

2. a ...monkey.....

3. a ...sheep.....

4. a ...tiger.....

5. a ...zebra.....

6. a ...lion.....

B Tick (✓) the boxes beside the correct words to name these people.

1. Who dances on stage?

☐ a cook ☒ a dancer ☐ a singer

2. Who mends our broken shoes?

☐ a tailor ☒ a cobbler ☐ a grocer

3. Who looks after the sick people?

☐ a cobbler ☐ a tailor ☒ a nurse

4. Who teaches in a school?

☒ a teacher ☐ a peon ☐ a carpenter

5. Who looks after the plants in our garden?



a gardener



a driver



a doctor

C

The names of a few places are given in column B. In column A are the names of some people and what they do. Match the two columns.



A	B
1. Reema plays in	5. a. the library.
2. The king sits in his	1. b. a park.
3. Ravi buys stamps from	2. c. palace.
4. The farmer works in	3. d. the post office.
5. Rita gets storybooks from	4. e. the field.

D

Look at the pictures. Then fill in the blanks with the correct naming words.

1. A ..monkey..... is eating ..bananas....



2. Adog..... and its ..puppy..... are sleeping under a ..tree.....



3. Alion..... is sitting outside itsden.....



English Grammar and Composition

4. Aboy..... and agirl..... are going to ..school.....



5. There is an ..orange..... in thebowl.....



6. Aduck..... is swimming in apond.....



E

Complete the sentences. Fill in the blanks with suitable naming words. One is done for you.

soap camera pillow watch pencil

1. I want acamera..... to click photographs.



2. I needsoap..... to wash my dirty face.



3. Please teach me to tell the time in awatch.....





4. I need a ..pencil.....
to write my name.



5. I want to sleep. Please
give me a ..pillow.....

F

Look at the string of letters given below. There are some naming words hidden in it. Circle the words. Write them in the blanks under the correct pictures. One is done for you.

D O G P I A N O P A R R O T K I N G M O N K E Y



1. DOG



2. KING



3. MONKEY



5. PARROT

H

Complete the crossword with the names of things and people you see in a classroom. The picture clues will help you. One is done for you.



Across →



2.



5.



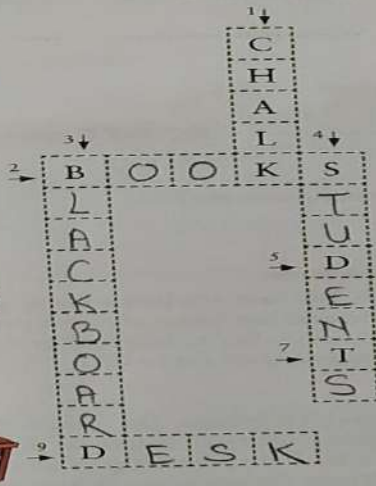
7.



8.




9.



Down ↓



1.



3.



4.



6.

I

Circle the special names. Write them on the blanks below. Remember to begin each special name with a capital letter. One is done for you.

pan

dev

den

cat

fan

sonia

dog

monday

mug

brush

paste

holi

pencil

america

notebook

child

france

chair

sachin

bed

friday

pencil

shoes

mumbai

name

diwali

flower

june

fly

february

..... Dev

..... Monday

..... America

..... Sachin

..... Sonia

..... Holi

..... France

..... Friday

..... Mumbai

..... February

..... Diwali

..... June

3

One and Many



Read and understand.



cat



cats



rat



rats

When we say **cat**, we mean **one cat**. When we say **cats**, we mean **more than one cat**.

We add **-s** to some words to change them from one to many.



a crayon



many crayons



an orange



many oranges

A

Fill in the blanks correctly with the words given in brackets.

- I took one rose. Shilpa took three roses. (rose/roses)
- This shirt is red. Those shirts are blue. (shirt/shirts)
- Ravi has five pencils. My brother has one pencil. (pencil/pencils)
- There is one tree in front of my house. There are seven trees in the park. (tree/trees)
- He offered me many chocolates. I took only one chocolate. (chocolate/chocolates)

B

Change the given naming words from one to many.

- a doll



many dolls



- a banana



many bananas



- an egg



many eggs



- a flower



many flowers



C

Look at the pictures. Then fill in the blanks with the correct naming words.



- There are two dogs.

One dog is sleeping.

- Joy has one orange.

Rahul has five oranges.



- There are two baby birds in the nest.

There is one bird on the branch.



- Swati carries one book.

Sonali carries many books.



D Circle the naming words that name one. Underline the naming words that name many. Then put them in the correct boxes.

flowers (boy) rings kittens (net) (ball) umbrellas
(carpet) letters (pencil) (boat) shops (chair) grapes

One	
1.	boy
2.	net
3.	ball
4.	carpet
5.	pencil
6.	boat
7.	chair

Many	
1.	flowers
2.	rings
3.	kittens
4.	umbrellas
5.	letters
6.	shops
7.	grapes

We add **-es** to some words to change them from one to many.
fox ~ foxes church ~ churches dish ~ dishes

E Add **-es** to the following words to change them from one to many.

- | | | | |
|----------|---------|----------|---------|
| 1. peach | peaches | 5. class | classes |
| 2. dress | dresses | 6. watch | watches |
| 3. box | boxes | 7. beach | beaches |
| 4. match | matches | 8. glass | glasses |

Now fill in the blanks with the words that you have written.

- Maya ate three peaches and a banana.
- I put all my toys in two small boxes.
- John went to all the classes to give sweets on his birthday.
- Sasha gave both her dresses to her sister.
- Our team won three matches out of five.

F Circle the naming words in the given poem. Identify the words that name one and the ones that name many. Write them in the correct row.

Six little (monkeys)
Jumping on a (tree).
There comes a (pedlar)
Whom the (monkeys) see.
One naughty (monkey)
Snatches his (cap)
With small (bows)
And a very long (strap).
Says the (pedlar)
'Give me the (cap)'
The (monkey) winks at him
And tightens the (strap).



One monkey strap cap pedlar tree
Many monkeys bows

G Read aloud the words that are given below. Change them from one to many.

- | | | | |
|----------|--------|-----------|----------|
| 1. doll | dolls | 6. eye | eyes |
| 2. book | books | 7. monkey | monkeys |
| 3. table | tables | 8. tomato | tomatoes |
| 4. house | houses | 9. cup | cups |
| 5. fox | foxes | 10. crow | crows |

Now circle the words that you have written above in the grid below. One is done for you.



T	H	D	O	L	L	S	C	M	P
A	T	O	M	A	T	O	E	S	D
B	O	O	K	S	H	O	T	N	E
G	Z	T	A	B	L	E	S	K	H
U	A	O	N	C	U	P	S	D	L
I	F	A	M	O	N	K	E	Y	S
B	O	H	O	U	S	E	S	L	A
A	E	Y	E	S	M	B	Q	A	V
R	S	A	C	R	O	W	S	D	E
S	F	O	X	E	S	T	R	I	S

Creative Writing

My Self

1. My name is Neha Trivedi.
2. I am a _____ (boy/girl).
3. I am _____ (six / seven / eight) years old.
4. I study in class _____.
5. I live in _____ (Ahmedabad/ Gandhinagar)