



DELHI PUBLIC SCHOOL, GANDHINAGAR

CLASS 1

SESSION – 2025-26

SUBJECT – ENGLISH

Sample notebook



Month – JUNE

ENGLISH COURSE Lesson- 3 I Want a Pet

Reading and explanation of Lesson pages- 15,16

TEXT BOOK EXERCISE PG NO. – 16 –23

Comprehension

A. Write **T** (true) or **F** (false) in the boxes.

1. Sara's book has pictures of flowers.
2. A toad comes to Sara's house.

F
T

3. Frogs have small eyes.
4. A toad eats insects.
5. Sara plays with the toad.
6. The toad hops into a pond.
7. Frogs and toads are the same.

F
T
F
F
F

B. Tick (✓) the correct options.

1. Sara hears a ~~croak~~-croak/meow-meow sound.
2. ~~Frogs~~/Dogs and toads look like each other.
3. Frogs live near ~~water~~/rocks.
4. Toads have ~~smooth~~/rough skin.
5. Frogs have ~~narrow~~/wide bodies.
6. Toads and frogs have ~~square~~/round eyes.
7. Sara opens the ~~back~~/front door.








Vocabulary

A. Fill in the blanks with the correct opposites from the box given below.

wide small long rough same sad

1. happy sad
2. smooth rough
3. different same
4. narrow wide
5. short long
6. big small

B. Match the animals and birds with their sounds. One is done for you as an example.

1. 	a. bray
2. 	b. quack
3. 	c. hoot
4. 	d. croak
5. 	e. cluck
6. 	f. bleat
7. 	g. neigh

Arrows indicate the following matches: 1 to d, 2 to f, 3 to g, 4 to c, 5 to e, 6 to b, 7 to a.

A. Fill in the blanks with the correct words from the box given below.

I You We He She It They

- Misha likes to play. She goes to the park every day.
- Amir and Joy go to the same school. They are classmates.
- Kuljeet says to Isha, 'You have a nice bag.'
- Rahul sleeps early. He goes to bed at 9 p.m.
- My name is Riku. I like to draw pictures.
- The students say, 'We like summer holidays.'
- A monkey sits on the wall. It eats two bananas.

B. Change the following nouns from one to many. One is done for you.

One



1. boy

Many



boys



2. pencil



pencils



3. tree



trees



4. pot



pots



5. doll



dolls



6. car



cars

Activity

The names of six animals are given in the word box below. Circle the names. One is done for you as an example.

R	S	S	J	G	V	D	M	T
A	U	Q	Q	L	J	A	O	E
B	T	U	I	F	S	D	U	E
B	Q	I	X	M	V	O	S	Y
I	E	R	F	R	O	G	E	B
T	U	R	Z	H	D	E	C	Y
S	C	E	G	Y	V	I	F	Y
W	R	L	V	M	N	E	R	D
G	Y	H	O	R	S	E	G	O

Notebook work

A. New words

- | | |
|--------------|------------|
| 1. croak | 5. puzzled |
| 2. toad | 6. near |
| 3. different | 7. rough |
| 4. narrow | 8. catch |

B. Make sentences.

1. book – This is my book.
2. pet – I will play with my pet.
3. door- That door is closed.

C. Answer in one word. CBE

1. What sound does Sara hear?

Ans. 'Croak- Croak'

2. Which animal looks like toad?

Ans. frog

3. Which animal has rough skin?

Ans. toad

Grammar

Grammar Gear – Ch-4 Pronouns

Reading and explanation Pg. no. 16,17

➤ Text Book Exercise Pg no. 17-21

A Fill in the blanks with *I, we* or *you*.

1. I am happy. Rita is happy.
.....We..... are happy.
2. I cannot carry so many books. Canyou..... help me?
3. Pudding is my favourite.I..... can eat a lot of it.
4. Ram and I swim together.We..... are friends.
5. Tulip and I will go to the market.We..... will get toffees for everyone.

BLook at the pictures and fill in the blanks with **pronouns**. One is done for you.1. He is a postman.2. She is a nurse.3. He is a boy.4. It is a balloon.5. It is a monkey.6. She is a teacher.7. He is a sweeper.8. She is a singer.**C**Underline the correct **pronoun** in each sentence.1. (He/She) is my sister.4. (It/He) is my pet dog.2. (He/It) is going to school.5. (It/She) is a bat.3. (He/She) is my uncle.6. (He/It) is an orange.**D**Rewrite the sentences. Use **pronouns** in place of the underlined words.1. This is Ritu. Ritu is my friend.This is Ritu. She is my friend.2. This is my rabbit. My rabbit is white.This is my rabbit. It is white.3. This is Anil. Anil is my brother.This is Anil. He is my brother.4. This is a ball. The ball is red.This is a ball. It is red.

E

Complete the sentences with the **pronouns** given in the strip.

I You He She It We They



1. John is a cricket player.
.....He..... plays well.



2. The kids are in the field.
.....They..... are playing football.



3. Amira has a pet dog.
.....It..... is brown.



4. Sameera is a good girl.
.....She..... goes to school regularly.



5. Maria and I are friends.
.....We..... like to play together.



6. This is my favourite diary.
.....I..... call it Kitty.



7. I am a clown.
.....They..... are a clown too.


F

Read the sentences given below. Replace the underlined words with suitable **pronouns**. Rewrite the sentences in the given space.



- Leela and Ram are playing in a garden. The garden has many trees. The trees have lots of apples on them.
Leela and Ram are playing in a garden. It has many trees. They have lots of apples on them.
- Leela and Ram are playing. Leela and Ram are playing with a ball. The ball is red and yellow.
Leela and Ram are playing. They are playing with a ball. It is red and yellow.
- Leela is holding the ball. Leela is going to throw the ball to Ram.
Leela is holding the ball. She is going to throw it to Ram.
- Ram is looking at the ball. Ram is ready to catch the ball.
Ram is looking at the ball. He is ready to catch it.

Ch-5 It's Play Time

Reading and explanation Pg. no. 22,23

Text Book Exercise Pg no. 23

A Number the sentences in the order they happen from 1 to 5.

1. The day of the play comes.3.....
2. The play is performed.5.....
3. Friends plan to stage a play.1.....
4. The audience comes to see the play.4.....
5. The actors remember their lines.2.....

SCAN AND LEARN



B Answer these questions.

1. What are Sher Singh and Rani doing before the play?
2. Who is helping the palace guards and the dancers?
3. Who needed first aid before the play started?
4. What did the performers feel before the play started?
5. What does the Rajah see before the play starts?

C Read the sentences and write whether they are true or false.

1. The line 'Eat the gulab jamun instead' is said by Sher Singh. ...False...
2. The family of the Rajah does not come to see the play. ...False...
3. The monkeys' tails are long and brown. ...True....
4. The Rajah is confident before the plays starts. ...True....
5. The play is staged by Rajah and his friends. ...True....


\Ch- 12 A , An, The

Reading and explanation Pg. no. 68

Text Book Exercise Pg no. 68-70

A

Look at the pictures and name them. Add **a** or **an** before each of the names correctly. One is done for you.



1.an engine.....



3.an ice-cream.....



2.a mango.....



4.a football.....

68



5.a house.....



7.a car.....



6.an umbrella.....



8.an elephant.....

B

Fill in the blanks with **a** or **an**.

1. My mother peeled ..an... orange.
2. She read ...a... book.
3. Rosy has ..an... umbrella.

4. Rahul ate ..an... ice cream.
5. I planteda.... seed.
6. I saw ...an... elephant.

The

We use **the** for something specific.
the moon, **the** sun, **the** earth

C

Tick (✓) the correct answers from the options given in brackets.


1. (a/an) computer and (a/an) table



2. (a/an) elephant and (a/an) rabbit



3. (a/the) sun and (a/the) moon



4. (a/an) teacher and (a/an) student



D

Unscramble and write the naming words. Add *a*, *an* or *the* before each of them correctly. One is done for you.



1. osueh

a house



2. lwo

an owl



3. arhte

the earth



4. merlluab

an umbrella



DELHI PUBLIC SCHOOL, GANDHINAGAR

CLASS 1

SESSION – 2025-26



SUBJECT – ENGLISH

Sample notebook



Month – APRIL & MAY

Notebook Work for First Week:



ENGLISH COURSE Lesson- 1 Benu's Toy Jungle

Reading and explanation of Lesson pages- 1,2

TEXT BOOK EXERCISE PG NO. - 3 -8

Comprehension


A. Match the following.

1. lion

2. tiger

3. monkey

4. crocodile



B. Write T (true) or F (false) in the boxes.

1. Benu wants to live in the park.
2. Benu and Grandma make their own jungle.
3. Benu becomes a bear.
4. Grandma becomes a monkey.
5. Mother becomes a deer.
6. Father becomes a cat.

F
T
T
F
T
F

C. Think and answer orally. CBE

1. What is a jungle?
2. Have you ever been to a jungle?
3. What is special about a jungle?
4. Do you want to live in a jungle? Why or why not?
5. Why should people not make a noise in the jungle?

Sonam is talking about her family. Fill in the blanks with the correct words.

1. My father's mother is my grandmother.
2. My aunt's daughter is my cousin.
3. My mother's son is my brother.
4. My father's brother is my uncle.
5. My uncle's wife is my aunt.
6. My mother's husband is my father.

Circle the naming words in the given sentences.

1. Mother goes to office.
2. Birds live in nests.
3. Rina is flying a kite.
4. Is Merin from Chennai?
5. Saif has a small bed.
6. Put some sugar in my tea.
7. Bears love honey.
8. There is a rainbow in the sky.



A. Fill in the blanks with this or these. The first two are done for you.

1. What is this?



This is a jug.

2. What are these?



These are toys.

3. What is this?



This is a bucket.

4. What are these?



These are balls.

5. What is this?



This is a rabbit.

6. What are these?



These are mangoes.

B. Fill in the blanks with that or those. The first two are done for you.

1. What is that?



That is a hammer.

2. What are those?



Those are bags.

3. What is that?



That is a house.

4. What are those?



Those are caps.

5. What is that?



That is a bat.

6. What are those?



Those are dolls.

Listening

Writing

Benu is writing about lions. Help him finish the sentences. Use words from the box.

yellow roar meat jungle king

1. Lions live in the jungle.
2. They eat meat.
3. The lion is the king of the jungle.
4. The colour of a lion is yellow.
5. Lions roar.



Notebook work

A. New words

- | | |
|------------|----------|
| 1. Sunday | 5. floor |
| 2. animals | 6. climb |
| 3. jungle | 7. play |
| 4. idea | 8. giant |

B. Make sentences.

1. toy – I like to play with my toy.
2. chair - This chair is very big.
3. water- We should drink clean water.

C. Answer in one word. CBE

1. What thing did Benu used to make lion's den?

Ans. An umbrella

2. What did the mother become?

Ans. A deer

ENGLISH COURSE Poem - 2 Tumbling

Reading and explanation of Lesson pages- 11,12

TEXT BOOK EXERCISE PG NO. – 12 AND 13

Comprehension

A. Tick (✓) the correct options.

1. How long do the children jump and tumble?

- ☒ a. the whole day
- b. half a day
- c. only the morning

2. The children finish their play

- a. in the evening.
- b. in the afternoon.
- ☒ c. at night.

3. What do the children do all day?

- a. study
- b. sleep
- ☒ c. play

4. Who are one and all?

- ☒ a. everybody
- b. all the birds
- c. all the animals

5. The children go to bed

- a. jumping.
- b. skipping.
- ☒ c. tumbling.

B. Think and answer orally. C B F

1. How do you like to play? Do you like to jump and tumble in the park? Or, do you like to play video games on mobile phones and computers? Why?
2. How do you spend your day? Think of any five things that you do.
3. Why do you like playing?
4. How is playing at school different from playing at home? Which do you like better?
5. Do your parents tell you to play outside? What do you think is the reason for that?
6. When is playing outside not good for you? Give reasons.

Grammar

Grammar Gear –

Ch -1 Letters and Words

➤ Reading and explanation and Text Book Exercise Pg no 1,2

1 Letters and Words

There are 26 letters in the English alphabet. We use these letters to write all words.

A Look at the pictures and complete their names. One is done for you.

1. pen 2. bed 3. bat

4. mug 5. pin 6. cat

B Rearrange the letters correctly to name the pictures. One is done for you.

1. n t e 2. m j a 3. a g b

h e f j a m b a g

4. p z i 5. t a h 6. t h u

z i p h a t h u t

English Grammar and Composition

C Change the underlined letter in each word to make a new word. One is done for you.

1. cot cat 3. dull doll

2. pin pen 4. beg bag

D Change or add a letter to get the name of a colour. One is done for you.

1. Add a letter at the beginning and ink becomes pink

2. Change the first letter and glue becomes blue

3. Change the first letter and bed becomes red

4. Add a letter at the beginning and lack becomes black

5. Change the first two letters and queen becomes green




E In each row, find and circle the word ending with a different sound. One is done for you.

1. see	bee	fee	too
2. pass	dress	class	glass
3. tray	boy	toy	joy
4. lot	cot	pot	lick




➤ Reading and explanation and Text Book Exercise Pg no 3 - 10

2 Naming Words




1. Name these things. One is done for you.

 a ball  a bat  a box




2. Name these people. One is done for you.

 a doctor  a girl  a boy

3. Name these places. One is done for you.

 a shop  a park  a house




4. Name these animals. One is done for you.




 a cow  a cat  a dog

English Grammar and Composition

A Here are the pictures of some animals. Choose the correct naming word from the strip. Write it below each picture.

monkey tiger lion horse sheep zebra

1. a ...horse.....  2. a ...monkey.....  3. a ...sheep..... 

4. a ...tiger.....  5. a ...zebra.....  6. a ...lion..... 

B Tick (✓) the boxes beside the correct words to name these people.

1. Who dances on stage?
☐ a cook ☒ a dancer ☐ a singer

2. Who mends our broken shoes?
☐ a tailor ☒ a cobbler ☐ a grocer

3. Who looks after the sick people?
☐ a cobbler ☐ a tailor ☒ a nurse

4. Who teaches in a school?
☒ a teacher ☐ a peon ☐ a carpenter

5. Who looks after the plants in our garden?



a gardener



a driver



a doctor

C

The names of a few places are given in column B. In column A are the names of some people and what they do. Match the two columns.



A	B
1. Reema plays in	5. a. the library.
2. The king sits in his	1. b. a park.
3. Ravi buys stamps from	2. c. palace.
4. The farmer works in	3. d. the post office.
5. Rita gets storybooks from	4. e. the field.

D

Look at the pictures. Then fill in the blanks with the correct naming words.

1. A monkey is eating bananas.



2. A dog and its puppy are sleeping under a tree.



3. A lion is sitting outside its den.



English Grammar and Composition

4. A boy and a girl are going to school.



5. There is an orange in the bowl.



6. A duck is swimming in a pond.



E

Complete the sentences. Fill in the blanks with suitable naming words. One is done for you.

soap camera pillow watch pencil

1. I want a camera to click photographs.



2. I need soap to wash my dirty face.



3. Please teach me to tell the time in a watch.





4. I need a ..pencil.....
to write my name.



5. I want to sleep. Please
give me a ..pillow.....

F

Look at the string of letters given below. There are some naming words hidden in it. Circle the words. Write them in the blanks under the correct pictures. One is done for you.

D O G P I A N O P A R R O T K I N G M O N K E Y



1.DOG.....



2.KING.....



3.MONKEY.....



4.PIANO.....



5.PARROT.....

H

Complete the crossword with the names of things and people you see in a classroom. The picture clues will help you. One is done for you.



Across →



2.



5.




7.



8.



9.



Down ↓



1.



3.



4.



6.

I

Circle the special names. Write them on the blanks below. Remember to begin each special name with a capital letter. One is done for you.

pan

dev

den

cat

fan

sonia

dog

monday

mug

brush

paste

holi

pencil

america

notebook

child

france

chair

sachin

bed

friday

pencil

shoes

mumbai

name

diwali

flower

june

fly

february

.....Dev.....
.....Sonia.....

.....Monday.....
.....Holi.....

.....America.....
.....France.....

.....Sachin.....
.....Friday.....

.....Mumbai.....

.....February.....

.....Diwali.....

.....June.....

3

One and Many



Read and understand.



cat



cats



rat



rats

When we say *cat*, we mean **one cat**. When we say *cats*, we mean **more than one cat**.

We add **-s** to some words to change them from one to many.



a crayon



many crayons



an orange



many oranges

A

Fill in the blanks correctly with the words given in brackets.

- I took one rose. Shilpa took three roses. (rose/roses)
- This shirt is red. Those shirts are blue. (shirt/shirts)
- Ravi has five pencils. My brother has one pencil. (pencil/pencils)
- There is one tree in front of my house. There are seven trees in the park. (tree/trees)
- He offered me many chocolates. I took only one chocolate. (chocolate/chocolates)

B

Change the given naming words from one to many.

- a doll



many dolls



- a banana



many bananas



- an egg



many eggs



- a flower



many flowers



C

Look at the pictures. Then fill in the blanks with the correct naming words.



- There are two dogs.
One dog is sleeping.

- Joy has one orange.
Rahul has five oranges.



- There are two baby birds in the nest.
There is one bird on the branch.

- Swati carries one book.
Sonali carries many books.



D Circle the naming words that name **one**. Underline the naming words that name **many**. Then put them in the correct boxes.

flowers (boy) rings kittens (net) (ball) umbrellas
(carpet) letters (pencil) (boat) shops (chair) grapes

One

1. boy
2. net
3. ball
4. carpet
5. pencil
6. boat
7. chair

Many

1. flowers
2. rings
3. kittens
4. umbrellas
5. letters
6. shops
7. grapes

We add **-es** to some words to change them from one to many.
fox ~ foxes church ~ churches dish ~ dishes

E Add **-es** to the following words to change them from one to many.

1. peachpeaches.....
2. dressdresses.....
3. boxboxes.....
4. matchmatches.....

5. classclasses.....
6. watchwatches.....
7. beachbeaches.....
8. glassglasses.....

Now fill in the blanks with the words that you have written.

1. Maya ate three peaches and a banana.
2. I put all my toys in two small boxes.
3. John went to all the classes to give sweets on his birthday.
4. Sasha gave both her dresses to her sister.
5. Our team won three matches out of five.

F Circle the **naming words** in the given poem. Identify the words that name **one** and the ones that name **many**. Write them in the correct row.

Six little (monkeys)
Jumping on a (tree).
There comes a (pedlar)
Whom the (monkeys) see.
One naughty (monkey)
Snatches his (cap)
With small (bows)
And a very long (strap).
Says the (pedlar)
'Give me the (cap).'
The (monkey) winks at him
And tightens the (strap).



One monkey strap cap pedlar tree
Many monkeys bows

G Read aloud the words that are given below. Change them from one to many.

1. dolldolls.....
2. bookbooks.....
3. tabletables.....
4. househouses.....
5. foxfoxes.....
6. eyeeyes.....
7. monkeymonkeys.....
8. tomatotomatoes.....
9. cupcups.....
10. crowcrows.....

Now circle the words that you have written above in the grid below. One is done for you.



T	H	D	O	L	L	S	C	M	P
A	T	O	M	A	T	O	E	S	D
B	O	O	K	S	H	O	T	N	E
G	Z	T	A	B	L	E	S	K	H
U	A	O	N	C	U	P	S	D	L
I	F	A	M	O	N	K	E	Y	S
B	O	H	O	U	S	E	S	L	A
A	E	Y	E	S	M	B	Q	A	V
R	S	A	C	R	O	W	S	D	E
S	F	O	X	E	S	T	R	I	S

Creative Writing

My Self

1. My name is Neha Trivedi.
2. I am a _____ (boy/girl).
3. I am _____ (six / seven / eight) years old.
4. I study in class _____.
5. I live in _____ (Ahmedabad/ Gandhinagar)