



DELHI PUBLIC SCHOOL, GANDHINAGAR

SESSION – 2022-23

SUBJECT – ENGLISH

Sample notebook

Month – JUNE-JULY

Syllabus: ECB-

Ch -3 Going for a picnic.

Ch-4 The Naughty mouse [Poem Oral]

Ch -5 School is Fun

Grammar-

Ch -2 – Naming words

Ch -3 One and Many

Ch- 4 Pronouns

Creative Writing – My School

Month – JUNE-JULY

ENGLISH LITERATURE Lesson-3 Going for a Picnic

Reading and Explanation of the lesson

Textbook Exercises- Comprehension, Fill in the blanks, True or False and Match the following. [Pg nos. 14,15,16,17,18,19,20,21]

Note Book Exercise (E1)

A. New words

1. picnic
2. grandfather
3. please
4. cucumber
5. basket
6. sandwiches
7. plates
8. family

B. Make sentences for the following words.

1. picnic – Rita is going for a picnic.
2. sandwiches – My mother makes tasty sandwiches.
3. basket – A ball is in the basket.

C. Answer the following questions. [C.B.E]

1. Is Sameer is going to zoo?

Ans. No, Sameer is not going to zoo.

2. Have you seen your mother making sandwiches? What are ingredients?

Ans. Yes, she makes tomato, cucumber and cheese sandwiches.

D. Answer the following questions:

1. Where is Sameer going with his family?

Ans. Sameer is going for a picnic with his family.

2. Who packs the small cakes in the blue box?

Ans. Sara packs the small cakes in the blue box?

ECB: - Ch-4 The Naughty mouse [Poem Oral] Text Book Page No 22

Fill in the blanks.

1. The mouse in my house is naughty.
2. It has very long tail.
3. It eats up Papa's mail.
4. The mouse runs away when Papa comes.

RHYMING WORDS

Rhyming words are two or more words that have the same or similar ending sound.

Match the words in column A with the words that sound like them in column B.

Column A

1. buns
2. tail
3. around
4. mouse

Column B

- a. sound (3)
- b. runs (1)
- c. house (4)
- d. mail (2)

Ans. 1.(b) 2. (d) 3. (a) 4. (c)

Real English TB (Literature) -

Lesson – 5: TOPIC – School Is Fun

Reading and understanding the chapter.



Notebook Work

A. New words.

1. school
2. snacks
3. naughty
4. helpful
5. share
6. vegetable
7. playground
8. polite



B. Make sentences for the following words.

1. playground – There is a big playground in my school.
2. share – I always share my things with my friends.
3. polite – Lily is a polite girl.

Practice work

Make sentence for the following words.

fruits - _____

dance - _____

A. Fill in the blanks:

1. Lily like to play throwball.
2. Rahul and Lily go to school by bus.
3. Lily is very helpful.
4. Rahul eats junk food.

B. Answer in one word. [C.B.E]

1. How many playgrounds are there in your school?

Ans Two

2. Which is your favourite vegetable?

Ans _____

TB page no - 26

A. Answer the following questions.

1. Which class do Rahul and Lily study in?

Ans. Rahul and Lily study in class – I.

2. How many days do they go to school?

Ans. They go to school for five days.

3. What do they learn at school?

Ans. They learn to read, write, do sums, sing, and dance at school.

4. Are vegetables salads and fruits healthy?

Ans. Yes, they are.

5. When do Rahul and Lily have dinner?

Ans. Rahul and Lily have dinner at eight o'clock.

B. Write T (True) or F (False).

1. Rahul and Lily go to school by car.

False

2. They eat their lunch alone at school.

False

3. They come back home in the afternoon.

True

4. They watch television every night.

False

5. Rahul and Lily never fight.

True

TB page no - 27

1. Complete the information about Rahul and Lily. Use words from the box.

Salad	naughty	football	noodles	fruit
helpful	vegetable		chips	throwball

Rahul	Lily
1. He is <u>naughty</u> .	She is <u>helpful</u> .
2. He eats <u>noodles</u> and <u>chips</u> .	She eats <u>fruits</u> and <u>vegetable salad</u> .
3. He plays <u>football</u> .	She plays <u>throwball</u> .

TB page no - 28, 29, 30 31,32 [Vocabulary , Grammar, Writing ,

Listening and Speaking
Conversation
Activity

C.B.E [ORAL Based]

Grammar Ch -2 – Naming words

Naming Words

Words that tell us the names of **people, places, animals, or things** are called naming words. They are also called as **nouns**.

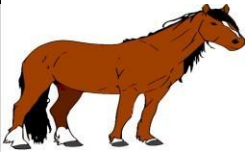


Grammar Text book page no 3,4,5,6,7,8 and 9

A. Look at the pictures given below and then write the correct Naming words.



Girl



horse



school



bag

(Real English TB Page no – 16)

A. Read the following sentences and underline the Naming words.

1. The plates are in the kitchen.
2. Sameer packs the buns in the box.
3. Sara picks up a tomato.
4. A dog barks.

Here the words plates, buns, box and tomato are names of things.

Sameer and Sara are names of people.

Kitchen is name of a place.

Dog is the name of an animal.

(Real English TB Page no – 16 exercise)

I. Underline the nouns in the following sentences.

1. Sara brings the plates.
2. Grandmother makes sandwiches.
3. Blacky is a cat and Ratty is rat.
4. Mother cooks in the kitchen.
5. This girl is a tall and beautiful.

Common Names.

The names we use to talk about any person, animal, place, or thing in general are called **common names**.

Example - chair, orange, tree, girl, and houses.

A common name always begins with a **small letter**.

A special name always begins with a **capital letter**.

A. Fill in the blanks with the required information about you and your family members. (Practice Work- Pg no 8]

1. Your name: _____.
2. Your mother's name: _____
3. Your father's name: _____.
4. Your brother's name: _____.
5. Your sister's name: _____.

1. Underline the special names in the following sentences.

1. Meera is a good girl.
2. Ram is a boy.
3. March is the third month of the day.
4. He came to Ahmedabad on Thursday.

Oral based question. [C. B. E]

1. Look around the classroom and name any 3 naming words.
2. Name any 2 common noun and special names in your class.

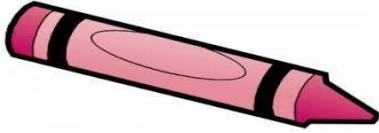
Grammar Chapter – 3 Topic – One and Many

Cat – **cats** Rat – **rats**

When we say **cat**, we mean **one cat**. When we say **cats**, we mean **more than one cat**.

- We add **-s** to some words to change them from one to many.

For example:



a crayon



many crayons

Textbook exercise (page no - 10)

A. Fill in the blanks correctly using the words given in brackets.

1. I took one **rose**. Shilpa took three **roses**. (**rose / roses**)
2. This **shirt** is red. Those **shirts** are blue. (**shirt / shirts**)
3. Ravi has five **pencils**. My brother has one **pencil**. (**pencil / pencils**)
4. There is one **tree** in front of my house. There are seven **trees** in the park. (**tree / trees**)
5. He offered me many **chocolates**. I took only one **chocolate**. (**chocolate / chocolates**)

Textbook exercise (page no - 11)

A. Change the given naming words from one to many. [C.B. E]

1. a doll




many dolls



2. a banana



many bananas



3. an egg



many eggs



4. a flower



many flowers



Textbook exercise (page no - 12)

A. Circle the naming words that name one. Underline the naming words that name many. Then put them in the correct boxes.

flowers boy rings kittens net ball grapes
umbrellas carpet letters pencil boat shops chair

	ONE	MANY
1	Boy	Flowers
2	Net	Rings
3	Ball	Kittens
4	Carpet	Umbrellas
5	Pencil	Letters
6	Boat	Shops
7	Chair	Grapes

Note – We add -es to some words to change them from one to many.

For example – fox – foxes, dish – dishes

A. Add -es to the following words to change them from one to many.

1. peach – peaches
2. dress – resses
3. box – boxes
4. match – matches
5. class – classes
6. watch – watches
7. beach – beaches
8. glass – glasses
9. potato -potatoes
10. dish - dishes

Textbook exercise (page no - 13)

A. Now fill in the blanks with the words that you have written.

1. Maya ate three peaches and a banana.
2. I put all my toys in two small boxes.
3. John went to all the classes to give sweets on his birthday.
4. Sasha gave both her watches to her sister.
5. Ronit helped his parents to keep all the dresses neatly in the cupboard.
6. Our team won three matches out of five.

➤ Circle the naming words in the poem given. Identify the words which name one and those which name many. Write them in the correct row.

[C.E.B]

Six little monkeys
Jumping on a tree.
There comes a pedlar
Whom the monkeys see.
One naughty monkey
Snatches his cap
With small bows
And a very long strap.
Says the pedlar,
'Give me the cap.'
The monkey winks at him
And tightens the strap.



Textbook exercise (page no - 14)

A. Read aloud the words that are given below. Change them from one to many.

- | | | |
|-----------|---|-----------------|
| 1. doll | — | <u>dolls</u> |
| 2. book | — | <u>books</u> |
| 3. table | — | <u>tables</u> |
| 4. house | — | <u>houses</u> |
| 5. fox | — | <u>foxes</u> |
| 6. eye | — | <u>eyes</u> |
| 7. monkey | — | <u>monkeys</u> |
| 8. tomato | — | <u>tomatoes</u> |
| 9. cup | — | <u>cups</u> |
| 10. crow | — | <u>crows</u> |

Textbook exercise – Real English (page no - 17)

A. Change the following words from one to many.

	ONE	MANY
1	cake	cakes
2	girl	girls
3	star	stars
4	ball	balls
5	flower	flowers
6	boy	boys

Notebook exercise

A. Change the following words from one to many by adding -s at the end.

1. Cup – cups
2. Girl – girls
3. Cat – cats
4. Key – keys
5. ball- balls
6. book- books
7. star- stars
8. boy- boys
9. car- cars
- 10.chair- chairs

B. Change the following words from one to many by adding -es at the end.

1. bus – buses
2. wish – wishes
3. box – boxes
4. watch – watches
5. glass – glasses
6. class – classes
7. dish – dishes
8. fox – foxes
9. tomato- tomatoes
- 10.brush – brushes

English Grammar Notebook Exercise

Creative Writing- MY School


1. The name of my school is Delhi Public School, Gandhinagar.
2. It is in Gandhinagar.
3. It has a big playground.
4. I love to go to school every day.
5. I love my school very much.



PRONOUNS

Grammar Chapter – 4

Topic – Pronouns



Pronouns are the words we use in place of naming words. (nouns)



I, We ---- We use **I** when talk about ourselves.

We refer to a group of two or more people which includes the speaker.

Textbook exercise (page no - 16)

A. Fill in the blanks with *I, we or you*.

1. I am happy. Rita is happy. **We** are happy.
2. I cannot carry so many books. Can **you** help me?
3. Pudding is my favourite. **I** can eat a lot of it.
4. Ram and I swim together. **We** are friends.
5. Tulip and I will go to the market. **We** will get toffees for everyone.


He, She, It

- We use **he** in place of the name of a **man** or a **boy**.
- We use **she** in place of the name of a **girl** or a **woman**.
- We use **it** in place of the names of a **thing**, a **bird** or an **animal**.

Textbook exercise (page no - 17)


B. Look at the picture and fill in the blanks with pronouns. [C.B.E]


1. He is a  postman.


2. She is a nurse. 

3. He is boy. 

4. It is a  monkey.

5. She is a teacher. 

6. He is a sweeper. 

7. She is a singer. 

Textbook exercise (page no - 18)

C. Underline the correct pronoun in each sentence.

1. (He / She) is my sister.
2. (He / It) is going to school.
3. (He / She) is my uncle.
4. (It / He) is my pet dog.
5. (It / She) is a bat.
6. (He / It) is an orange.

D. Rewrite the sentences. Use pronouns in place of the underlined words.

1. This is Ritu. Ritu is my friend.

Ans. This is Ritu. She is my friend.

2. This is my rabbit. My rabbit is white.

Ans. This is my rabbit. It is white.

3. This is Anil. Anil is my brother.

Ans. This is Anil. He is my brother.

4. This is a ball. The ball is red.

Ans. This is a ball. It is red.

They
Aman and Rahim play football.
They are very good at it.



We use **They** more than one person, thing, animal or place.

Textbook exercise (page no - 19)

E. Complete the sentences with the pronouns given in the strip.

I You He She It We They

1. John is a cricket player.

He plays well.

2. The kids are in the field.

They are playing football.

3. Amira has a pet dog.

It is brown.

4. Sameera is a good girl.

She goes to school regularly.

5. Maria and I are friends.

We like to play together.

6. This is my favourite diary.

I call her Kitty.

Real English Textbook Pronoun exercise Textbook page no – 29

C1. Underline the correct pronoun.

1. My name is Tina. I / We do homework in the evening.

2. Lily helps Rahul to do his work. It / She is a helpful girl.

3. An elephant lives in a forest. It / She eats sugarcane.

4. Sachin is a cricket player. She / He plays very well.

5. Snow white lives in a small hut. She / he lives with seven dwarfs.

6. Naman and Gitika are good friends. We / They say, “I / We go the same school.”



DELHI PUBLIC SCHOOL, GANDHINAGAR

CLASS-1 SESSION – 2022-23

SUBJECT – ENGLISH

Sample notebook

Month – APRIL



Syllabus: ECB Ch-1-The Clever Rat.

Ch-2 Houses Big and Small [Poem]

Grammar: Ch 1 – Letters and words

Ch- 12 A, An, The

Creative Writing - My School

Month – April

Lesson – 1 The Clever Rat

➤ Reading and explanation of Lesson 1

Text Book Exercise

Pg-2

Match the following

- Complete the following phrases.
- Vocabulary – Look at the pictures and fill the missing letters.

Textbook Page


Pg-6,7,8 & 9

- Use of a and an
- This/That
- Writing sentences
- Listening and Speaking skills
- Conversation
- Activity

(In notebook)

I. New Words.

- a. little
- b. Ratty
- c. Blacky
- d. clever
- e. jumps
- f. cheese
- g. cannot
- h. brown



II. Make sentences for the following words.

- a. clever – Ratty is a clever rat.
- b. brown – Ratty is a little brown rat.
- c. Jumps – Blacky jumps on the fan.

Tick the correct answers for the following questions :

Q.1 What is the name of little brown rat?

Ans. Ratty
 Blacky

Q.2 What does Ratty like to eat?

Ans. Bread
 Cheese


Lesson2 **Reading and understanding the poem.**

2 Houses Big and Small

Some houses are big
And some are small.
Some houses are wide
And some are tall.

So many houses
Wherever I roam.
But the best of all
Is my own sweet home.

room : go here
and there



A Comprehension

A1. Tick (✓) the kinds of houses the child sees.

small short big blue
 wide fat tall

A2. Complete the following sentence.
The child likes his own the best.



3 Vocabulary

Write the opposites of the given words. Choose them from the balloon.


1. big small

2. tall short

3. many few

4. best worst

5. wide narrow



English Grammar Note Book (E2)

OPPOSITES

- | | | | |
|----|------|---|-------|
| 1. | fat | - | thin |
| 2. | near | - | far |
| 3. | come | - | go |
| 4. | in | - | out |
| 5. | fast | - | slow |
| 6. | open | - | close |
| 7. | sit | - | stand |
| 8. | up | - | down |

English Grammar Note Book(E2)

Creative Writing Topic – Myself

I. Write five lines about 'Myself'.

(Paste your recent
passport size
photograph)

- a. My name is _____.
- b. I am a _____. (boy / girl)
- c. I am _____ (five / six / seven) years old.
- d. I study in class I _____
- e. I live at _____ (Gandhinagar/Ahmedabad) in
Gujarat.

Activity:- Memory game to revise the vowels and consonants

[Children will write alphabets in the circles drawn on the black board]



1

Letters and Words

There are 26 letters in the English alphabet. We use these letters to write all words.


A Look at the pictures. Write the missing letters to complete the words.

1. p.e..n 

2. b..e..d 

3. b..a..t 


4. m..u..g 


5. p..l..n 


6. c..a..t 

B Rewrite the letters correctly to name the pictures.

1. nte 
.n.e..t

2. mja 
.j.a..m


3. agb 
.b..a..g

4. btu 
.t..u..b

5. pzi 
.z.i..p

6. tah 
.h.a..t

7. thu 
.h.u..t

8. odg 
.d.o..g

C Change the underlined letter in each word to make a new word. The pictures will help you.

1. cot

cat

.....



3. dull

doll



2. pin

pen



4. beg

bag



D Change or add a letter to get the name of a colour.

1. Add a letter and *ink* becomes pink

2. Change a letter and *glue* becomes blue

3. Change a letter and *bed* becomes red

4. Add a letter and *lack* becomes black

5. Change two letters and *turtle* becomes purple

E One word in each row does not end with the same sound as the rest of the words. Find the odd word and circle it.

1. see bee fee too

2. pass dress class glass

3. tray boy toy joy

4. lot cot pot lick

5. fell tell fed sell

We use

- *a* and *an* when we talk about **one thing**.
- *an* before naming words that begin with a **vowel sound**.
- *a* before naming words that begin with a **consonant sound**.

A Look at the pictures and name them. Add *a* or *an* before each of the names correctly.



1. **an engine**



2. **A mango**



3. **An ice cream**



4. **A football**




5. **A house**



6. **An umbrella**



7. **A car**



8. **An elephant**

B Fill in the blanks with *a* or *an*.

1. My mother peeled **an** orange.
2. She read ... **a** book.
3. Rosy has **an** .. umbrella.
4. Rahul ate **an** ice cream.
5. I planted **a** seed.
6. I saw **an** ... elephant.

The

We use the for something specific.
the moon, the sun , the earth

C Tick (✓) the correct answers from the options given in brackets.

1. (a/an) computer and (a/an) table



2. (a/an) elephant and (a/an) rabbit



3. (a/the) sun and (a/the) moon



4. (a/an) teacher and (a/an) student



D Unscramble and write the naming words. Add *a*, *an* or *the* before each of them correctly.



1. o s u e h

..... a house



2. l w o

An owl



3. a r h t e

..... The earth



4. m e r l l u a b

.. An umbrella ..

[Look at the given pictures. Read the words. Write a or an before the words.]

1. an aeroplane



2. a banana



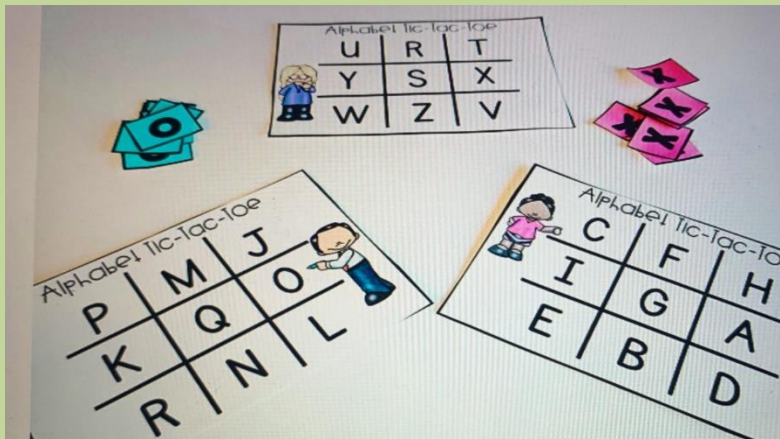
3. a computer



4. a doctor

Activity 1 :- Playing Knot and Cross game with Children.

[Cut the alphabet and form a new word]



Activity 2 : Placing correct word in the “a” and “an” cup

