Delhi Public School Gandhinagar

Academic session (2026-27)

Class: I

Study Material

NOVEMBER: 2026

Subject: Mathematics

CHAPTER - 10 TIME

NOTE BOOK WORK

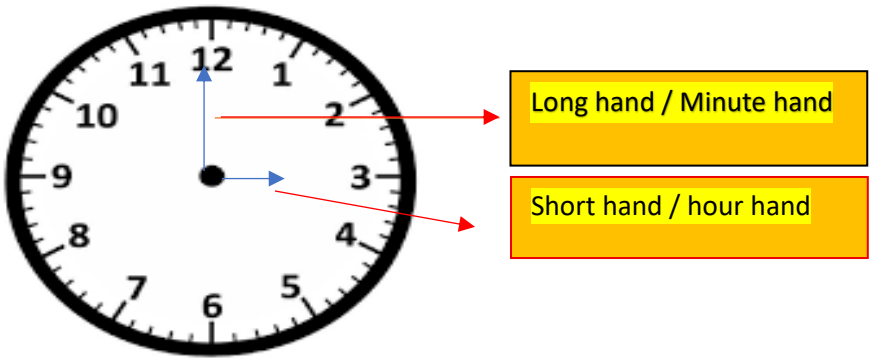

Ex. 1 Fill in the blanks:

1. The face of the clock is called dial.
2. There are two hands in a clock.
3. The long hand in a clock is the minute hand.
4. The short hand in a clock is an hour hand.



Ex. 2 Draw clocks and write time in two ways:



6:00 6 O'clock	2:00 2 O'clock	9:00 9 O'clock

Ex. 3 Days of the Week:

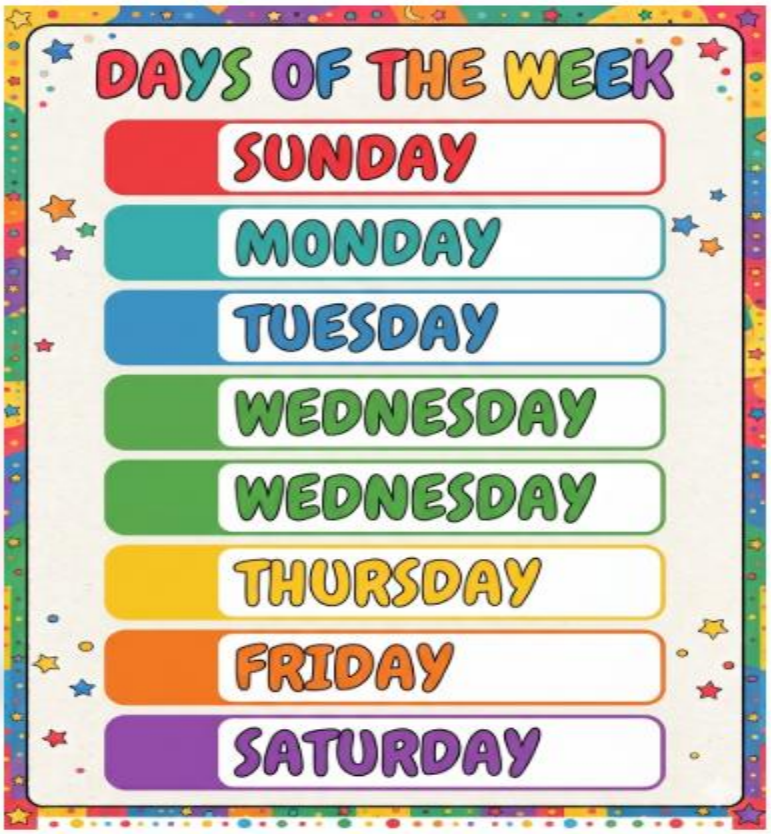

Ex. 4 Months of the Year:

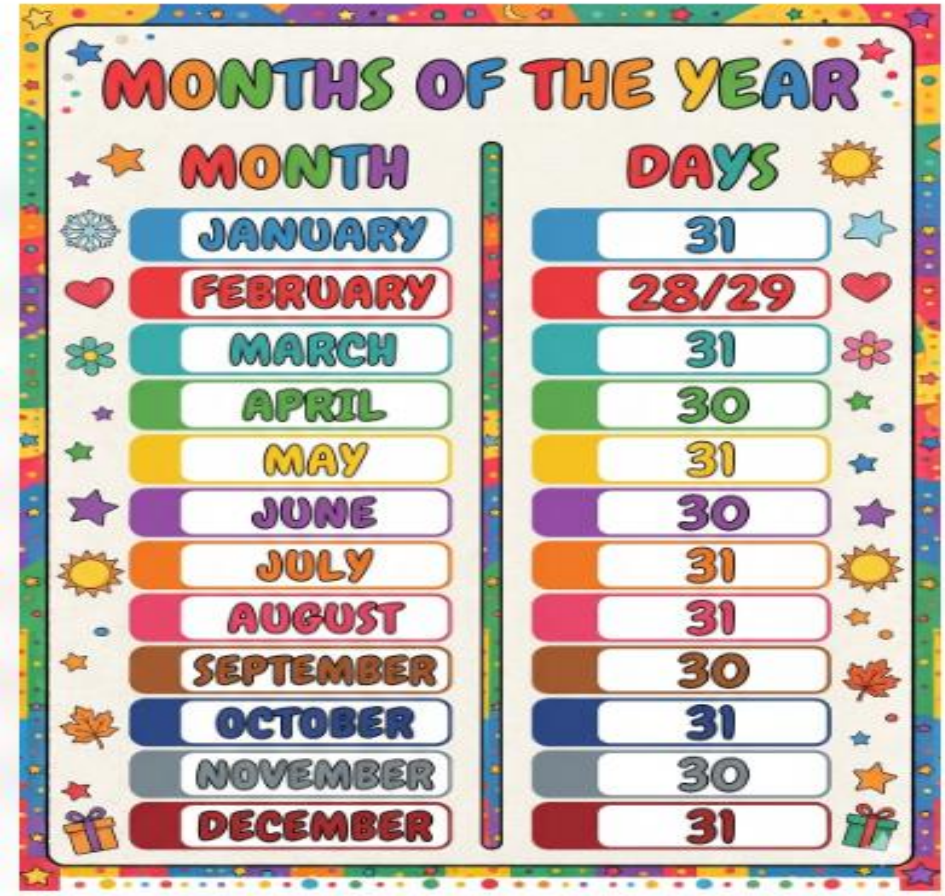

Ex. 5 Fill in the blanks

1. There are seven days in a week.
2. There are 365 days in a year.
3. Wednesday comes after Tuesday.
4. August comes between July and September.
5. December is the last month of the year

CBE (Written)

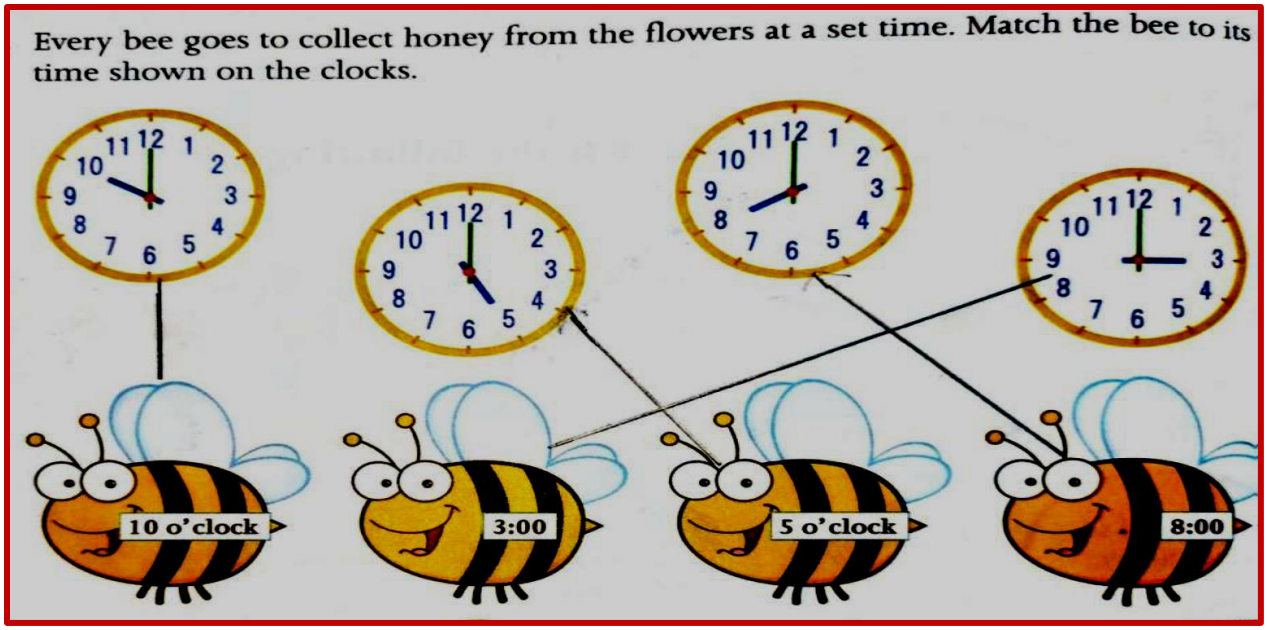

CBE (Observation)

Q. If today is **Tuesday**, Bunny will go to the park tomorrow. What day will Bunny go to the park?



Ans. Wednesday

CBE (Oral)

Q. Tom's birthday is in the last month of the year. In which month does Tom cut the cake?



Ans. December

Table of 10

1	0	X		1	=		1	0
1	0	X		2	=		2	0
1	0	X		3	=		3	0
1	0	X		4	=		4	0
1	0	X		5	=		5	0
1	0	X		6	=		6	0
1	0	X		7	=		7	0
1	0	X		8	=		8	0
1	0	X		9	=		9	0
1	0	X	1	0	=	1	0	0



CHAPTER - 1

Patterns (Thinking Skills)

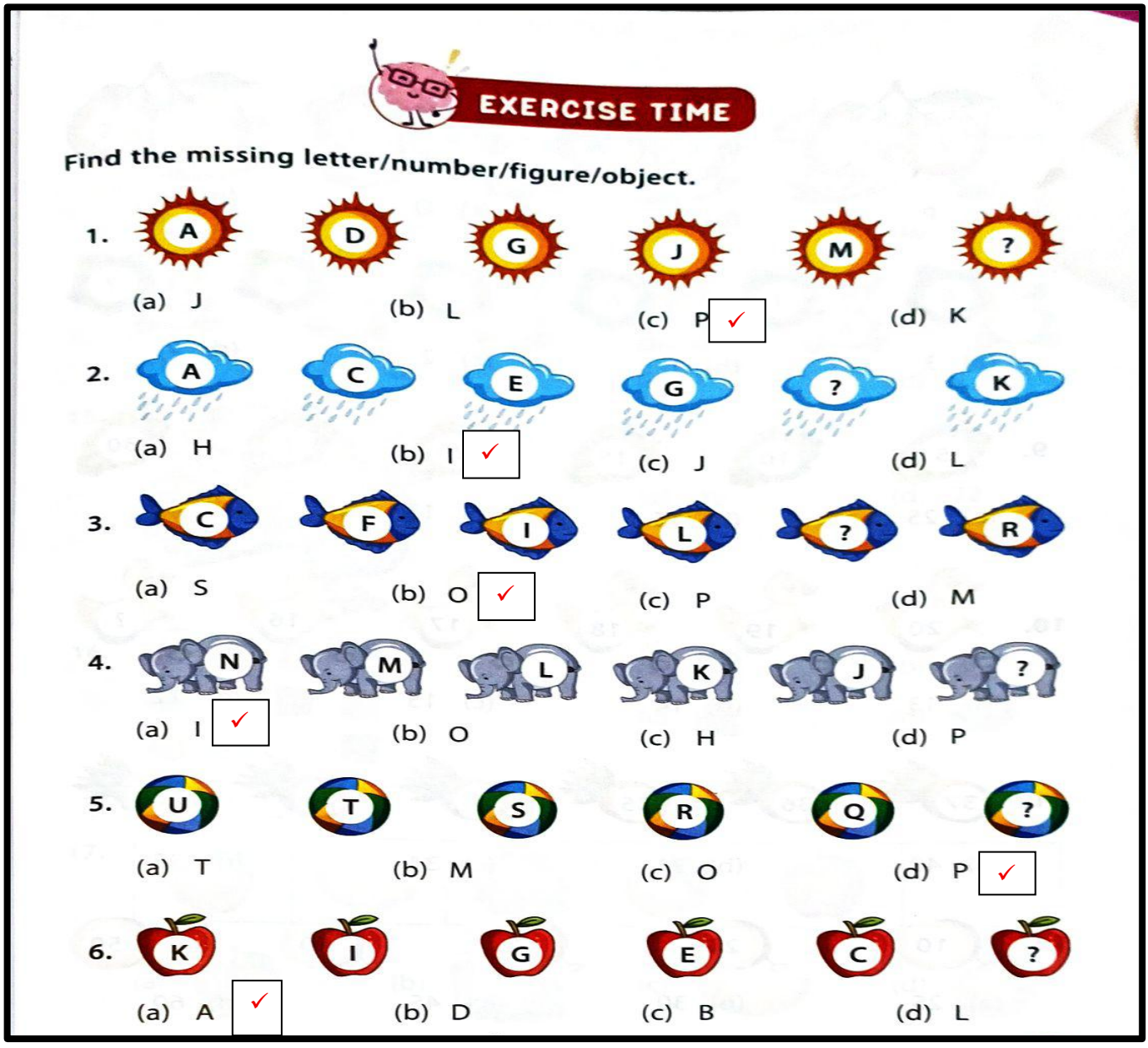

7. 

(a) P (b) T (c) Q ✓ (d) R

8. 

✓ 3 (b) 1 (c) 2 (d) 7

9. 

✓ 25 (b) 16 (c) 13 (d) 19

10. 

(a) 13 (b) 14 ✓ 15 (d) 12

11. 

(a) 40 (b) 31 ✓ 34 (d) 38

12. 

(a) 25 ✓ 30 (c) 45 (d) 60

13. 

(a) 17 ✓ 18 (c) 19 (d) 20

14. 

(a) 2 ✓ 4 (c) 3 (d) 5

15. 

(a) 17 (b) 18
✓ 20 (d) 22

16. 

(a) (b)
✓ (d)

17. 

(a) (b) ✓ (d)

18.



(a)  (b)  (c)  ✓ 

19.



(a)  ✓  (c)  (d) 

20.

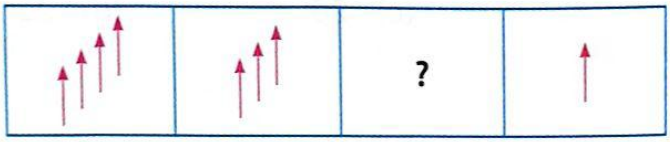

(a)  ✓  (c)  (d) 

21.

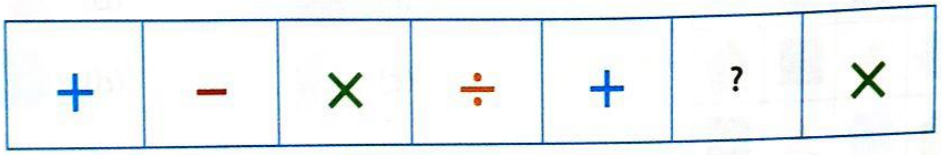

(a) × (b) ÷ ✓ − (d) +

22.

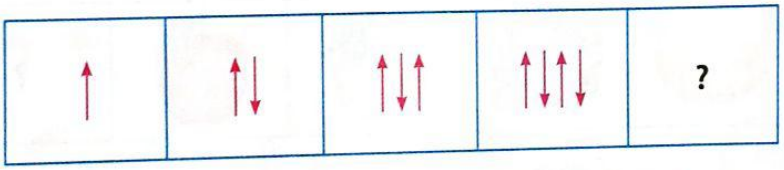

✓  (b)  (c)  (d) 

23.

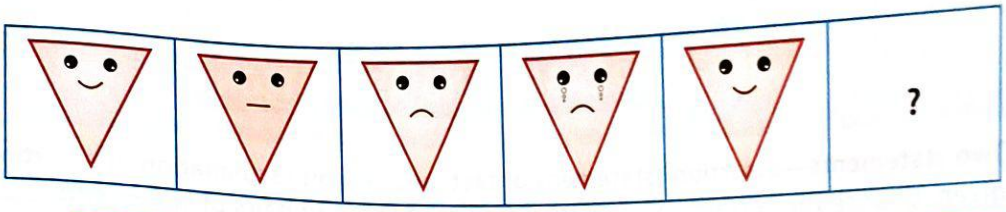

(a)  ✓  (c)  (d) 

24.



(a)  (b)  ✓  (d) 



BRAIN BOOSTER

Let's make TEN using these three figures. We need to erase only six lines in these three figures to make it TEN.

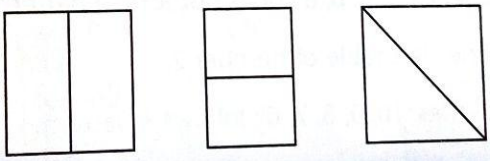

Delhi Public School Gandhinagar

Academic session (2026-27)

Class: I

Study Material

OCTOBER 2026

Subject: Mathematics

CHAPTER- 5 PATTERNS

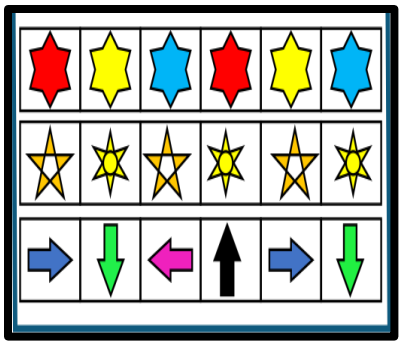

NOTE BOOK WORK

Ex. 1 What comes next?

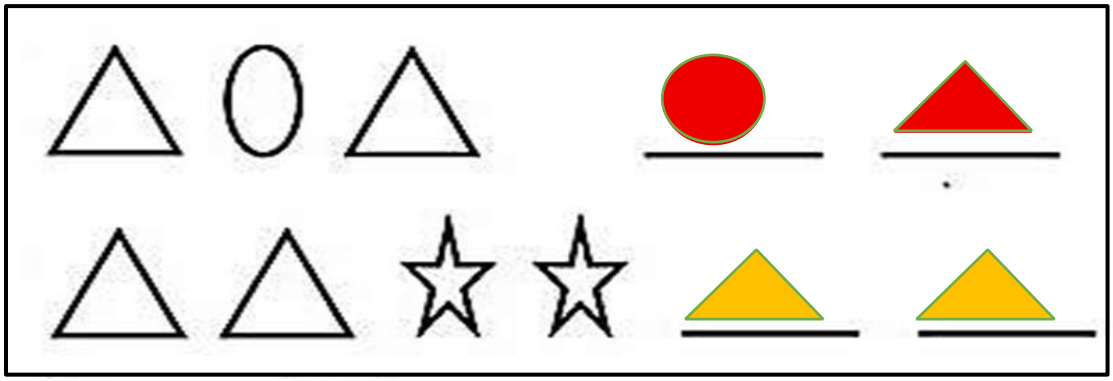

Ex. 2 Complete the number pattern.

A. Count by 2's.

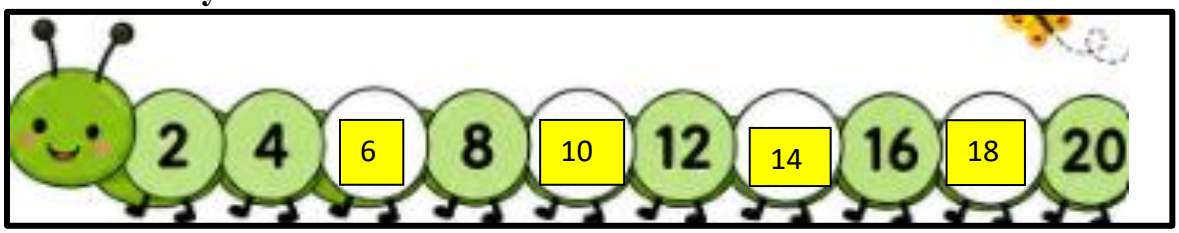

B. Count by 5's

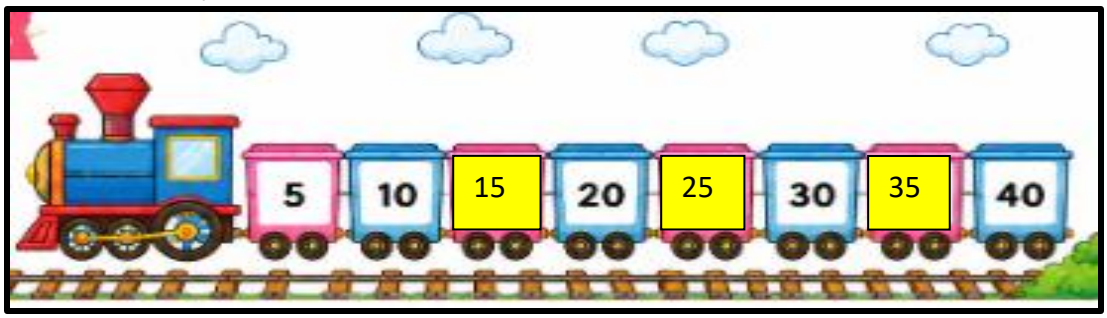

C. Count by 10's

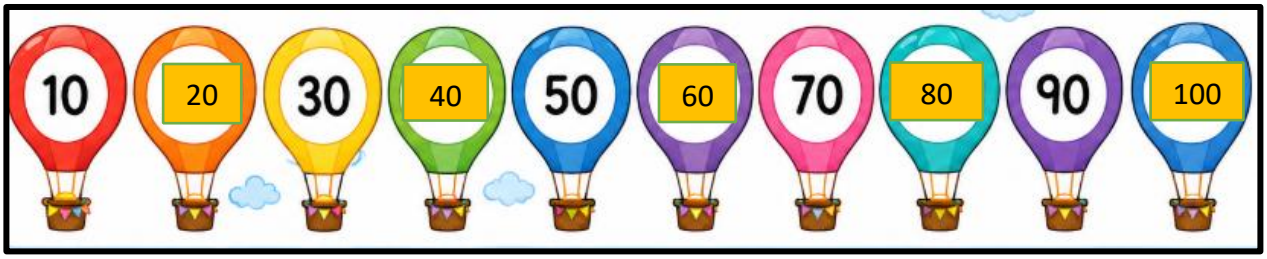

CBE (Written): -

- A toy train has coloured coaches in this pattern:



- The colour of the next coach should be **green.**

CBE (Observation): -

- Riya wrote the following number pattern:

2, 4, 6, 9, 10

- The number ___**9**___ is incorrect in the pattern.

CBE (Oral

Q. Write the names of animals who have pattern on their body.

Ans. Zebra, Tiger, Cheetah and Giraffe

ORDINAL NUMBERS

- **Ordinal numbers tell us the position or order of an object in a row.**
  Eg. 1st , 2nd , 3rd etc.

CARDINAL NUMBERS

- **The numbers that are used for counting something are called cardinal numbers. Eg. 1,2,3 etc.**

Cardinal Number	Ordinal Number	Short Form
1	First	1st
2	Second	2nd
3	Third	3rd
4	Fourth	4th
5	Fifth	5th
6	Sixth	6th
7	Seventh	7th
8	Eighth	8th
9	Ninth	9th
10	Tenth	10th

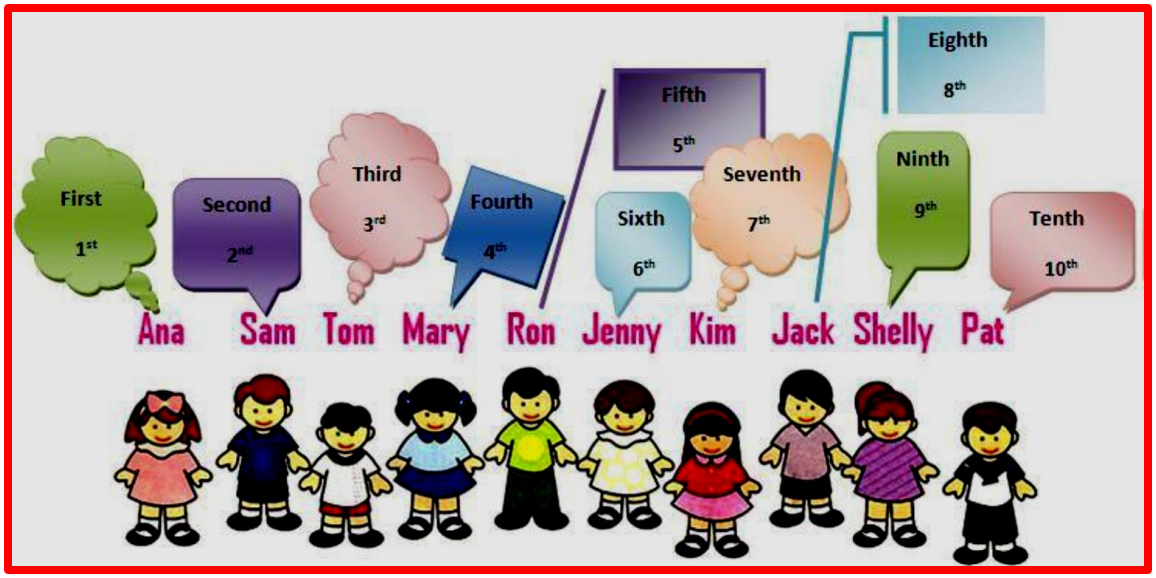

Delhi Public School Gandhinagar

Academic Session (2026-27)

Class: I

Study Material

SEPTEMBER: 2026

Subject: Mathematics

Revision Work for Half Yearly Examination

- **Revision worksheets in My Buddy**
- **CBE and Reflection Worksheet in My Buddy**
- **Model question paper in My Buddy**
- **Revision in Note Book and Practice book**

Revision

Q1. Solve the following

	T	O
	4	6
+	0	2
	4	8

	T	O
	3	7
-	1	5
	2	2

	T	O
	9	8
-	5	8
	4	0

	T	O
	3	5
+	3	2
	6	7

Q.2 Fill in the blanks.

i. 5 x 3 = 15

ii. 10 less than 50 = 40

iii. When we subtract two same numbers the answer will be 0.

iv. 2 x 4 = 8

v. 5 tens and 6 ones = 56

vi. 6 times 5 = 30

vii. A triangle has 3 sides.

Q.III Identify and write name of the shapes.

Object	Name of the shape
	Circle
	Rectangle
	Square

Q. IV Story Sums.

1. Ria has 23 balloons, She gave 12 balloons to her sister. How many balloons are left with her?

Solution :

	T	O
	2	3
-	1	2
	1	1

Number of ballons Ria has

Number of balloons she gave her sister

Left

Ans. Ris has 11 balloons left with her

2. A shopkeeper has 14 red pencils and 10 green pencils. How many pencils does the shopkeeper have in all?

Solution:

	T	O
	1	4
+	1	0
	2	4

Number of red pencils

Number of green pencils

Total

Ans. The shopkeeper has 24 pencils in all.

Delhi Public School Gandhinagar

Academic session (2026-27)

Class: I

Study Material

AUGUST: 2026

Subject: Mathematics

Chapter – 4 Shapes



NOTE BOOK WORK

Ex.1 – Write properties of Plane Shapes (2 D Shapes)

A. Square		
1.	This is a square.	
2.	It has 4 sides and 4 corners.	
3.	All the sides are equal	

B. Rectangle		
1.	This is a rectangle	
2.	It has 4 sides and 4 corners.	
3.	Opposite sides are equal.	

C. Triangle		
1.	This is a triangle	
2.	It has 3 sides and 3 corners.	

D. Circle		
1.	This is a **circle.**	
2.	It has **no** sides and **no** corners.	

CBE (Written)

How many sides are there in a triangle and rectangle altogether?

Ans. Triangle = 3 sides

Rectangle = 4 sides

Total sides = 7 sides

CBE (Observation)

Draw a sun using 1 circle and 8 triangles.

Ans.



CBE (Oral)

Objects	Name of the shape
	Sphere
	Cube
	Cylinder
	Cone
	Cuboid

Table of 2

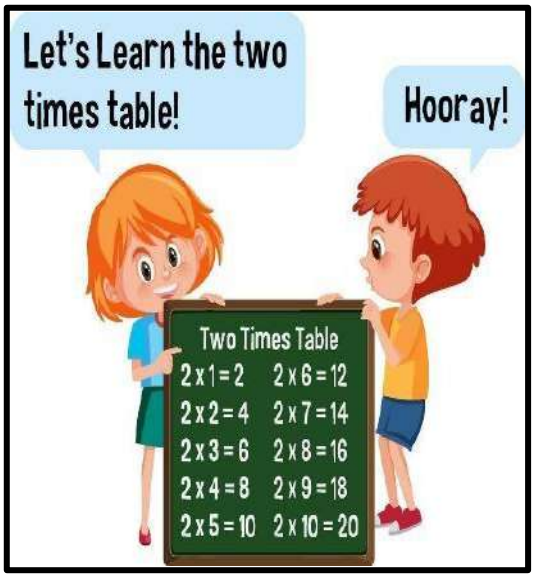

2	×		1	=		2
2	×		2	=		4
2	×		3	=		6
2	×		4	=		8
2	×		5	=	1	0
2	×		6	=	1	2
2	×		7	=	1	4
2	×		8	=	1	6
2	×		9	=	1	8
2	×	1	0	=	2	0

Fill in the blanks.

1. 2 × 5= 10

2. 2× 4 = 8

3. 2 × 8 = 16

4. 2 × 7= 14

Table of 5

5	×		1	=		5
5	×		2	=	1	0
5	×		3	=	1	5
5	×		4	=	2	0
5	×		5	=	2	5
5	×		6	=	3	0
5	×		7	=	3	5
5	×		8	=	4	0
5	×		9	=	4	5
5	×	1	0	=	5	0



Fill in the blanks.

1. 5 × 6= 30

2. 5× 4 = 20

3. 5 × 9 = 45

4. 5 × 0= 0

Thinking Skills

Chapter – 3 Geometrical Shapes



EXERCISE TIME

Choose the correct name of each shape from the given option

(a) 

(i) Circle (ii) Triangle
(iii) Square ✓ (iv) Rectangle

(b) 

(i) Circle (ii) Rectangle
✓ (iii) Square (iv) Triangle

(c) 

(i) Square ✓ (ii) Triangle
(iii) Circle (iv) Rectangle

(d) 

✓ (i) Circle (ii) Rectangle
(iii) Square (iv) Triangle

(e) 

(i) Square ✓ (ii) Oval
(iii) Circle (iv) Rectangle

2. Name the given shapes.

(a)  CIRCLE

(b)  RECTANGLE

(c)  TRIANGLE

(d)  OVAL

3. **Look at the given picture carefully and answer the questions that follow.**



(a) What is the shape of the face in the picture?

(i) Circle ✓ (ii) Oval (iii) Square (iv) Rectangle

(b) Which two shapes make the hat?

(i) Circle and rectangle (ii) Oval and square

(iii) Triangle and rectangle ✓ Rectangle and square

(c) What is the shape of the neck?

(i) Circle (ii) Oval (iii) Square ✓ Rectangle

(d) What is the shape of the arms?

(i) Square ✓ Rectangle (iii) Circle (iv) Oval

(e) What is the shape of the stomach?

(i) Circle (ii) Oval ✓ Triangle (iv) Rectangle

(f) What is the shape of the legs?

(i) Circle (ii) Oval (iii) Square ✓ Rectangle

4. Which of the following shapes has no corners?

✓ (b) (c) (d)

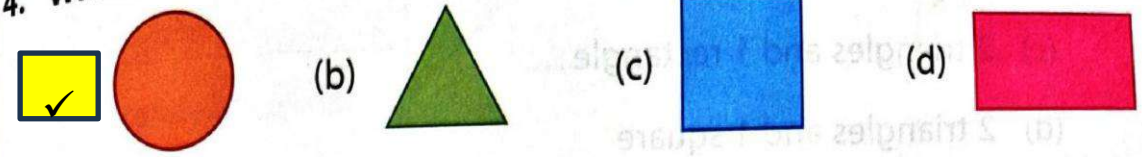

5. Which shape has the maximum number of sides?

(a) (b) ✓ (d)



6. Draw and colour 2 triangles, 1 circle and 2 squares.



7. Draw and colour 2 more squares by rotating the given square.

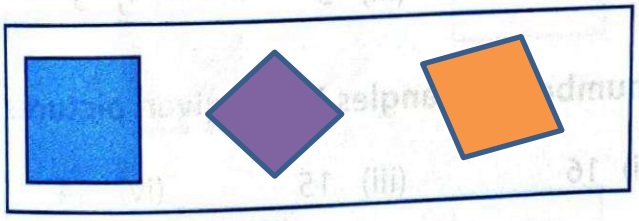

8. Look at the given figure. It is a combination of _____ and _____.



(a) square, triangle

(c) square, rectangle

✓ rectangle, triangle

(d) circle, triangle

9. Look at the figure given below. It has



(a) 2 triangles and 2 rectangles

(b) 1 triangle and 2 rectangles

✓ (c) 2 triangles and 1 rectangle

(d) 2 triangles and 1 square

10. Look at the given pictures and answer the questions that follow.



(a) What is the total number of circles in the given pictures?

(i) 1 ✓ 2 (iii) 3 (iv) 5

(b) What is the total number of triangles in the given pictures?

(i) 17 (ii) 16 ✓ 15 (iv) 14

(c) What is the total number of squares in the given pictures?

✓ 2 (ii) 8 (iii) 10 (iv) 12

(d) What is the total number of rectangles in the given pictures?

(i) 1 ✓ 4 (iii) 3 (iv) 2

11. Write the number of sides and corners for each figure.

Figure	Number of Sides	Number of Corners
(a) 	4	4
(b) 	3	3
(c) 	5	5
(d) 	4	4
(e) 	5	5
(f) 	4	4

12. **Which of the following figures can roll?**

✓ 

(b) 

(c) 

(d) 

13. **Which of the following things can both roll and slide?**

(a) 

✓ 

(c) 

(d) 



BRAIN BOOSTER

Look at the given figure. You need to move 3 lines in different ways to make 3 equal squares.



Delhi Public School Gandhinagar

Academic session (2026-27)

Class: I

Study Material

JULY: 2026

Subject: Mathematics

Chapter -3
Subtraction up to 20

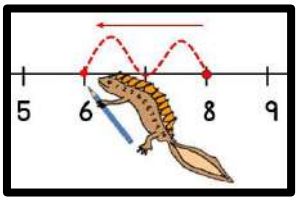

NOTE BOOK WORK

Ex. 1 Subtract the numbers on the number line:

i) 8 – 5 = 3

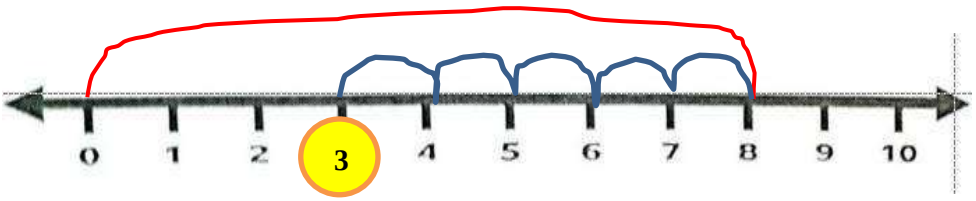

ii) 7 – 6 = 1

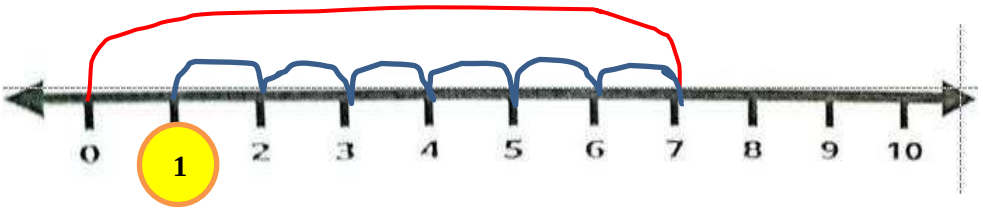

Ex. 2 Subtract the following:

	T	O
	1	8
–		3
	1	5

	T	O
	1	4
–		2
	1	2

	T	O
	1	9
–		6
	1	3

	T	O
	1	7
–		3
	1	4

CBE (Written)

❖ A balloon seller has 18 balloons. Due to the wind, 6 balloons flew away.



Write the subtraction statement.

Ans. 18 – 6 = 12

CBE (Observation)

Text Book Pg. No. 36

Let us know more about traffic-light colours. Colour the balloons as per the colour of answers.

12 15 10

Why is it important to follow the traffic signals?

1. 15 – 3 =
2. 19 – 4 =
3. 12 – 2 =
4. 18 – 6 =
5. 15 – 5 =
6. 16 – 1 =

Answers:

1. 15 – 3 = Colour: Yellow	2. 19 – 4 = Colour: Red	3. 12 – 2 = Colour: Green
4. 18 – 6 = Colour: Yellow	5. 15 – 5 = Colour: Green	6. 16 – 1 = Colour: Red

CBE (Oral)

Which of the following subtraction sentence represent the given picture?



A. 16 – 2 =14 B. 12 – 6 = 6 C. 12 – 4 = 8

CHAPTER- 7
Addition and Subtraction up to 99



NOTE BOOK WORK

Ex: 1– Add the following

	T	O
	2	3
+	0	4
	2	7

	T	O
	3	1
+	1	1
	4	2

	T	O
	6	3
+	0	5
	6	8

Practice work

	T	O
	5	4
+	0	2
	5	6

	T	O
	7	1
+	1	1
	8	2

	T	O
	9	4
+	0	4
	9	8

Ex.2: Story sums

1. There are 22 red pens and 25 blue pens in the box. How many pens are there in all?

Solution	T	O
Number of red pens	2	2
Number of blue pens +	2	5
Total	**4**	**7**
Ans There are 47 pens in all.		

2. There are 31 boys and 34 girls in a class. How many students are there in all?

Solution	T	O
Number of boys	3	1
Number of girls +	3	4
Total	**6**	**5**
Ans There are 65 students in all.		

Ex: 3– Subtract the following

	T	O
	2	9
-	2	6
	0	3

	T	O
	6	7
-	3	2
	3	5

	T	O
	5	8
-	4	4
	1	4

Practice work

	T	O
	2	8
-	1	6
	1	2

	T	O
	5	7
-	3	6
	2	1

	T	O
	6	4
-	5	4
	1	0

Ex: 4 Story sums

1. A toy shop had 84 toys. It sold 21 toys. How many toys are left in the shop?

Solution		T	O
Number of toys in the shop		8	4
Number of toys sold	-	2	1
Left		**6**	**3**
Ans There are **63 toys** left in the shop.			

2. Rishi has 35 rabbits. 14 ran away. How many rabbits are left with him?

Solution		T	O
Number of rabbits with Rishi		3	5
Number of rabbits that ran away	-	1	4
Left		**2**	**1**
Ans: There are **21 rabbits** left with Rishi.			

CBE (Written)

Read the instructions and add the numbers.

1. 50 + 4 = ...
   Start from 50 and move forward 4 steps.



2. 87 + 2 = ...
   Start from 87 and move forward 2 steps.



3. 70 + 5 = ...
   Draw arrows from 70 and move forward 5 steps.



4. 38 + 4 = ...
   Draw arrows from 38 and move forward 4 steps.

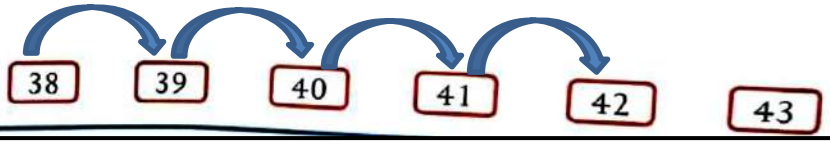

CBE (Observation)

Which of the following is more than 58? Tick the correct option.

30 + 10	**50 + 9✓**	**15 + 2**

CBE (Oral)

Write the biggest 2-digit number and smallest 2-digit number.

Ans. **Biggest** 2-digit number is 99

Smallest 2- digit number is 10

Delhi Public School Gandhinagar

Academic session (2026-27)

Class: I

Study Material

JUNE: 2026

Subject: Mathematics

CHAPTER-2
Addition up to 20



Concept:

- **Introduction to addition**
- **Addition on number strip**
- **Addition by counting forward**
- **Adding 1-digit and 2-digit numbers**

NOTE BOOK WORK

Ex.1 Complete the number bond.

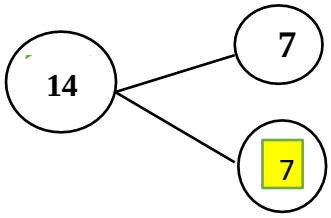

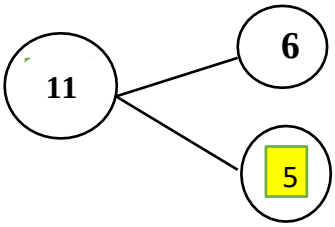

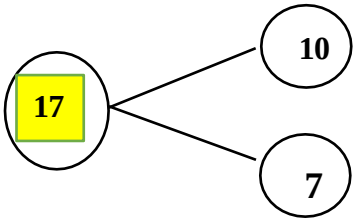

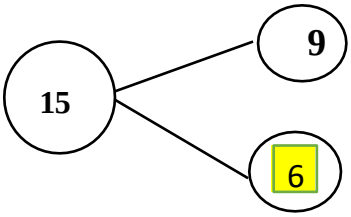

Ex. 2 Count and write.

a.		2 + 2 = 4
b.	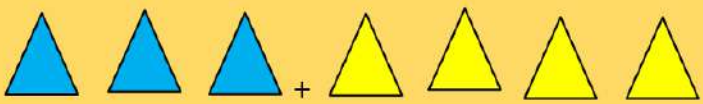	3 + 4 =7
c.		1 + 2 =3



Ex.3 Add the following.

	T	O
	1	3
+	0	3
	1	6

	T	O
	1	4
+		4
	1	8

	T	O
		9
+		0
		9

	T	O
	1	2
+	0	3
	1	5

Ex.4 Order Property (Scrap Book Activity)

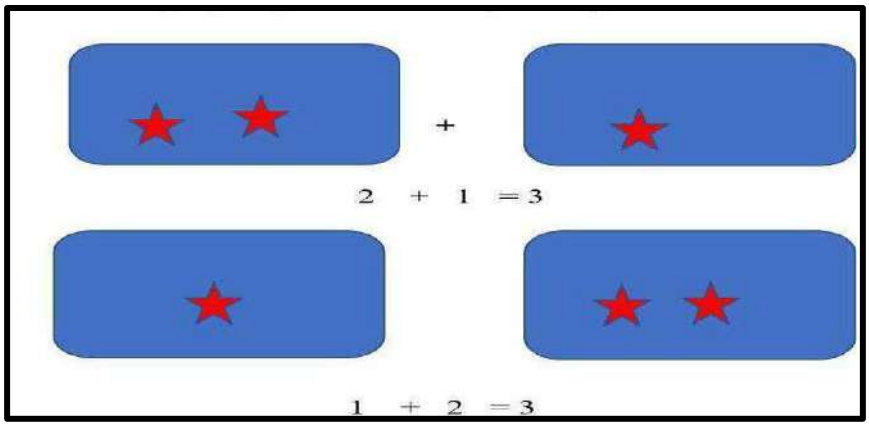

Ex.5 Zero Property (Scrap Book Activity)

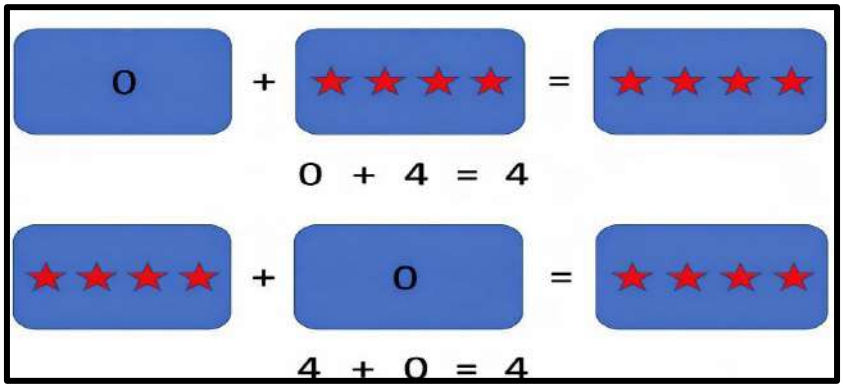

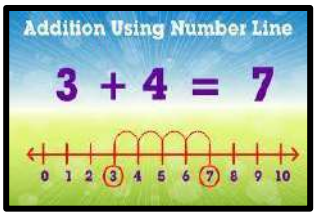

Ex.6 Solve the following on number line.

1. 3 + 3 = 6

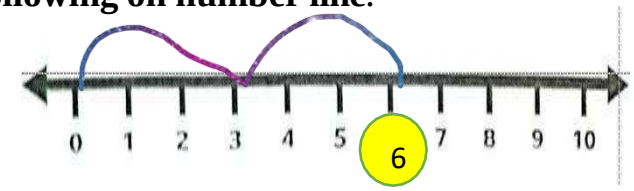

2. 5 + 4 =9



CBE (Written) :-

Look at the picture and find the number that should be placed in the box to get the answer 6?

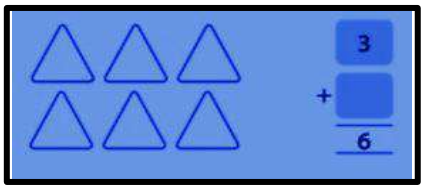

Ans.3

CBE (Observation):-

Which apple has the smallest sum?



Ans. Yellow apple

CBE (Oral):-

Count the number of text books and notebooks in your bag.

Ans. Open ended answer.

Delhi Public School, Gandhinagar

Academic Session (2026-27)

CLASS I

Subject:

Mathematics

Month:

April and May

CHAPTER - 1
Numbers up to 20

Concepts :

- Identification of digits
- Counting of 1-20
- Concept of Tens and One



Note Book Work

Ex.1 Write numbers 1-10

T	O
	1
	2
	3
	4
	5
	6
	7
	8
	9
1	0

Ex.2 Write the number names 1-10

T	O	
	1	One
	2	Two
	3	Three
	4	Four
	5	Five
	6	Six
	7	Seven
	8	Eight
	9	Nine
1	0	Ten





Ex.3 Numbers 11-20 (Tens and Ones)

T	O
1	1
1	2
1	3
1	4
1	5
1	6
1	7
1	8
1	9
2	0

1	Ten	1	One
1	Ten	2	Ones
1	Ten	3	Ones
1	Ten	4	Ones
1	Ten	5	Ones
1	Ten	6	Ones
1	Ten	7	Ones
1	Ten	8	Ones
1	Ten	9	Ones
2	Tens	0	Ones

Ex.4 Write Number Names (11-20)

T	O	
1	1	Eleven
1	2	Twelve
1	3	Thirteen
1	4	Fourteen
1	5	Fifteen
1	6	Sixteen
1	7	Seventeen
1	8	Eighteen
1	9	Nineteen
2	0	Twenty



Ex.5 Write in words: -

Classwork		
T	O	
1	5	Fifteen
	6	Six
2	0	Twenty

Practice work		
T	O	
1	4	Fourteen
	7	Seven
1	9	Nineteen

Ex.6 Write in figures: -

Classwork		
	T	O
Four		4
Eight		8
Twelve	1	2

Practice work		
	T	O
Eleven	1	1
Three		3
Sixteen	1	6

Ex.7 Write Before and After& Between Numbers: -

21	22
18	19
3	4
10	11

12	13
13	14
5	6
18	19

11	12	13
9	10	11
4	5	6
17	18	19

Ex.8 Put the sign (>), (<) and (=):-

Classwork		
15	=	15
8	>	4
17	<	18
13	>	12

Practice work		
18	<	20
7	<	10
19	=	19
6	>	1

Ex.9 Arrange the numbers in Ascending or increasing order: -

Class work				
1)	9	1	6	8
Ans.	1	6	8	9
2)	14	13	19	16
Ans.	13	14	16	19

Practice Work				
1)	14	16	11	12
Ans.	11	12	14	16
2)	5	8	3	4
Ans.	3	4	5	8

Ex.10 Arrange the numbers in Descending or decreasing order:-

Class work				
1)	19	13	16	20
Ans.	20	19	16	13
2)	4	9	8	7
Ans.	9	8	7	4

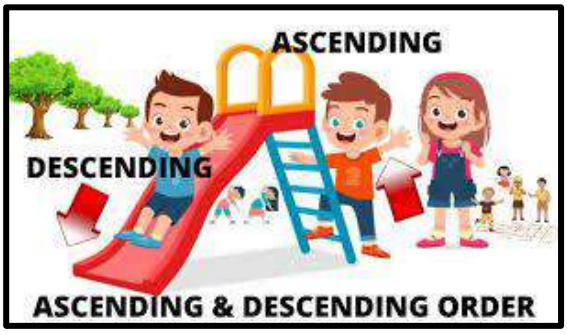

Practice Work				
1)	12	14	10	9
Ans.	14	12	10	9
2)	15	8	16	19
Ans.	19	16	15	8

CBE (Written):-

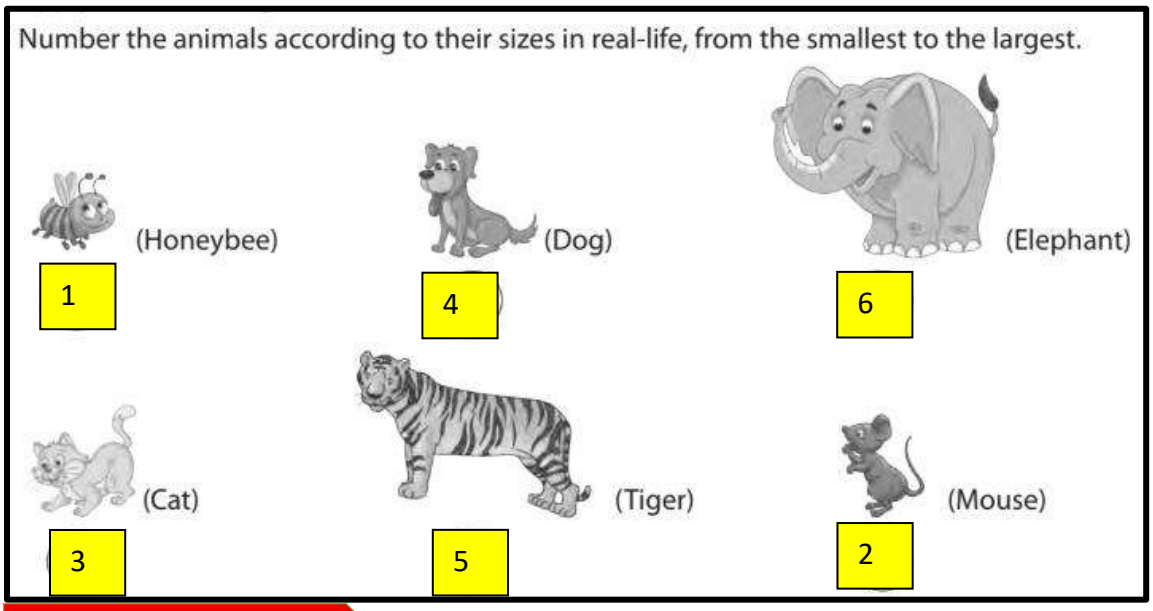

CBE (Oral):-

Q.1. "Compare your age with your cousin's age. Is your age more, less or the same?"

Ans. Open Ended Answers.

CBE (Observation):-

Who am I?

1. I am a number after 9 and before 11. **10**

2. I am greater than 14 but less than 16? 15

CHAPTER - 6

Numbers up to 100

Concepts :-

- **Number Recognition**
- **Counting Forward and Backward**
- **Number Names**
- **Place Value**
- **Before, After and Between**



NOTE BOOK WORK

Ex.1 Numbers 21-30 (Tens and Ones)

T	O
2	1
2	2
2	3
2	4
2	5
2	6
2	7
2	8
2	9
3	0

2	Tens	1	One
2	Tens	2	Ones
2	Tens	3	Ones
2	Tens	4	Ones
2	Tens	5	Ones
2	Tens	6	Ones
2	Tens	7	Ones
2	Tens	8	Ones
2	Tens	9	Ones
3	Tens	0	Ones

Ex.2 Write Number Names. (21-30)

T	O	
2	1	Twenty- one
2	2	Twenty- two
2	3	Twenty- three
2	4	Twenty-four
2	5	Twenty-five
2	6	Twenty-six
2	7	Twenty-seven
2	8	Twenty- eight
2	9	Twenty-nine
3	0	Thirty



Ex.3 Numbers 31-40 (Tens and Ones)

T	O
3	1
3	2
3	3
3	4
3	5
3	6
3	7
3	8
3	9
4	0

3	Tens	1	One
3	Tens	2	Ones
3	Tens	3	Ones
3	Tens	4	Ones
3	Tens	5	Ones
3	Tens	6	Ones
3	Tens	7	Ones
3	Tens	8	Ones
3	Tens	9	Ones
4	Tens	0	Ones

Ex.4 Write Number Names. (31-40)

T	O	
3	1	Thirty- one
3	2	Thirty- two
3	3	Thirty- three
3	4	Thirty-four
3	5	Thirty-five
3	6	Thirty-six
3	7	Thirty-seven
3	8	Thirty- eight
3	9	Thirty-nine
4	0	Forty



Ex.5 Numbers 41-50 (Tens and Ones)

T	O
4	1
4	2
4	3
4	4
4	5
4	6
4	7
4	8
4	9
5	0

4	Tens	1	One
4	Tens	2	Ones
4	Tens	3	Ones
4	Tens	4	Ones
4	Tens	5	Ones
4	Tens	6	Ones
4	Tens	7	Ones
4	Tens	8	Ones
4	Tens	9	Ones
5	Tens	0	Ones

Ex.6 Write Number Names. (41-50)

T	O	
4	1	Forty- one
4	2	Forty- two
4	3	Forty- three
4	4	Forty-four
4	5	Forty-five
4	6	Forty-six
4	7	Forty-seven
4	8	Forty- eight
4	9	Forty-nine
5	0	Fifty



Ex.7 Numbers 51-60 (Tens and Ones)

T	O
5	1
5	2
5	3
5	4
5	5
5	6
5	7
5	8
5	9
6	0

5	Tens	1	One
5	Tens	2	Ones
5	Tens	3	Ones
5	Tens	4	Ones
5	Tens	5	Ones
5	Tens	6	Ones
5	Tens	7	Ones
5	Tens	8	Ones
5	Tens	9	Ones
6	Tens	0	Ones

Ex.8 Write Number Names. (51-60)

T	O	
5	1	Fifty- one
5	2	Fifty- two
5	3	Fifty- three
5	4	Fifty-four
5	5	Fifty-five
5	6	Fifty-six
5	7	Fifty-seven
5	8	Fifty- eight
5	9	Fifty-nine
6	0	Sixty



Ex.9 Numbers 61-70 (Tens and Ones)

T	O
6	1
6	2
6	3
6	4
6	5
6	6
6	7
6	8
6	9
7	0

6	Tens	1	One
6	Tens	2	Ones
6	Tens	3	Ones
6	Tens	4	Ones
6	Tens	5	Ones
6	Tens	6	Ones
6	Tens	7	Ones
6	Tens	8	Ones
6	Tens	9	Ones
7	Tens	0	Ones

Ex.10 Write Number Names. (61-70)

T	O	
6	1	Sixty- one
6	2	Sixty- two
6	3	Sixty- three
6	4	Sixty-four
6	5	Sixty-five
6	6	Sixty-six
6	7	Sixty-seven
6	8	Sixty- eight
6	9	Sixty-nine
7	0	Seventy



Ex.11 Numbers 71-80 (Tens and Ones)

T	O
7	1
7	2
7	3
7	4
7	5
7	6
7	7
7	8
7	9
8	0

7	Tens	1	One
7	Tens	2	Ones
7	Tens	3	Ones
7	Tens	4	Ones
7	Tens	5	Ones
7	Tens	6	Ones
7	Tens	7	Ones
7	Tens	8	Ones
7	Tens	9	Ones
8	Tens	0	Ones

Ex.12 Write Number Names. (71-80)



T	O	
7	1	Seventy- one
7	2	Seventy- two
7	3	Seventy- three
7	4	Seventy-four
7	5	Seventy-five
7	6	Seventy-six
7	7	Seventy-seven
7	8	Seventy- eight
7	9	Seventy-nine
8	0	Eighty

Ex.13 Numbers 81-90 (Tens and Ones)

T	O
8	1
8	2
8	3
8	4
8	5
8	6
8	7
8	8
8	9
9	0

8	Tens	1	One
8	Tens	2	Ones
8	Tens	3	Ones
8	Tens	4	Ones
8	Tens	5	Ones
8	Tens	6	Ones
8	Tens	7	Ones
8	Tens	8	Ones
8	Tens	9	Ones
9	Tens	0	Ones

Ex.14 Write Number Names. (81-90)

T	O	
8	1	Eighty- one
8	2	Eighty- two
8	3	Eighty- three
8	4	Eighty-four
8	5	Eighty-five
8	6	Eighty-six
8	7	Eighty-seven
8	8	Eighty- eight
8	9	Eighty-nine
9	0	Ninety



Ex.15 Numbers 91-100 (Hundreds, Tens and Ones)

H	T	O
	9	1
	9	2
	9	3
	9	4
	9	5
	9	6
	9	7
	9	8
	9	9
1	0	0

9	Tens	1	One
9	Tens	2	Ones
9	Tens	3	Ones
9	Tens	4	Ones
9	Tens	5	Ones
9	Tens	6	Ones
9	Tens	7	Ones
9	Tens	8	Ones
9	Tens	9	Ones
10	Tens	0	Ones

Ex.16 Write Number Names. (91-100)

H	T	O	
	9	1	Ninety- one
	9	2	Ninety- two
	9	3	Ninety- three
	9	4	Ninety-four
	9	5	Ninety-five
	9	6	Ninety-six
	9	7	Ninety-seven
	9	8	Ninety- eight
	9	9	Ninety-nine
1	0	0	One Hundred

Ex:17 – Write Before Numbers:-

Class work	
45	46
78	79
37	38

Home work	
43	44
88	89
54	55



Ex:18 – Write After Numbers:-

Class work	
76	77
59	60
33	34

Home work	
63	64
32	33
28	29

Ex:19 – Write Between Numbers:-

Class work		
40	41	42
32	33	34
89	**90**	91

Home work		
27	28	29
78	79	80
93	**94**	95

Ex:20 – Put the sign (>), (<) and (=):-

Classwork		
43	<	63
88	>	44
39	=	39

Home work		
36	<	44
57	<	79
66	=	66

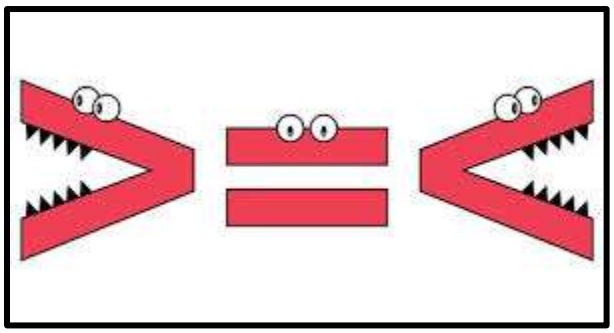

Ex:21– Arrange the numbers in Ascending or increasing order:-

Class work				
1)	35	48	76	29
Ans.	29	35	48	76
2)	71	54	21	16
Ans.	16	21	54	71
Home Work				
1)	55	45	34	27
Ans.	27	34	45	55
2)	65	48	90	46
Ans.	46	48	65	90

Ex:22 – Arrange the numbers in Descending or Decreasing order: -

Class work				
1)	54	74	26	83
Ans.	83	74	54	26
2)	63	52	32	54
Ans.	63	54	52	32

Practice Work				
1)	52	40	36	91
Ans.	91	52	40	36
2)	45	98	75	82
Ans.	98	82	75	45

CBE (Written):-

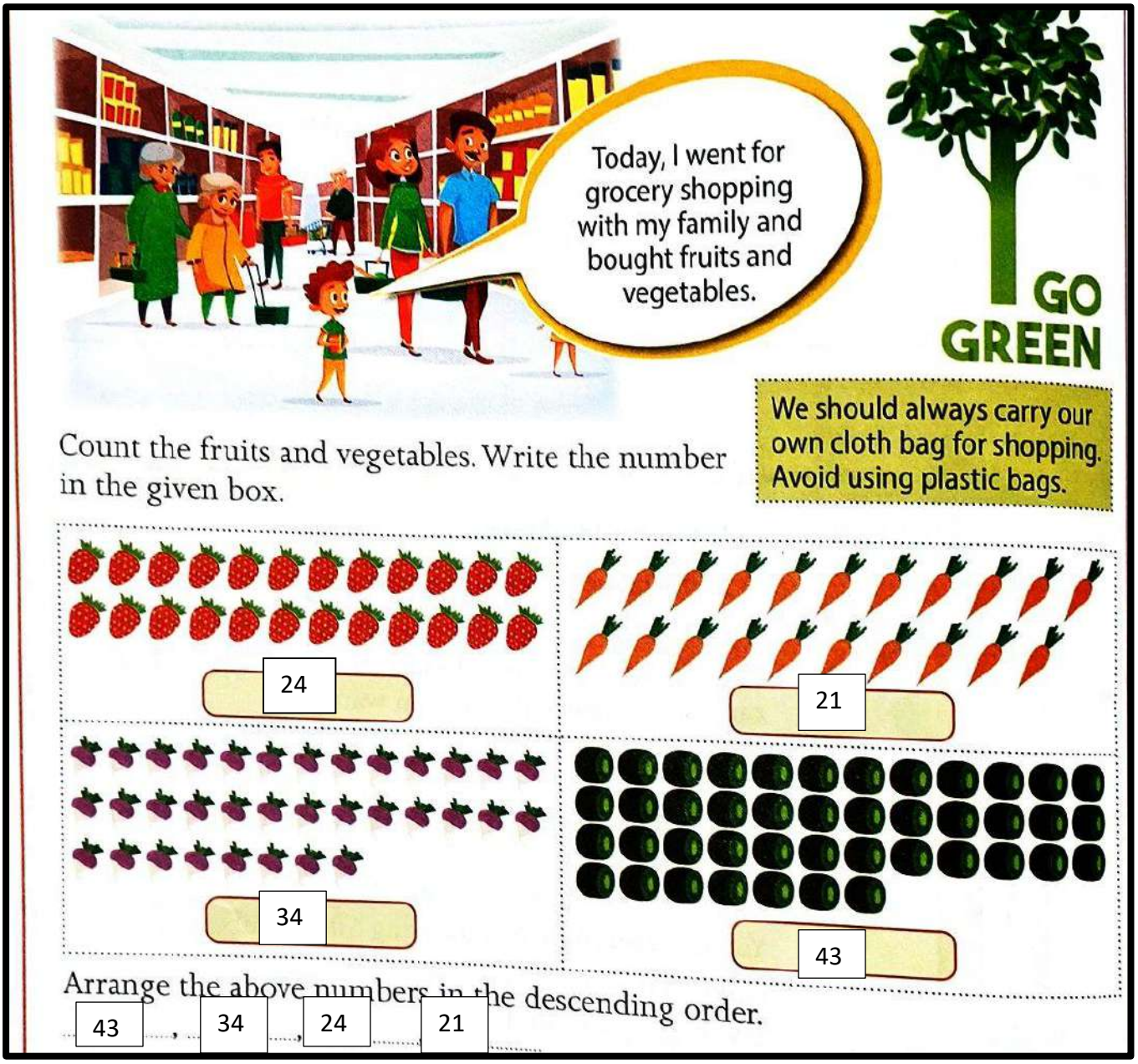

CBE (Oral):-

Q. Which is the smallest two-digit number?

Ans. 10

CBE (Observation):-

Match the following.

Column A	Column B
1. 	(a) Seventy
2. 	(b) Ninety-two
3. 	(c) Twenty-four
4. 	(d) Thirty-seven

ANSWER: 1 C, 2D, 3A, 4B



CHAPTER - 4

ODD ONE OUT (Thinking SKILLS)



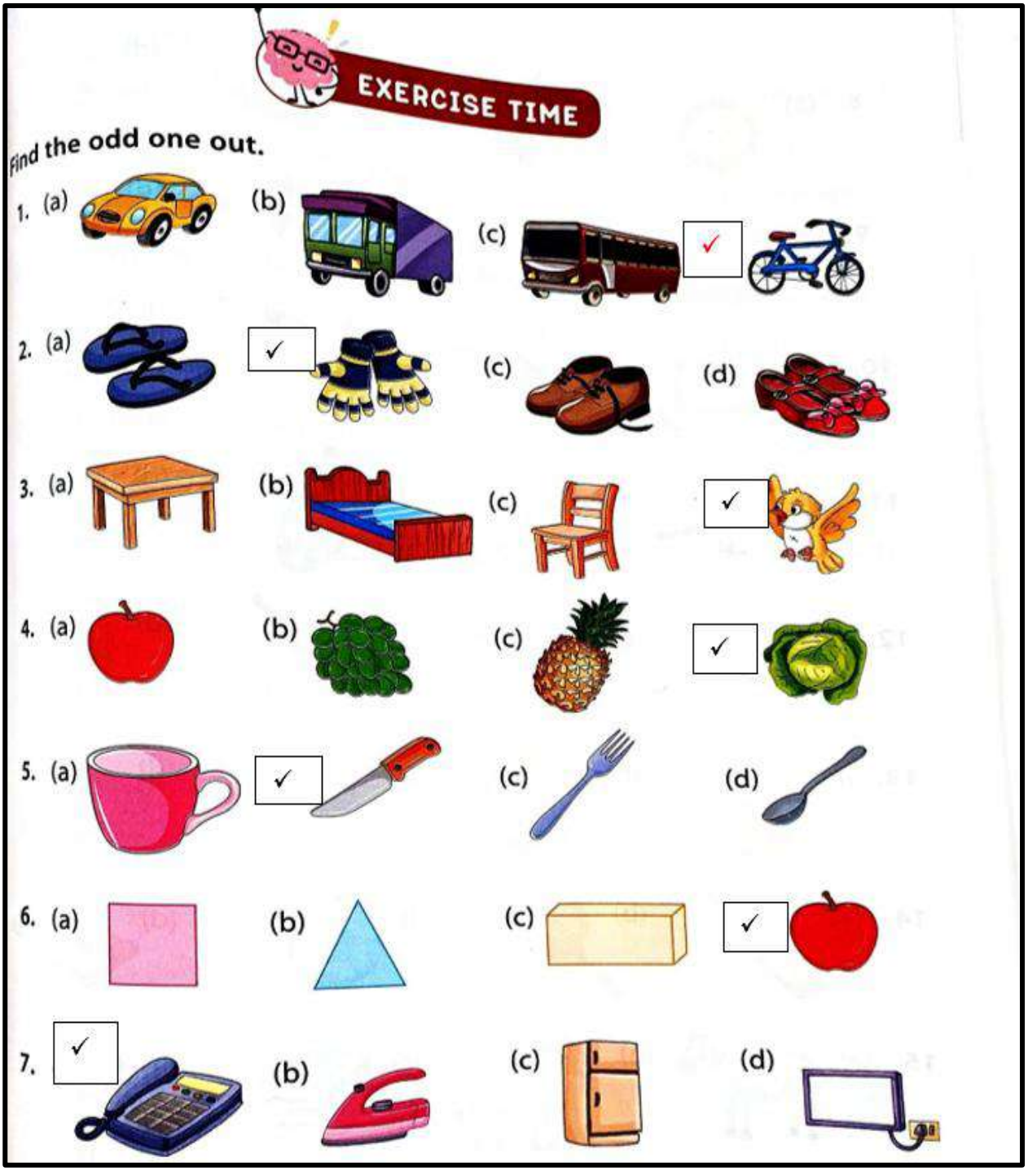



16.	(a) Monday	(b) Tuesday	✓ Year	(d) Wednesday
17.	✓ Bed	(b) Happy	(c) Sorrow	(d) Joy
18.	(a) Apple	(b) Banana	✓ Cake	(d) Orange
19.	(a) Notebook	(b) Pencil	(c) Sharpener	✓ Ball
20.	(a) Winter	✓ February	(c) Summer	(d) Autumn
21.	✓ Ship	(b) Car	(c) Bus	(d) Train
22.	(a) Peacock	(b) Cat	(c) Squirrel	✓ Table
23.	(a) Heat	(b) Fire	✓ Ice cream	(d) Sun
24.	✓ Happy	(b) Pen	(c) Eraser	(d) Sharpener
25.	(a) Ears	(b) Eyes	(c) Nose	✓ Stomach

CHAPTER - 6

ANALOGY

EXERCISE TIME

There is a relation between objects, letters, words or numbers on either side of ::. Replace the question marks '?' with the correct option.

1.  :  ::  : ?

(a)  (b)  (c)  (d) 

2.  :  ::  : ?

(a)  (b)  (c)  (d) 

3.  :  ::  : ?

(a)  (b)  (c)  (d) 

4.  :  ::  : ?

(a)  (b)  (c)  (d) 

62

5.  :  ::  : ?

(a)  (b)  (c)  (d) 

6.  :  ::  : ?

(a)  (b)  (c)  (d) 

7.  :  ::  : ?

(a)  (b)  (c)  (d) 

8.  :  ::  : ?

(a)  (b)  (c)  (d) 

9. **A : AAA : : Z : ?**

(a) AA (b) ZZ (c) ZZZ (d) AAA

10. **1 : 3 : : 5 : ?**

(a) 7 (b) 6 (c) 4 (d) 10

11. **7 : 4 : : 9 : ?**

(a) 6 (b) 8 (c) 7 (d) 10

12. **69 : 96 : : 17 : ?**

(a) 69 (b) 96 (c) 71 (d) 17

13. **One : 1 : : Eight : ?**

(a) 6 (b) 8 (c) 4 (d) 10

14. **5 : Five : : 9 : ?**

(a) Nine (b) Four (c) Two (d) Three

15. **A : 1 : : C : ?**

(a) 1 (b) 4 (c) 2 (d) 3

16. **1234 : 4321 : : ABCD : ?**

(a) 4321 (b) DCBA (c) EFGH (d) BCAD

17. **P : ꟼ : : F : ?**

(a) F (b) ꟻ (c) ꟻ (d) ⅁

18.  : : : ?

(a)  (b)  (c)  (d) 

19. 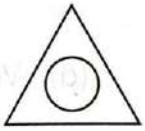 :  :: 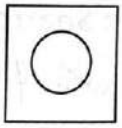 : ?

(a)  (b) 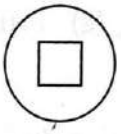 (c) 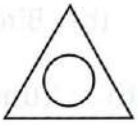 (d) 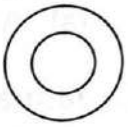

20.  : 5 ::  : ?

(a) 1 (b) 4 (c) 5 (d) 3

21.  :  ::  : ?

(a)  (b) 

(c)  (d) 

22.  :  ::  : ?

(a)  (b)  (c)  (d) 

23. **Rose : Flower : : Sparrow : ?**
(a) Animal (b) Bird (c) Fruit (d) Vegetable

24. **Desk : Furniture : : Grapes : ?**
(a) Animals (b) Birds (c) Fruits (d) Vegetables

25. **January : Month : : Sunday : ?**
(a) Animal (b) Monday (c) Day (d) Vegetable

26. **Nose : Smell : : Skin : ?**
(a) Walk (b) See (c) Work (d) Touch

27. **Sky : Blue : : Grass : ?**
(a) Tree (b) Blue (c) Green (d) White

28. **Movie : Watch : : Song : ?**
(a) Listen (b) See (c) Touch (d) Smell

