



Delhi Public School, Gandhinagar

Academic Session (2025-26)

CLASS I

Done by-Raavi Talreja

Subject:

Mathematics

Month

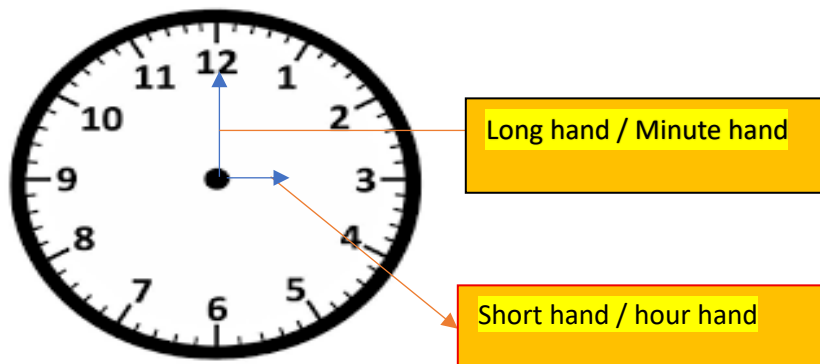
January

LESSON – 10 - Time

Concepts

- Understanding daily routines (morning, afternoon, night)
- Learning to tell time (short hour hand, long minute hand)
- Days in a week
- Months of the year

NOTE BOOK WORK



Ex: 1 – Fill in the blanks:

1. The face of the clock is called dial.
2. The long hand in a clock is the minute hand.
3. The short hand in a clock is an hour hand.



Ex: 2 – Draw clocks and write time in two ways:



5:00

5 O'clock



2:00

2 O'clock



7:00

7 O'clock

Ex: 3 – Write Days of the Week:

Days of the week

Sunday

Monday

Tuesday

Wednesday

Thursday

Friday

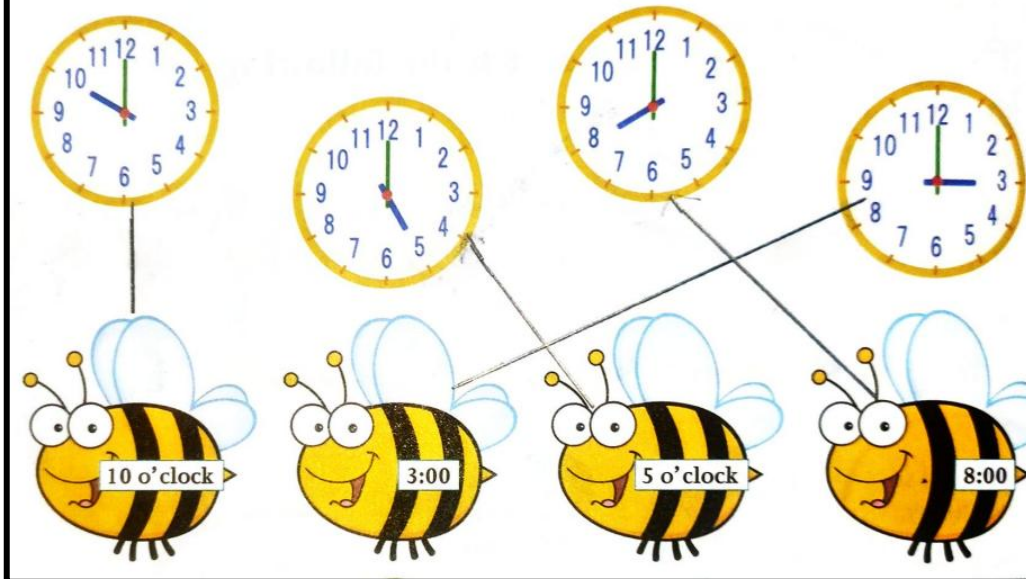
Saturday

Ex: 4 – Write Months of the Year:

MONTHS	DAYS
January	31
February	28 or 29
March	31
April	30
May	31
June	30
July	31
August	31
September	30
October	31
November	30
December	31
Total	365 days
Leap Year	366 days

CBE (Written):

Every bee goes to collect honey from the flowers at a set time. Match the bee to its time shown on the clocks.



CBE (Observation):


Fill in the blanks: -

1. There are seven days in a week.
2. There are 365 days in a year.
3. July comes after June.
4. April comes between March and May.
5. December is the last month of the year.

CBE (Oral)

Who am I?

1. I come just after Sunday. **Monday**
2. I come between Tuesday and Thursday. **Wednesday**
3. I come between Friday and Sunday. **Saturday**



Write Table of 10

1	0	×		1	=		1	0
1	0	×		2	=		2	0
1	0	×		3	=		3	0
1	0	×		4	=		4	0
1	0	×		5	=		5	0
1	0	×		6	=		6	0
1	0	×		7	=		7	0
1	0	×		8	=		8	0
1	0	×		9	=		9	0
1	0	×	1	0	=	1	0	0





Delhi Public School, Gandhinagar

Academic Session (2025-26)

CLASS I

Done by-Raavi Talreja

Subject:

Mathematics

Month

December

Lesson: 11:- MONEY

Concepts



- Identifying Indian currency notes and coins
- Counting Money
- Exchanging Money

NOTE BOOK WORK

Ex: 1 – Write the total amount of money:



1.  +  = ₹ 12













2.  +  = ₹ 21

3.  +  = ₹ 60

4.  +  = ₹ 25


5.  +  = ₹ 30

Ex: 2 – Tick the correct amount of money:

1.  ₹50	   <input checked="" type="checkbox"/>
2.  ₹40	   <input checked="" type="checkbox"/> <input checked="" type="checkbox"/>
3.  ₹70	   <input checked="" type="checkbox"/> <input checked="" type="checkbox"/>

CBE (Written):

Eco-maths Explorers






Sustainable Development Goals

Grow your own food




Rony's class adopted best farming practices. They planted tomatoes, coriander and parents-teacher meeting.

The prices of vegetables are:




 ₹ 20
  ₹ 10
  ₹ 40

Help visitors buy things with the money they have by ticking the correct box of the item that they can buy.

1. One visitor, Ria has ₹ 15.


 ☒


2. Another visitor, Ram has ₹ 50.


 ☒
 ☒

CBE (Observation):

Myrah is going to meet her cousins. She wants to buy some gifts of equal amount for both her cousins. Help her to divide the money equally.



Ans. She will spend **₹ 108** for each gift

CBE (Oral):

Guess the answer:

- Jiyan has a note of ₹ 200. The colour of his note is orange. If he buys crayons for ₹ 100 then he will be left with ₹ 100



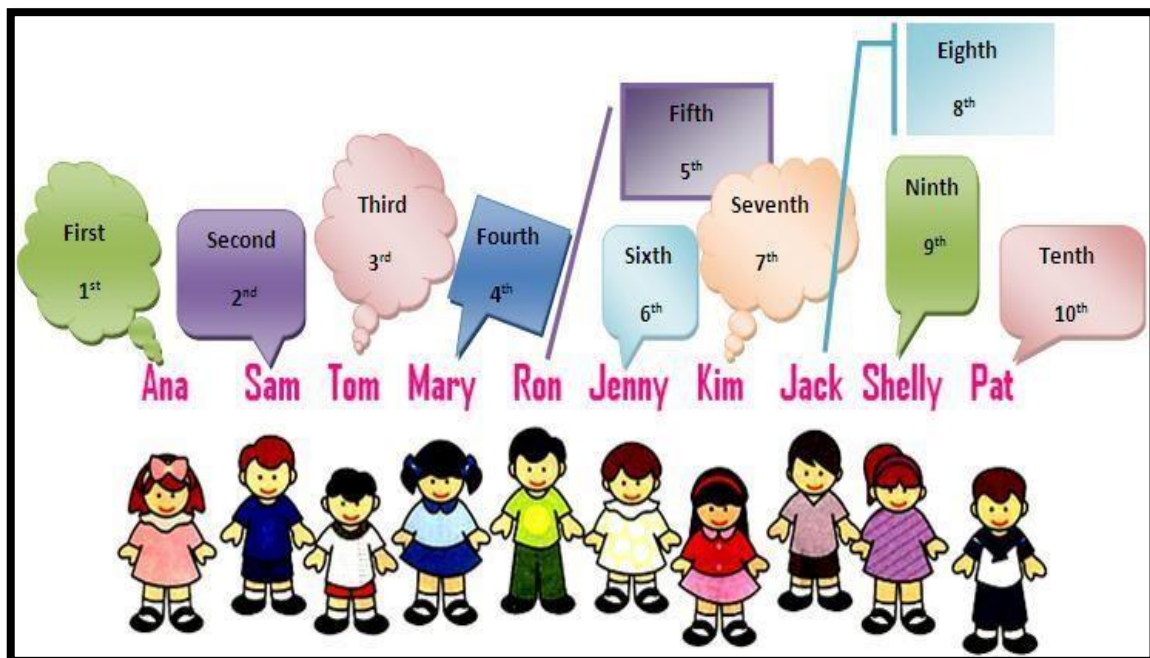
ORDINAL NUMBERS (NOTEBOOK WORK)

The numbers that tell us the position of something in a list are called an ordinal numbers. Eg. 1st, 2nd, 3rd, etc.

CARDINAL NUMBERS

The numbers that are used for counting something are called cardinal numbers. Eg. 1,2,3 etc.

Cardinal Number	Ordinal Number	Short Form
1	First	1 st
2	Second	2 nd
3	Third	3 rd
4	Fourth	4 th
5	Fifth	5 th
6	Sixth	6 th
7	Seventh	7 th
8	Eighth	8 th
9	Ninth	9 th
10	Tenth	10 th



CHAPTER-7

Ranking Test (Thinking Skills)



EXERCISE TIME

1. The fourth flower from the left is _____.



- (a) V (b) W (c) ☒ S (d) Q

2. The third umbrella from the left is _____.




- (a) V (b) ☒ R (c) S (d) Q

3. The fifth ladybug from the right is _____.



- (a) T (b) R (c) S (d) ☒ Q



4. The second car from the right is _____.



- (a) M (b) O (c) ☒ P (d) N

5. Look at the pictures and answer the questions that follow.

Left



Right

(a) Which animal comes just after peacock?

☒ (i) Elephant

(ii) Lion

(iii) Parrot

(iv) Sparrow

(b) Which animal comes just before sparrow?

☒ (i) Elephant

(ii) Lion

(iii) Parrot

(iv) Peacock

(c) Which bird comes just before lion?

(i) Elephant

(ii) Peacock

(iii) Parrot

☒ (iv) Sparrow

(d) Which bird comes just after parrot?

(i) Elephant

☒ (ii) Peacock

(iii) Lion

(iv) Sparrow

(e) Peacock is just between _____ and _____.

(i) elephant, lion

(ii) lion, parrot

☒ (iii) parrot, elephant

(iv) sparrow, elephant

6. Pinky is standing at the eighth position in a queue starting from both the sides. How many children are there in the queue?


(a) Sixteen

(b) Eight

☒ (c) Fifteen


(d) Fourteen

7. Look at the given picture carefully and answer the questions that follow.



- (a) Who is at the second position?
 (i) Aastha ☒ (ii) Ali (iii) Rohan (iv) Siddhie
- (b) Who is at the first position?
 (i) Ali (ii) Pankaj ☒ (iii) Tony (iv) Siddhie
- (c) Who is at the fifth position?
 (i) Siddhie (ii) Rohan ☒ (iii) Aastha (iv) Pankaj
- (d) Who is at the last position?
 (i) Ali (ii) Aastha (iii) Siddhie ☒ (iv) Pankaj
- (e) Who is at the third position?
 (i) Rohan (ii) Aastha ☒ (iii) Siddhie (iv) Ali
- (f) Who comes after Rohan but before Pankaj?
 (i) Siddhie ☒ (ii) Aastha (iii) Tony (iv) Ali
- (g) Who comes before Siddhie but after Tony?
 (i) Rohan (ii) Aastha ☒ (iii) Ali (iv) Pankaj

8. Look at the given picture carefully and answer the questions that follow.



Jeetu Rekha Raju Veena Yusuf Gaura Pinku Siddhu Pari

- (a) Who is at the third position from the right?
 (i) Raju (ii) ☒ Pinku (iii) Siddhu (iv) Gaura
- (b) Whose position remains the same from both the ends?
 (i) Veena (ii) Gaura (iii) ☒ Yusuf (iv) Siddhu
- (c) Who is at the fourth position from the left?
 (i) ☒ Veena (ii) Gaura (iii) Raju (iv) Pinku
- (d) Who is at the ninth position from the left?
 (i) Siddhu (ii) Jeetu (iii) ☒ Pari (iv) Rekha



Delhi Public School, Gandhinagar

Academic Session (2025-26)

CLASS I

Done by-Raavi Talreja

Subject:

Mathematics

Month

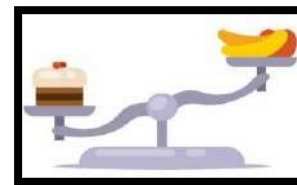
November

CHAPTER – 9

MEASUREMENT

Concepts

- Introduction to length, weight and capacity
- Non – standard units of length and capacity



NOTE BOOK WORK

Ex.1 Fill in the blanks.

1. A pumpkin is heavier (heavier / lighter) than a tomato.
2. A glass holds less (more/ less) water than a jug.
3. A giraffe has a long (long / short) neck than a dog.
4. A feather is lighter (heavier/ lighter) than a cat.
5. A bucket holds more (more/ less) water than a bottle.



Ex.2 Underline the correct answer.

1. A bus is (longer / shorter) than a car.
2. A chalk is (smaller / bigger) than a blackboard.
3. A mug holds (more / less) water than a glass.
4. An elephant is (heavier / lighter) than a rabbit.
5. A lemon is (lighter / heavier) than a watermelon.



CBE (Written):


Q. Who am I?

1. I am very light and I am your hair's best friend. Hairpin
2. I am not too heavy. I am sweet in taste. I am the king of the fruits. Mango

CBE (Oral):

Save Water!

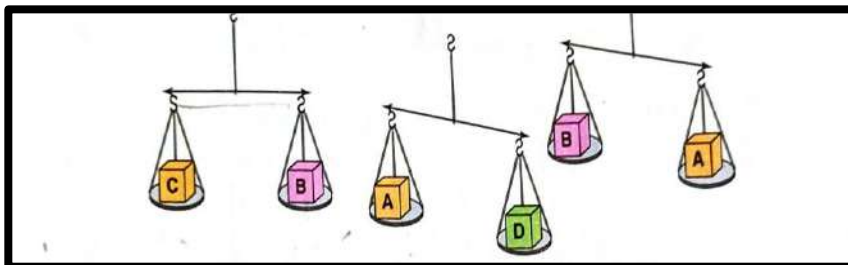
Maya and her family wanted to conserve water. After discussing with the gardener, they decided to use 2 mugs of water for each plant. What container should the gardener use to pour 2 mugs of water to each of the 10 plants? Circle the correct container and cross out the incorrect ones.



Ans. The gardener will use a bucket to water the plants.

CBE (Observation):

Q. Look at the weighing scale given below and fill in the blanks with the correct options.



1. Box A is heavier than Box B
2. Box D is lighter than Box A
3. Box C weighs the same as Box B

CHAPTER – 12

DATA HANDLING






Concepts

- Learn to gather information from different sources
- Learn to record the data



NOTE BOOK WORK

Q.1 Look at the different fruits given below and answer the following questions.

Name of the fruit	Number of fruits
1.Apple	   
2. Orange	    
3. Strawberry	 
4. Banana	 

a. How many apples can you see?

Ans. 4 apples





b. Which fruits are same in number?

Ans. Strawberry and Banana

c. How many fruits are there in total?

Ans. 13

Q. 2 Look at the different shapes and answer the following questions.

Name of the shape	Number of shapes
1. Square	
2. Circle	
3. Triangle	
4. Rectangle	

a. How many circles are there?

Ans. 5 circles

b. How many triangles are more than squares?

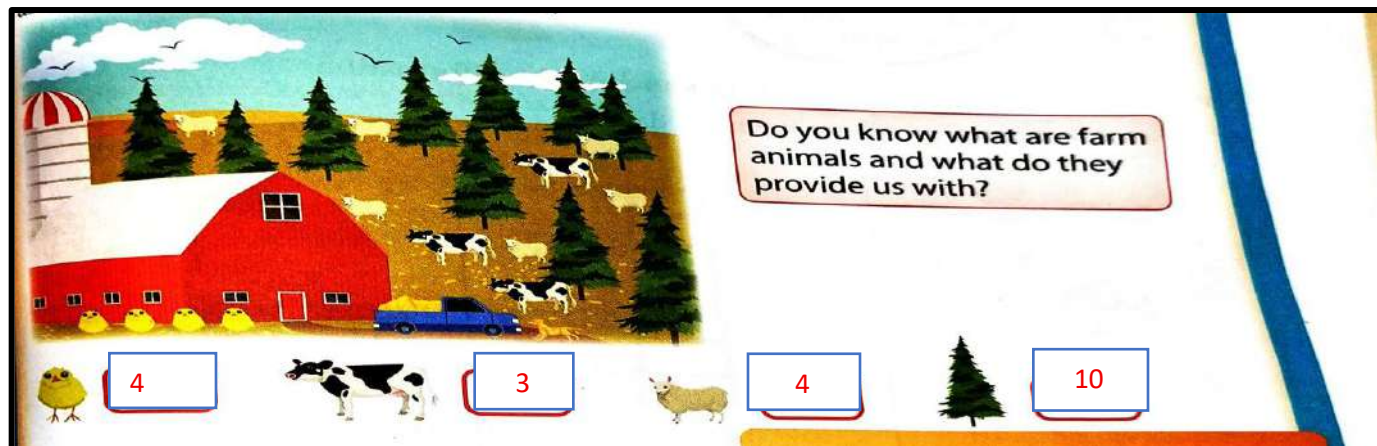
Ans. $4 - 3 = 1$

c. Which shape is less in number?

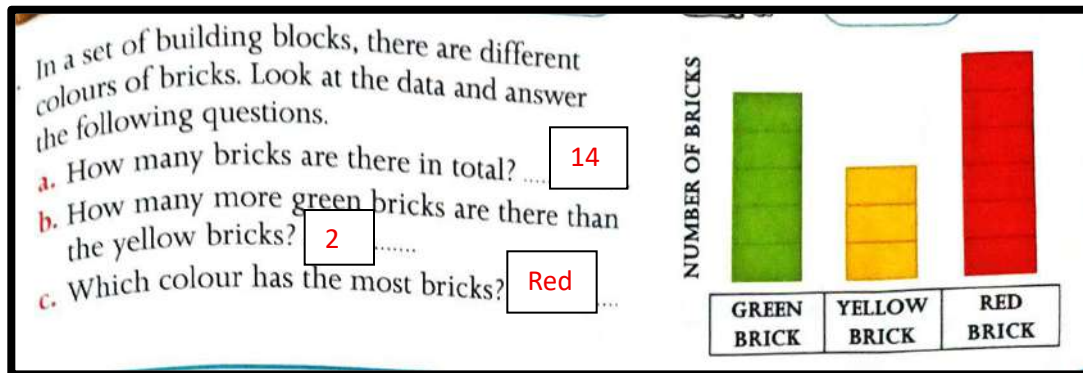
Ans. Rectangle

CBE (Written):

Q. Ria went to a farm. She enjoyed watching farm animals and trees there. Count and find how many of each she saw.



CBE (Observation):



CBE (Oral):

- Count the number of boys and girls in your class.



CHAPTER-2

MEASURING UNITS (Thinking Skill)



EXERCISE TIME

1. Which of the following birds is taller?



Ostrich



(b) Duck




2. Which of the following animals is shorter?

(a) Camel



Cow



3. Arrange the following birds from the tallest to the shortest. Select the correct option.

(i)



(ii)



(iii)



(a) (i), (ii), (iii)

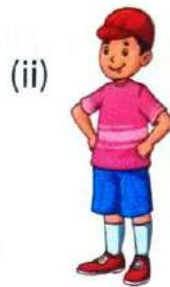
(b) (iii), (ii), (i)



(c) (i), (iii), (ii)



(d) (ii), (iii), (i)

4. Arrange the given people from the shortest to the tallest. Select the correct option.

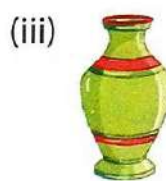
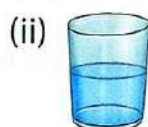


- (a) (i), (ii), (iii) (b) (iii), (ii), (i) (c) (i), (iii), (ii) ☒ (ii), (iii), (i)

5. Which of the following ropes is the longest?



6. Find the tallest and the shortest objects.




- (a) (iii), (ii) (b) (ii), (iii) (c) (iii), (i) ☒ (i), (iv)

7. The spoon is as long as _____ blocks.



- (a) 8 (b) 7 (c) 6 ☒ 9

8. Figure B is shorter than figure A by _____ units.

Figure A 


(Each  = 1 unit)

Figure B 

☒ 3

(b) 2


(c) 5


(d) 4

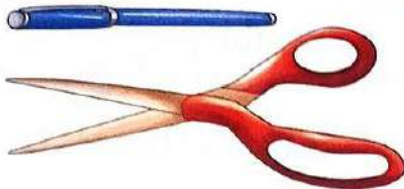
9. Which of the following vehicles is the longest?



10. A pen is shorter than a pair of scissors by _____ units.



(Each  = 1 unit)



(a) 4

(b) 2

☒ 3

(d) 5

11. Which of the following animals has longer legs?



12. Which of the given parts shows the maximum amount of money?




13. Which of the following children has more weight?

(a) Siddhu

☒ Aditi



14. Which of the three is the lightest?



15. Which of the two is heavier?



16. Which of the two is lighter?



17. What is the total amount of money that you will get on adding the amounts mentioned on the given notes?



(a) ₹ 20

(b) ₹ 15

(c) ₹ 12

☒ (d) ₹ 17

18. What is the total amount of money that you will get on adding the amounts mentioned on the given coin and notes?



- (a) ₹ 25 (b) ₹ 16 ☒ ₹ 14 (d) ₹ 12
19. 2 rupees = _____ paise
- (a) 100 ☒ 200 (c) 300 (d) 500
20. 3 years have _____ months
- (a) 24 (b) 12 (c) 48 ☒ 36
21. 3 weeks have _____ days
- (a) 24 ☒ 21 (c) 48 (d) 36
22. If today is Sunday, then yesterday was _____.
- (a) Monday (b) Tuesday ☒ Saturday (d) Sunday
23. If yesterday was Wednesday, then tomorrow will be _____.
- (a) Tuesday ☒ Friday (c) Thursday (d) Monday
24. 2 hours have _____ minutes.
- (a) 60 (b) 70 (c) 100 ☒ 120



Delhi Public School, Gandhinagar
Academic Session (2025-26)

CLASS I

Done by-Raavi Talreja

Subject:

Mathematics

Month

October

Delhi Public School, Gandhinagar

Maths Sample Work(2025-26)

Session 2025-26

CHAPTER – 4

SHAPES

Concepts :-

- Learn about plain shapes
- Understand the difference between straight and curved lines



NOTE BOOK WORK

Ex: 1 – Write properties of Plane Shapes (2– D Shapes)

A. Square

1. This is a square.
2. It has 4 sides and 4 corners.
3. All the sides are equal




B. Rectangle

1. This is a rectangle.
2. It has 4 sides and 4 corners.
3. Opposite sides are equal.




C. Triangle

1. This is a triangle.
2. It has 3 sides and 3 corners.



D. Circle

1. This is a circle.
2. It has no corners and no sides.




CBE (Written): -

1. How many circles and triangles can you see here?

Ans. Circle – 1

Triangles- 10



2. How many sides are there in a triangle and rectangle altogether?

Ans. Triangle = 3 sides

Rectangle = 4 sides

Total sides = 7 sides

CBE (Oral): -

1. What is the shape of a coin?






Ans. Circle

2. Name some objects having similar shapes in your surroundings.

Ans. Open ended answers

CBE (Observation): -

Q. Look at the objects and name the shape.

Objects	Name of the shape
	Sphere
	Cube
	Cylinder
	Cone
	Cuboid


CHAPTER – 5

PATTERNS

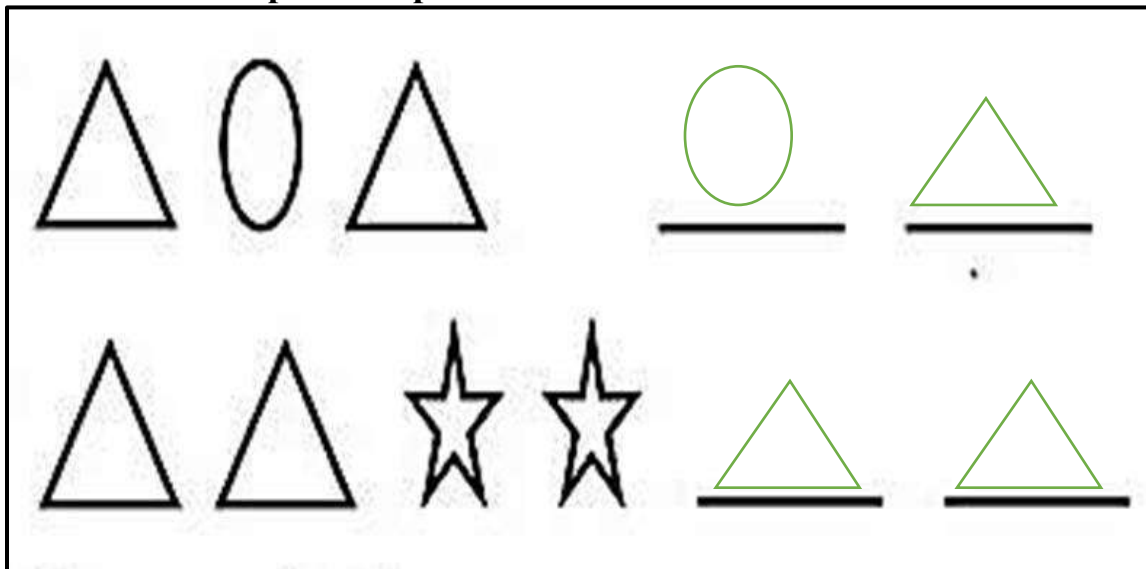
Concepts :-

- Learn the different patterns
- Learn to recognize and create pattern

NOTE BOOK WORK



Ex: 1 – Complete the patterns



Ex. 2 Complete the number pattern













2, 4, 6, 8, 10, 12

5, 10, 15, 20, 25, 30

10, 20, 30, 40, 50, 60

CBE (Written): -

Q. Observe the pattern and write whether they are increasing or decreasing pattern.

a.				INCREASING
b.				DECREASING
c.				INCREASING
d.				DECREASING

CBE (Observation): -

Q. Anna loves to wear colourful clothes to her school in affixed pattern of colours as shown below. Write the colour of t-shirts she will wear on Friday

 Monday Yellow	 Tuesday Red	 Wednesday Blue	Thursday Yellow again
---	---	--	-----------------------

Write the colour of t-shirt she will wear on Friday

Ans. Friday Red and Saturday Blue

CBE (Oral): -

Q. Write the names of animals who have pattern on their body.

Ans. Zebra, Tiger, Cheetah and Giraffe





































CHAPTER - 1


Patterns (Thinking Skills)



EXERCISE TIME

Find the missing letter/number/figure/object.

1.      
(a) J (b) L ☒ P (d) K
2.      
(a) H ☒ I (c) J (d) L
3.      
(a) S ☒ O (c) P (d) M
4.      
☒ I (b) O (c) H (d) P
5.      
(a) T (b) M (c) O ☒ P
6.      
☒ A (b) D (c) B (d) L



(a) P

(b) T

(c) Q

☒ R



☒ 3

(b) 1

(c) 2

(d) 7



☒ 25

(b) 16

(c) 13

(d) 19



(a) 13

(b) 14

☒ 15

(d) 12



(a) 40

(b) 31

☒ 34

(d) 38




(a) 25


☒ 30

(c) 45


(d) 60

13. 

(a) 17 ☒ 18 (c) 19 (d) 20

14. 

(a) 2 ☒ 4 (c) 3 (d) 5

15. 

(a) 17 (b) 18
☒ 20 (d) 22

16.

	?		


(a) ☒ (b) (d)

17.

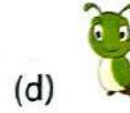

					?
--	--	--	--	--	---

(a) (b) ☒ (d)

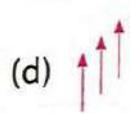
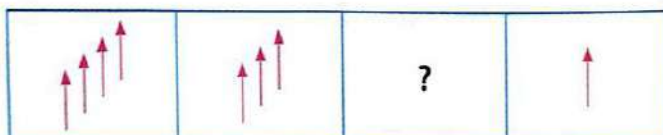
18.




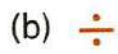
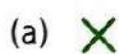
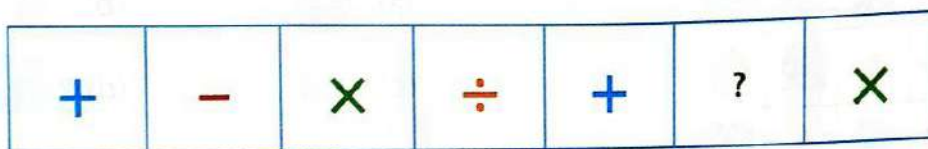
19.



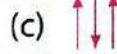
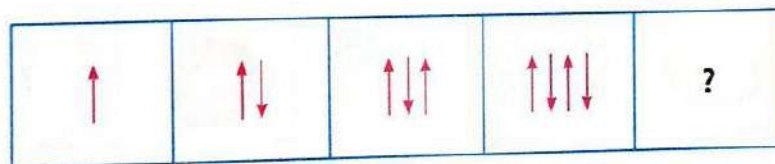
20.



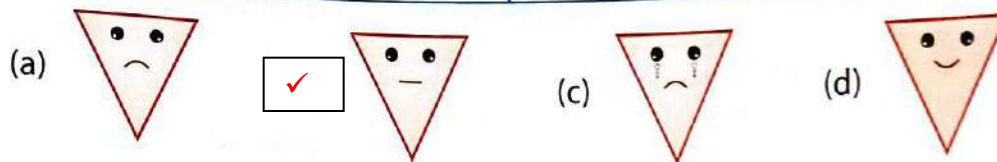
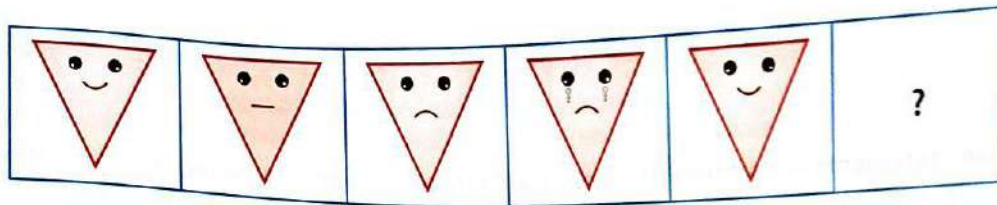
21.




22.



23.

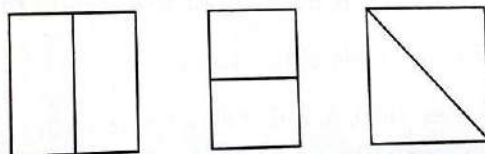


24.



BRAIN BOOSTER

Let's make TEN using these three figures. We need to erase only six lines in these three figures to make it TEN.



CHAPTER - 3

Geometrical Shapes (Thinking Skills)



EXERCISE TIME

1. Choose the correct name of each shape from the given options.



(i) Circle

(ii) Triangle

(iii) Square



Rectangle




(i) Circle

(ii) Rectangle



Square

(iv) Triangle



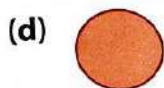
(i) Square



Triangle

(iii) Circle

(iv) Rectangle



Circle

(ii) Rectangle

(iii) Square

(iv) Triangle



(i) Square




Oval

(iii) Circle

(iv) Rectangle


2. Name the given shapes.



CIRCLE



RECTANGLE




TRIANGLE



OVAL

3. Look at the given picture carefully and answer the questions that follow.



(a) What is the shape of the face in the picture?

- ☒ Circle (ii) Oval (iii) Square (iv) Rectangle

(b) Which two shapes make the hat?

- (i) Circle and rectangle (ii) Oval and square
(iii) Triangle and rectangle ☒ Rectangle and square

(c) What is the shape of the neck?

- (i) Circle (ii) Oval (iii) Square ☒ Rectangle

(d) What is the shape of the arms?

- (i) Square ☒ Rectangle (iii) Circle (iv) Oval

(e) What is the shape of the stomach?

- (i) Circle (ii) Oval ☒ Triangle (iv) Rectangle

(f) What is the shape of the legs?

(i) Circle

(ii) Oval

(iii) Square



Rectangle

4. Which of the following shapes has no corners?



(b)



(c)



(d)




5. Which shape has the maximum number of sides?


(a)




(b)



(d)




6. Draw and colour 2 triangles, 1 circle and 2 squares.



7. Draw and colour 2 more squares by rotating the given square.



8. Look at the given figure. It is a combination of _____ and _____



(a) square, triangle

(c) square, rectangle




rectangle, triangle




(d) circle, triangle

9. Look at the figure given below. It has _____

- (a) 2 triangles and 2 rectangles
- (b) 1 triangle and 2 rectangles
- ☒ (c) 2 triangles and 1 rectangle
- (d) 2 triangles and 1 square



10. Look at the given pictures and answer the questions that follow.



(a) What is the total number of circles in the given pictures?

- (i) 1 (ii) 2 ☒ (iii) 3 (iv) 5

(b) What is the total number of triangles in the given pictures?

- (i) 17 (ii) 16 ☒ 15 (iv) 14





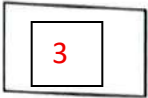













(c) What is the total number of squares in the given pictures?

- ☒ 2 (ii) 8 (iii) 10 (iv) 12

(d) What is the total number of rectangles in the given pictures?

- (i) 1 ☒ 4 (iii) 3 (iv) 2

11. Write the number of sides and corners for each figure.

Figure	Number of Sides	Number of Corners
(a) 		
(b) 		
(c) 		
(d) 		
(e) 		
(f) 		

12. Which of the following figures can roll?



(b)



(c)



(d)



13. Which of the following things can both roll and slide?

(a)



(c)




(d)



BRAIN BOOSTER

Look at the given figure. You need to move 3 lines in different ways to make 3 equal squares.





Delhi Public School, Gandhinagar
Academic Session (2025-26)

CLASS I

Done by-Raavi Talreja

Subject:

Mathematics

Month:

August

Delhi Public School, Gandhinagar

Maths Sample Work

Session 2025-26

CHAPTER – 7


Addition and Subtraction up to 99

Concepts:-

- Add and subtract 2-digit and 1- digit number
- Add and subtract numbers using number line
- Solve addition and subtraction story sums

NOTE BOOK WORK

Ex: 1– Add the following



	T	O
	2	2
+	3	4
	5	6

	T	O
	3	3
+	3	5
	6	8

	T	O
	3	4
+	0	5
	3	9

	T	O
	4	8
+	4	0
	8	8

Practice work:

	T	O
	5	3
+	3	4
	8	7

	T	O
	1	2
+	6	0
	7	2

Ex.2: Story sums

1. In a class, there are 10 boys and 11 girls. How many students are there in all?

Solution:	T	O
Number of boys	1	0
Number of girls	+	1
Total	2	1
Ans: There are <u>21 students</u> in all.		



2. There are 12 red beads and 12 green beads in a box. How many beads are there in all?

Solution:		T	O
Number of red beads		1	2
Number of green beads	+	1	2
Total		2	4
Ans: There are <u>24 beads</u> in all.			

Ex: 3– Subtract the following

	T	O
	2	9
-	2	4
	0	5

	T	O
	9	8
-	7	5
	2	3

	T	O
	6	6
-	3	4
	3	2

	T	O
	7	5
-	3	0
	4	5

Practice work:

	T	O
	6	9
-	5	9
	1	0

	T	O
	5	7
-	3	1
	2	6

Ex: 4– Story Sums

1. There were 35 birds sitting on a tree. 12 birds flew away. How many birds are left on the tree?





Solution:	T	O
Number of birds	3	5
Number of birds flew away	- 1	2
left	2	3
Ans: <u>23 birds</u> are left on the tree.		

2. There are 68 eggs in a basket. 27 eggs broke. How many eggs are left in the basket?

Solution:	T	O
Number of eggs	6	8
Number of eggs broke	- 2	7
left	4	1
Ans: <u>41 birds</u> are left on the tree.		

CBE (Written):-

Read the instructions and add the numbers.

- $50 + 4 = \dots$ **54**
Start from 50 and move forward 4 steps.

- $87 + 2 = \dots$ **89**
Start from 87 and move forward 2 steps.

- $70 + 5 = \dots$ **75**
Draw arrows from 70 and move forward 5 steps.

- $38 + 4 = \dots$ **42**
Draw arrows from 38 and move forward 4 steps.


CBE (Oral): -

Q. Find the difference between the biggest 2-digit number and smallest 2-digit number.

Ans. **Biggest** 2-digit number is **99**

Smallest 2- digit number is **10**

Difference is $99 - 10 = \mathbf{89}$

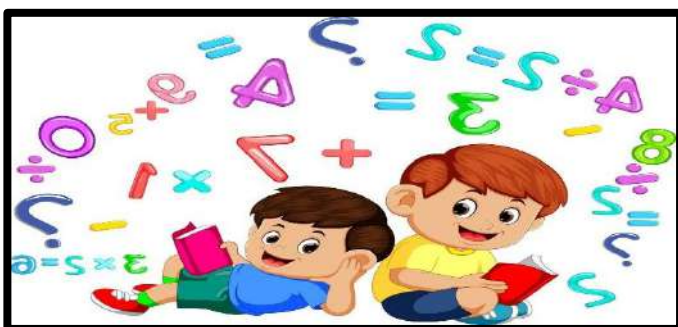
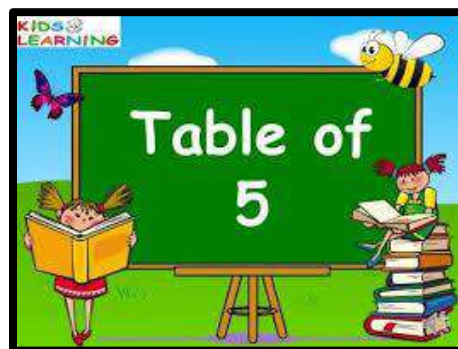
CBE (Observation): -

Q. Ask your grandfather and father's age. Subtract your father's age from your grandfather's age.

Note: **Open ended answers.**

Table of 5

5	×		1	=		5
5	×		2	=	1	0
5	×		3	=	1	5
5	×		4	=	2	0
5	×		5	=	2	5
5	×		6	=	3	0
5	×		7	=	3	5
5	×		8	=	4	0
5	×		9	=	4	5
5	×	1	0	=	5	0





Delhi Public School, Gandhinagar
Academic Session (2025-26)

CLASS I

Done by-Raavi Talreja
Subject:

Mathematics

Month:
July

Delhi Public School, Gandhinagar

CLASS-1

Maths Sample Work

Session 2025-26

CHAPTER - 6 Numbers up to 100

Concepts :-

- Number Recognition
- Counting Forward and Backward
- Number Names
- Place Value
- Before, After and Between



NOTE BOOK WORK

Ex.1 Numbers 21-30 (Tens and Ones)

T	O				
2	1	2	Tens	1	One
2	2	2	Tens	2	Ones
2	3	2	Tens	3	Ones
2	4	2	Tens	4	Ones
2	5	2	Tens	5	Ones
2	6	2	Tens	6	Ones
2	7	2	Tens	7	Ones
2	8	2	Tens	8	Ones
2	9	2	Tens	9	Ones
3	0	3	Tens	0	Ones

Ex.2 Write Number Names. (21-30) H.W.

T	O	
2	1	Twenty- one
2	2	Twenty- two
2	3	Twenty- three
2	4	Twenty-four
2	5	Twenty-five
2	6	Twenty-six
2	7	Twenty-seven
2	8	Twenty- eight
2	9	Twenty-nine
3	0	Thirty

Ex.3 Numbers 31-40 (Tens and Ones)

T	O				
3	1	3	Tens	1	One
3	2	3	Tens	2	Ones
3	3	3	Tens	3	Ones
3	4	3	Tens	4	Ones
3	5	3	Tens	5	Ones
3	6	3	Tens	6	Ones
3	7	3	Tens	7	Ones
3	8	3	Tens	8	Ones
3	9	3	Tens	9	Ones
4	0	4	Tens	0	Ones

Ex.4 Write Number Names. (31-40) H.W.

T	O	
3	1	Thirty- one
3	2	Thirty- two
3	3	Thirty- three
3	4	Thirty-four
3	5	Thirty-five
3	6	Thirty-six
3	7	Thirty-seven
3	8	Thirty- eight
3	9	Thirty-nine
4	0	Forty

Ex.5 Numbers 41-50 (Tens and Ones)

T	O				
4	1	4	Tens	1	One
4	2	4	Tens	2	Ones
4	3	4	Tens	3	Ones
4	4	4	Tens	4	Ones
4	5	4	Tens	5	Ones
4	6	4	Tens	6	Ones
4	7	4	Tens	7	Ones
4	8	4	Tens	8	Ones
4	9	4	Tens	9	Ones
5	0	5	Tens	0	Ones

Ex.6 Write Number Names. (41-50) H.W.

T	O	
4	1	Forty- one
4	2	Forty- two
4	3	Forty- three
4	4	Forty-four
4	5	Forty-five
4	6	Forty-six
4	7	Forty-seven
4	8	Forty- eight
4	9	Forty-nine
5	0	Fifty

Ex.7 Numbers 51-60 (Tens and Ones)

T	O				
5	1	5	Tens	1	One
5	2	5	Tens	2	Ones
5	3	5	Tens	3	Ones
5	4	5	Tens	4	Ones
5	5	5	Tens	5	Ones
5	6	5	Tens	6	Ones
5	7	5	Tens	7	Ones
5	8	5	Tens	8	Ones
5	9	5	Tens	9	Ones
6	0	6	Tens	0	Ones

Ex.8 Write Number Names. (51-60) H.W.

T	O	
5	1	Fifty- one
5	2	Fifty- two
5	3	Fifty- three
5	4	Fifty-four
5	5	Fifty-five
5	6	Fifty-six
5	7	Fifty-seven
5	8	Fifty- eight
5	9	Fifty-nine
6	0	Sixty

Ex.9 Numbers 61-70 (Tens and Ones)

T	O				
6	1	6	Tens	1	One
6	2	6	Tens	2	Ones
6	3	6	Tens	3	Ones
6	4	6	Tens	4	Ones
6	5	6	Tens	5	Ones
6	6	6	Tens	6	Ones
6	7	6	Tens	7	Ones
6	8	6	Tens	8	Ones
6	9	6	Tens	9	Ones
7	0	7	Tens	0	Ones

Ex.10 Write Number Names. (61-70) H.W.

T	O	
6	1	Sixty- one
6	2	Sixty- two
6	3	Sixty- three
6	4	Sixty-four
6	5	Sixty-five
6	6	Sixty-six
6	7	Sixty-seven
6	8	Sixty- eight
6	9	Sixty-nine
7	0	Seventy

Ex.11 Numbers 71-80 (Tens and Ones)

T	O				
7	1	7	Tens	1	One
7	2	7	Tens	2	Ones
7	3	7	Tens	3	Ones
7	4	7	Tens	4	Ones
7	5	7	Tens	5	Ones
7	6	7	Tens	6	Ones
7	7	7	Tens	7	Ones
7	8	7	Tens	8	Ones
7	9	7	Tens	9	Ones
8	0	8	Tens	0	Ones

Ex.12 Write Number Names. (71-80) H.W.

T	O	
7	1	Seventy- one
7	2	Seventy- two
7	3	Seventy- three
7	4	Seventy-four
7	5	Seventy-five
7	6	Seventy-six
6	7	Seventy-seven
7	8	Seventy- eight
7	9	Seventy-nine
8	0	Eighty

Ex.13 Numbers 81-90 (Tens and Ones)

T	O				
8	1	8	Tens	1	One
8	2	8	Tens	2	Ones
8	3	8	Tens	3	Ones
8	4	8	Tens	4	Ones
8	5	8	Tens	5	Ones
8	6	8	Tens	6	Ones
8	7	8	Tens	7	Ones
8	8	8	Tens	8	Ones
8	9	8	Tens	9	Ones
9	0	9	Tens	0	Ones

Ex.14 Write Number Names. (81-90) H.W.

T	O	
8	1	Eighty- one
8	2	Eighty- two
8	3	Eighty- three
8	4	Eighty-four
8	5	Eighty-five
8	6	Eighty-six
8	7	Eighty-seven
8	8	Eighty- eight
8	9	Eighty-nine
9	0	Ninety

Ex.15 Numbers 91-100 (Hundreds, Tens and Ones)

H	T	O				
	9	1	9	Tens	1	One
	9	2	9	Tens	2	Ones
	9	3	9	Tens	3	Ones
	9	4	9	Tens	4	Ones
	9	5	9	Tens	5	Ones
	9	6	9	Tens	6	Ones
	9	7	9	Tens	7	Ones
	9	8	9	Tens	8	Ones
	9	9	9	Tens	9	Ones
1	0	0	10	Tens	0	Ones

Ex.16 Write Number Names. (91-100) H.W.

H	T	O	
	9	1	Ninety- one
	9	2	Ninety- two
	9	3	Ninety- three
	9	4	Ninety-four
	9	5	Ninety-five
	9	6	Ninety-six
	9	7	Ninety-seven
	9	8	Ninety- eight
	9	9	Ninety-nine
1	0	0	One Hundred

Ex:17 – Write Before Numbers:-

Class work

1) <u>25</u>	26
2) <u>98</u>	99
3) <u>47</u>	48

Home work

4) <u>33</u>	34
5) <u>78</u>	79
6) <u>54</u>	55

Ex:18 – Write After Numbers:-

<u>Class work</u>	
1) 36	<u>37</u>
2) 79	<u>80</u>
3) 43	<u>44</u>

<u>Home work</u>	
4) 67	<u>68</u>
5) 33	<u>34</u>
6) 24	<u>25</u>

Ex:19 – Write Between Numbers:-

<u>Class work</u>		
1) 50	<u>51</u>	52
2) 22	<u>23</u>	24
3) 49	<u>50</u>	51

<u>Home work</u>		
4) 20	<u>21</u>	22
5) 78	<u>79</u>	80
6) 94	<u>95</u>	96

Ex:20 – Put the sign (>), (<) and

<u>Classwork</u>		
1) 23	<	33
2) 68	>	44
3) 89	=	89

<u>Home work</u>		
1) 46	<	58
2) 57	<	75
3) 66	=	66

Ex:21– Arrange the numbers in Ascending or increasing order: -

Class work				
1)	35	48	76	29
Ans.	29	35	48	76
2)	71	54	21	16
Ans.	16	21	54	71

Home Work				
1)	55	45	34	27
Ans.	27	34	45	55
2)	65	48	90	46
Ans.	46	48	65	90

Ex:22 – Arrange the numbers in Descending or Decreasing order:-

Class work				
1)	54	74	26	83
Ans.	83	74	54	26
2)	63	52	32	54
Ans.	63	54	52	32

Practice Work

1)	52	40	36	91
Ans.	91	52	40	36
2)	45	98	75	82
Ans.	98	82	75	45




Today, I went for grocery shopping with my family and bought fruits and vegetables.




We should always carry our own cloth bag for shopping. Avoid using plastic bags.


Count the fruits and vegetables. Write the number in the given box.




24



21



34



43

Arrange the above numbers in the descending order.

43

34

24

21

CBE (Observation):-

Write the numbers in the appropriate box.

32	85	50	14	48	79
12	9	60	51	15	18

Numbers greater than 50	Numbers equal to 50	Numbers less than 50
51	50	14
60		32
79		12
85		9
		48
		15
		18

Text Book Page No. 77

Q.1 Which is the largest 2-digit number?

Ans. 99 is the largest 2-digit number.

Table of 2

2	×		1	=		2
2	×		2	=		4
2	×		3	=		6
2	×		4	=		8
2	×		5	=	1	0
2	×		6	=	1	2
2	×		7	=	1	4
2	×		8	=	1	6
2	×		9	=	1	8
2	×	1	0	=	2	0



CHAPTER - 4






















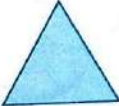






ODD ONE OUT




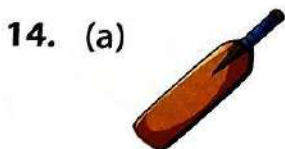
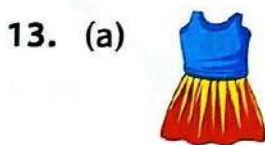
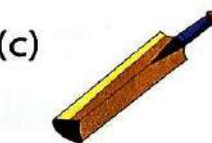

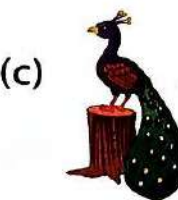
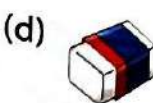
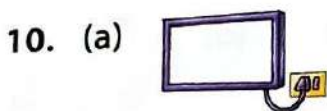
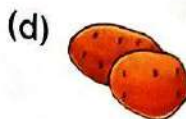

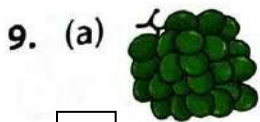

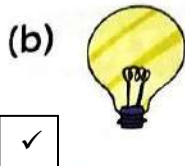

(REASONING SKILL)



EXERCISE TIME

Find the odd one out.

1. (a)  (b)  (c)  ☒ 
2. (a)  ☒  (c)  (d) 
3. (a)  (b)  (c)  ☒ 
4. (a)  (b)  (c)  ☒ 
5. ☒  (b)  (c)  (d) 
6. (a)  (b)  (c)  ☒ 
7. ☒  (b)  (c)  (d) 



16. (a) Monday (b) Tuesday (c) Year (d) Wednesday
17. (a) Bed (b) Happy ☒ Sorrow (d) Joy
18. ☒ Apple (b) Banana (c) Cake (d) Orange
19. (a) Notebook (b) Pencil ☒ Sharpener (d) Ball
20. (a) Winter (b) February (c) Summer ☒ Autumn
21. (a) Ship ☒ Car (c) Bus (d) Train
22. ☒ Peacock (b) Cat (c) Squirrel (d) Table
23. (a) Heat (b) Fire (c) Ice cream ☒ Sun
24. (a) Happy (b) Pen ☒ Eraser (d) Sharpener
25. ☒ Ears (b) Eyes (c) Nose (d) Stomach





Delhi Public School, Gandhinagar
Academic Session (2025-26)

CLASS I

Done by-Raavi Talreja

Subject:

Mathematics

Month:

June

Delhi Public School, Gandhinagar

Maths Sample Work

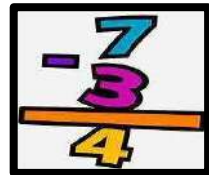
Session 2025-26

CHAPTER - 3

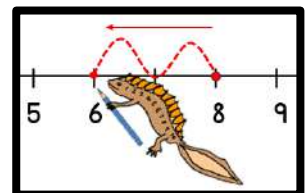
Subtraction up to 99

Concepts :

- Observe pictures and subtract numbers vertically
- Subtract numbers using number line
- Understand subtraction facts
- Solve word problems



NOTE BOOK WORK

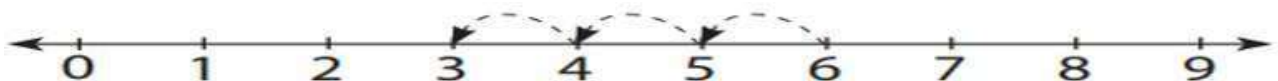


Ex.A Subtract the numbers on the number line:-

i) $9 - 2 = 7$



ii) $6 - 3 = 3$



Ex.B Subtract the following

	T	O
	1	8
-		5
	1	3

	T	O
	1	8
-		1
	1	7

	T	O
	1	7
-		2
	1	5

	T	O
	1	9
-		7
	1	2

	T	O
	1	5
-		5
	1	0

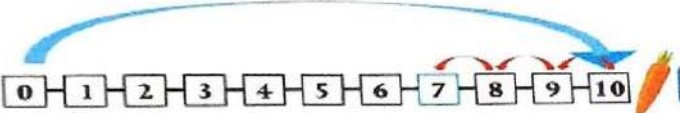
	T	O
	1	6
-		5
	1	1

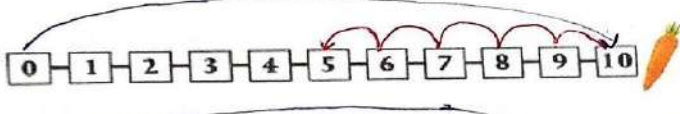


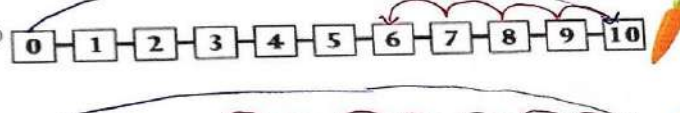
CBE (Written)


Text Book Page Number 33

There were 4 hungry rabbits. We gave them 10 carrots each. Each rabbit ate some carrots. Find the number of carrots left uneaten by each rabbit. One has been done for you.

1. I eat 3.  $10 - 3 = 7$

2. I eat 5.  $10 - 5 = 5$

3. I eat 4.  $10 - 4 = 6$

4. I eat 7.  $10 - 7 = 3$

CBE (Observation)

Text Book Page Number 36


Let us know more about traffic-light colours. Colour the balloons as per the colour of answers.


12


15


10


Why is it important to follow the traffic signals?


1. $15 - 3 =$ 

2. $19 - 4 =$ 

3. $12 - 2 =$ 

4. $18 - 6 =$ 

5. $15 - 5 =$ 

6. $16 - 1 =$ 

Answers:

1. $15 - 3 =$ Colour: Yellow

2. $19 - 4 =$ Colour: Red

3. $12 - 2 =$ Colour: Green

4. $18 - 6 =$ Colour: Yellow

5. $15 - 5 =$ Colour: Green

6. $16 - 1 =$ Colour: Red

Look at the two pictures and answer the following questions.

Wild Animals




Farm Animals



1. How many more farm animals are there than the wild animals?
2. Why do you think wild animals are important?
3. Can we protect wild animals by planting trees?
4. Which is your favourite animal?

Answers:

1. 7 more 3. Yes 4. It may vary



VOLT

1

Thinking Skills

Reasoning and Aptitude

Mastering
the Art of
Thinking
Smart



FOLLOWS
NEP
2020
NCF-FS
2022

Engaging Narratives
Brain Booster (HOTS)
Reason and Assertion
Assessment Sheets



www.voltlearning.in

CHAPTER - 6

ANALOGY

Text Book Page Number 62 & 63



EXERCISE TIME

There is a relation between objects, letters, words or numbers on either side of :: . Replace the question marks '?' with the correct option.








1. : :: : ?
(a) (b) (c) (d)
2. : :: : ?
(a) (b) (c) (d)
3. : :: : ?
(a) (b) (c) (d)
4. : :: : ?
(a) (b) (c) (d)


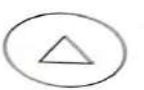
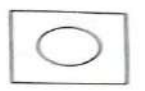
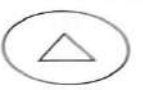


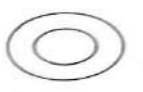

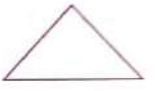














62

5. : :: : ?
(a) (b) (c) (d)
6. : :: : ?
(a) (b) (c) (d)
7. : :: : ?
(a) (b) (c) (d)
8. : :: : ?
(a) (b) (c) (d)

63

Text Book Page Number 64 & 65

9. A : AAA :: Z : ?
 (a) AA (b) ZZ ☒ (c) ZZZ (d) AAA
10. 1 : 3 :: 5 : ?
~~(a) 7~~ (b) 6 (c) 4 (d) 10
11. 7 : 4 :: 9 : ?
~~(a) 6~~ (b) 8 (c) 7 (d) 10
12. 69 : 96 :: 17 : ?
 (a) 69 (b) 96 ☒ (c) 71 (d) 17
13. One : 1 :: Eight : ?
 (a) 6 ☒ (b) 8 (c) 4 (d) 10
14. 5 : Five :: 9 : ?
~~(a) Nine~~ (b) Four (c) Two (d) Three
15. A : 1 :: C : ?
 (a) 1 (b) 4 (c) 2 ☒ (d) 3
16. 1234 : 4321 :: ABCD : ?
 (a) 4321 ☒ (b) DCBA (c) EFGH (d) BCAD
17. P : Q :: F : ?
 (a) **F** (b) **L** ☒ (c) **7** (d) **T**
18.  :  ::  : ?
 (a)  (b)  (c)  ☒ (d) 

19.  :  ::  : ?
 (a)  ☒ (b)  (c)  (d) 
20.  : 5 ::  : ?
 (a) 1 (b) 4 (c) 5 ☒ (d) 3
21.  :  ::  : ?
 (a)  (b)  ☒ (c)  (d) 
22.  :  ::  : ?
 (a)  (b)  (c)  ☒ (d) 

Text Book Page Number 66


23. Rose : Flower :: Sparrow : ?
(a) Animal ☒ (b) Bird (c) Fruit (d) Vegetable
24. Desk : Furniture :: Grapes : ?
(a) Animals (b) Birds ☒ (c) Fruits (d) Vegetables
25. January : Month :: Sunday : ?
(a) Animal (b) Monday ☒ (c) Day (d) Vegetable
26. Nose : Smell :: Skin : ?
(a) Walk (b) See (c) Work ☒ (d) Touch
27. Sky : Blue :: Grass : ?
(a) Tree (b) Blue ☒ (c) Green (d) White
28. Movie : Watch :: Song : ?
☒ (a) Listen (b) See (c) Touch (d) Smell

Answers:

1.a 2. c 3. d 4.a 5. c 6.b 7. b 8.a 9. c 10.a

11.a 12.c 13.b 14.a 15.d 16.b 17.c 18.d 19.b 20.d

21.c 22.d 23.b 24.c 25.c 26.d 27.c 28.a





Delhi Public School, Gandhinagar

Class-I

*Maths Sample book work
Done by-Srikala Singh
Session -2025-26*

Month- April & May

Delhi Public School, Gandhinagar

Maths Sample book work

Session 2025-26

Topic : Revision

Concepts :-

- Identification of digits
- Counting of 1-10
- Writing of 1-10
- Concept of Tens and Ones

Note book work

- Numbers 1 to 10

T	O
	1
	2
	3
	4
	5
	6
	7
	8
	9
1	0



- Write Number Names.


T	O	
	1	One
	2	Two
	3	Three
	4	Four
	5	Five
	6	Six
	7	Seven
	8	Eight
	9	Nine
1	0	Ten



Topic : L-1 Numbers up to 20

Concepts :-

- Counting numbers from 1-20
- Comparison of numbers
- Ordering numbers
- Backward counting



Textual Exercise on text book from page no 2- 14

Note book work

- Write Number Names. (11-20)

T	O	
1	1	Eleven
1	2	Twelve
1	3	Thirteen
1	4	Fourteen
1	5	Fifteen
1	6	Sixteen
1	7	Seventeen
1	8	Eighteen
1	9	Nineteen
2	0	Twenty



Notebook work

• Numbers 11-20 (Tens and Ones)

T	O				
1	1	1	Ten	1	One
1	2	1	Ten	2	Ones
1	3	1	Ten	3	Ones
1	4	1	Ten	4	Ones
1	5	1	Ten	5	Ones
1	6	1	Ten	6	Ones
1	7	1	Ten	7	Ones
1	8	1	Ten	8	Ones
1	9	1	Ten	9	Ones
2	0	2	Tens	0	Ones

A. number the following.

Write the names for

T	O	
0	5	Five
0	8	Eight
1	4	Fourteen
2	0	Twenty

B. Write the numbers for the given number names.

	T	O
Thirteen	1	3
Nineteen	1	9
Eleven	1	1
Fifteen	1	5

C. Write before number.

4	5
9	10
12	13
18	19

D. Write after numb

6	7
10	11
14	15
19	20

E. Write between number.

4	5	6
9	10	11
13	14	15
18	19	20

F. Arrange the numbers from smallest to greatest.

a.

19	10	09
----	----	----

Ans.

09	10	19
----	----	----

b.

11	17	12
----	----	----

Ans.

11	12	17
----	----	----

G. Arrange the numbers from biggest to smallest.

9	7	14
---	---	----

Ans

b.

14	9	7
----	---	---

15

18

6

Ans

18

15

6

CBE (Written)

Q1. Which number has 0 at ones and 2 at its tens place?

A1. 20 (Twenty)

CBE (Oral)

Q1. Ask the age of your cousins. Is your age greater than less than or equal to their age?

A1. Open Ended Answer

CBE (Observation)


Q1. How many planets are there in Solar System?

A1. 8(Eight)

Topic : L-2 Addition up to 20

Concepts :-

- Introduction to addition
- Addition on the number strip
- Addition by counting forward
- Adding 1-digit and 2-digit numbers

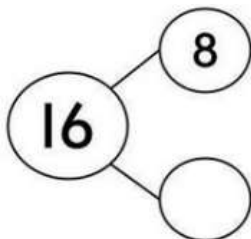


Textual Exercise on text book from page no 17- 29

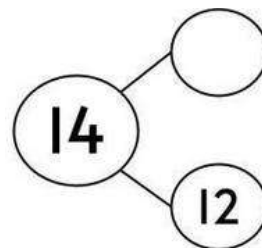
Note book work

A. Complete the number bonds

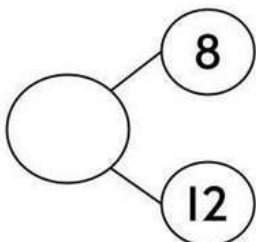
1.



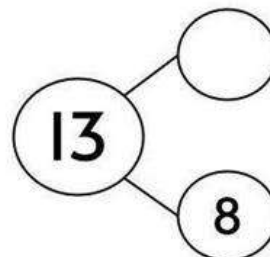
2.






3.



4.



B. Count and write

a.		$2 + 2 = 4$
b.		$3 + 4 = 7$
c.		$1 + 2 = 3$

c. Add the following



	T	O
	1	8
+		1
	1	9

	T	O
		3
+		5
		8

	T	O
	1	3
+		3
	1	6

	T	O
	1	2
+		4
	1	6

	T	O
	1	0
+		7
	1	7

	T	O
		2
+		2
		4

D. Order property in addition (activity)



+



$$2 + 1 = 3$$



$$1 + 2 = 3$$

CBE (Written)

Q1. How much is 15 added to 0?

A1. $15 + 0 = 15$

CBE (Oral)

Q1. What will be addition facts of 5?

A1. $5 + 0 = 5$

$$4 + 1 = 5$$

$$3 + 2 = 5$$

$$2 + 3 = 5$$

$$1 + 4 = 5$$

$$0 + 5 = 5$$

CBE (Observation)

Q1. Find the sum of books and notebooks in your bag?

Open ended answer.