

**Delhi Public School, Gandhinagar**

**Class-I**

**EVS Sample book work**

**Session -2022-23**


**Month- January**



## Topic- Chapter -20 ( All about Water)

### Subtopics:-

- ❖ Importance of water
- ❖ Sources and uses of water
- ❖ Need to save water



### Text Book work:-

- ❖ Reading and explanation of Text book Page no. 92 and 93

### Text Book Exercise:-

- Exercise on text book page no. 94

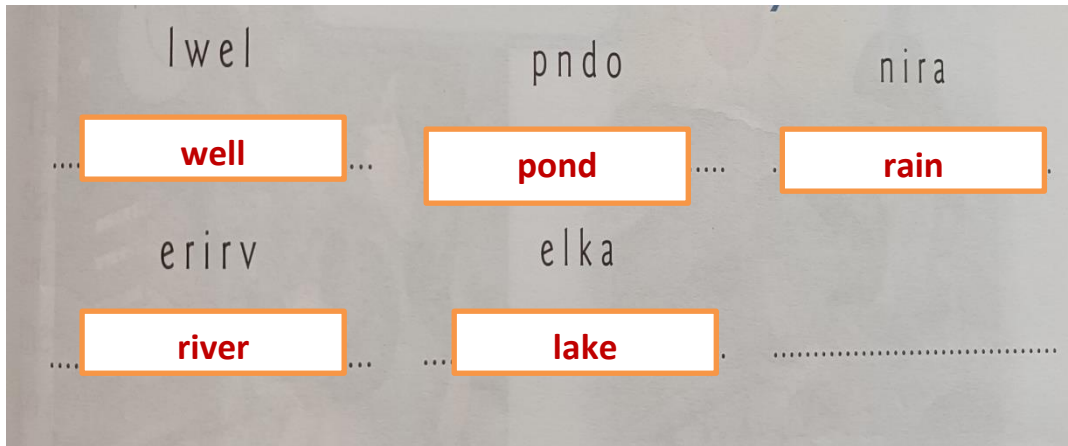
#### A. Write five uses of water:-

1. bathing
2. cooking
3. washing
4. drinking
5. brushing

#### B. Tick ( ) the pictures in which water is not being wasted:-



**C. Write the names of the sources of water correctly: -**



**Activity On text book page no. 95 (Colour the vessels)**

**Note Book Work:-**

**A. New words:-**

1. globe
2. oceans
3. streams
4. utensils
5. mopping
6. important
7. river
8. crops

**B. Give two examples: -**

1. Sources of water

Ans. a. river    b. rain

2. Uses of water

Ans. a. brushing    b. mopping

**C. Answer the following questions: -**

1. Why do we need water?


**Ans. We need water to stay alive.**

2. Why should we save water?

**Ans. We should save water because it is important for life.**

**D. Draw, name and colour:-**

1. A source of water



**Lake**

2. A water storing vessel




**Pot**

## Topic- Chapter -21 (Up in the Sky)

### Subtopics:-

- ❖ About the Sun, the Moon, stars and clouds
- ❖ Their features



### Text Book work:-

- ❖ Reading and explanation of Text book Page no. 96 and 97 .

### Text Book Exercise:-

- Exercise on text book page no.97 and 98.

#### A. Fill in the blanks:-

1. The sun rises in the east and sets in the west.
2. Rockets can take the spaceship to the moon.
3. The sun is a big ball of fire.
4. The shape of the moon keeps changing.

#### B. Draw and colour the picture to answer the riddles:-

**B. Draw and colour the pictures to answer the riddles.**

1. I am a big ball of fire.  
All animals and plants need me.

2. We twinkle every night.  
You cannot count us.

3. You see me at night.  
My shape keeps changing.

Three rectangular boxes for drawing. The first box shows a smiling sun with rays. The second box shows three yellow stars of different sizes. The third box shows a yellow crescent moon above a blue cloud.

**C. Write the words in the correct boxes:-**

**C. Write the words in the correct boxes.**

sunlight      dream      moon      rainbow      stars  
breakfast      dinner      lunch

Day	Night
sunlight	dream
rainbow	moon
breakfast	stars
lunch	dinner

**❖ Activity on Page no. 99**

**Note Book Work:-**

**A. New words:-**

1. twinkling
2. warmth
3. rainbow
4. spaceship
5. rockets
6. brightly
7. shining
8. sky

**B. Answer in one word (CBE):-**

1. Name a heavenly body.

Ans. The sun

1. Name a phase of moon.

Ans. Full moon

**C. Answer the following questions:-**

1. What is the sun?


Ans. The sun is a big ball of fire.

2. What is a rainbow?

Ans. A rainbow is a band of seven colours across the sky.

**D. Draw and colour:-**

2. A rocket



**Delhi Public School, Gandhinagar**  
**Class-I**

**EVS Sample book work**  
**Session -2022-23**  
**Month- February**

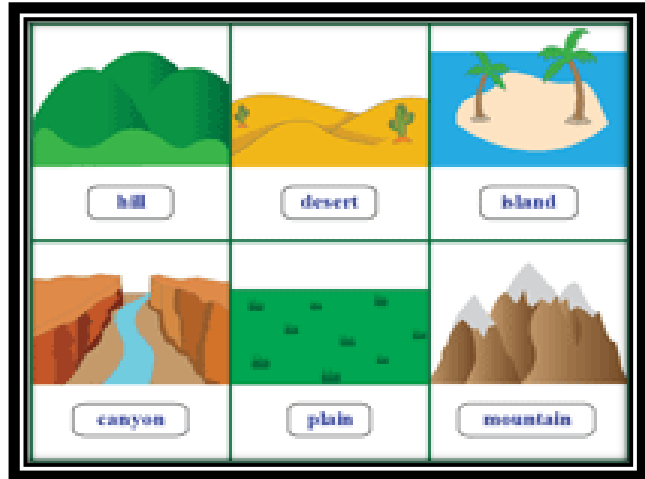




## Topic- Chapter – 22 ( Earth Activity )

### Subtopics:-

- ❖ Parts of earth
- ❖ Types of land



### Text Book work:-

- ❖ Reading and explanation of Text book Page no. 100

### Note Book Work:-

#### A. New words:-

1. earth
2. snow
3. peaks
4. desert
5. plains
6. valley
7. mountains
8. hills

#### B. Answer in one word (CBE):-

1. Which animal is called the ship of the desert?

Ans. camel

2. Name the land thickly covered with trees and plants.

Ans. forest

**C. Answer the following questions: -**

1. Where do the people grow crops?

Ans. The people grow crops on plains.

2. What are mountains?

Ans. A very high land with peaks that are covered with snow are called mountains.

**D. Draw and colour:-**

1. Forest



2. Mountains





1. We wear cotton clothes in a cold day.

F

2. We should use sweaters in a hot day.

F

3. Weather changes every day.

T

4. Wind blows strongly in a windy day.

T

**D. Draw and colour picture of a rainy day.**



**Delhi Public School, Gandhinagar**  
**Class-I**  
**EVS Sample book work**  
**Session -2022-23**  
**Month- December**



## Topic- Chapter -17 ( Travelling is Fun)

### Subtopics:-

- ❖ Different types of transport
- ❖ Uses and importance of transport



### Text Book work:-





- ❖ Reading and explanation of Text book Page no. 74, 75, 76 and 77.


### Text Book Exercise:-

- Exercise on text book page no. 77 & 78

#### A. Colour the vehicles using the colour key:

A. Colour the vehicles using the colour key.

 (red) two wheeler	 (green) three wheeler
 (blue) four wheeler	 (yellow) six wheeler



Green

Yellow

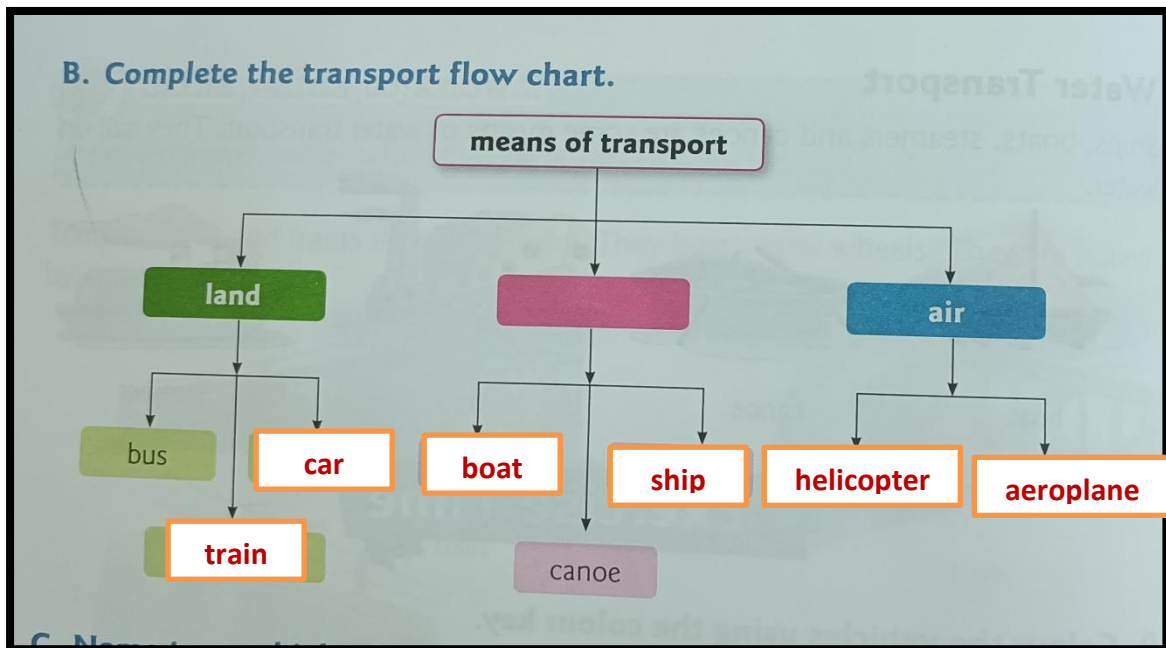
Blue

Red

Yellow

Red

## B. Complete the transport flow chart:-



## C. Name two vehicles for each of the following:-

1. Seen in cities- car, bus
2. Seen in villages- tractor, bullock cart
3. Pulled by animals- tonga, bullock cart
4. Pulled by engines- train, tram

❖ Activity on text book page no. 78

## Note Book Work:-

### A. New words:-

1. travelling
2. transport
3. village
4. vehicles
5. wheels
6. engines
7. tracks
8. space

### B. Tick the correct answer (CBE):-

1. How do the astronauts go to space?

Ans. a. by rockets  
b. by aeroplane

2. Name a vehicle which has six wheels.

Ans. a. truck  
b. autorickshaw

### C. Answer the following questions: -

1. Why do we use means of transport?

Ans. We use means of transport to travel far away places.

2. Name the three means of transport.

Ans. The three main means of transport are –

- i. Land transport
- ii. Water transport and
- iii. Air transport



Topic- Chapter - 18 ( The World of Plants)

Subtopics:-

- ❖ Types of plants
- ❖ Parts of plants
- ❖ Importance of plant



Text Book work:-

- ❖ Reading and explanation of Text book Page no. 79, 80, 81 & 82.

**Text Book Exercise:-**

- ❖ Exercise on text book page no. 82 & 83.

A. Tick (  ) the correct answer:-

1. Plants that are strong and big are called trees.

(a) shrubs  trees  herbs

2. Plants that have soft stems are called herbs.

(a) shrubs  trees  herbs

3. Plants that are small and have hard stems are called shrubs.

(a) shrubs  (b) creepers  (c) trees

4. Plants that have weak stems and need support to grow are called climbers.

(a) climbers  (b) shrubs  herbs

B. Write whether the following plants are trees, shrubs, herbs, creepers or climbers: -

1. Rose - shrub

2. Grapevine- climber

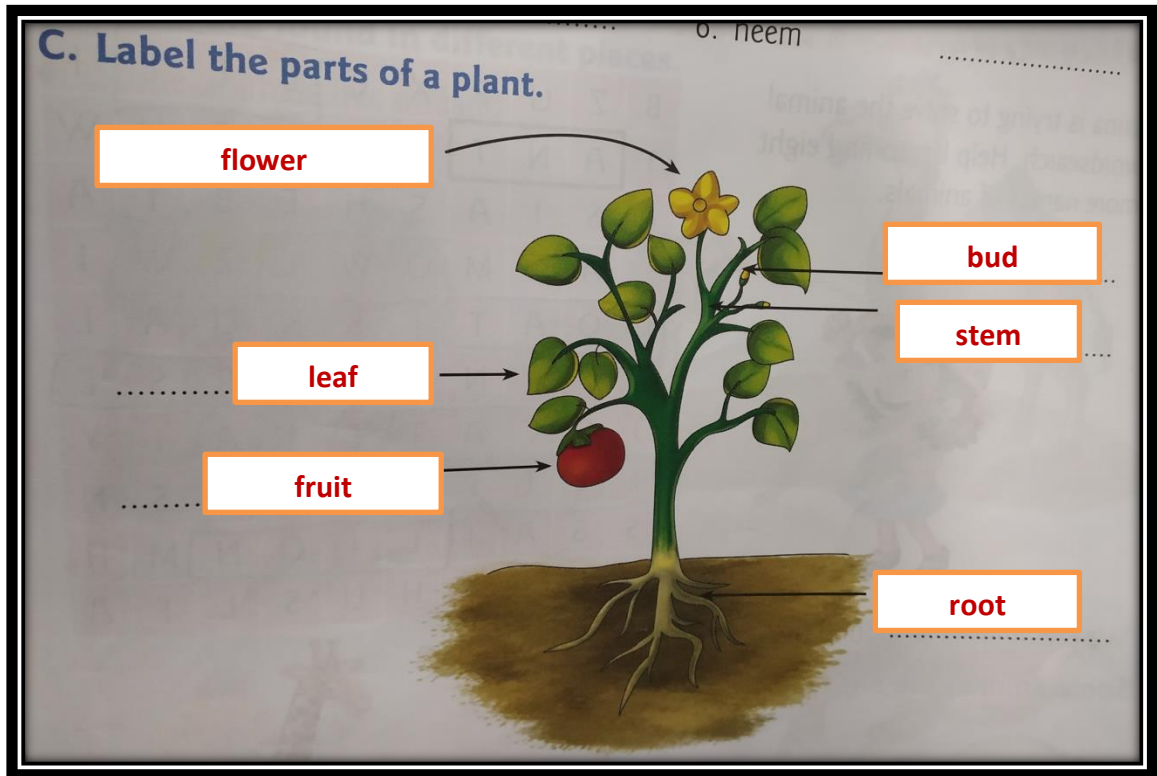
3. Mango- tree

4. Mint - herb

5. Watermelon- creeper

6. Neem - tree

C. Label the parts of a plant:-



❖ Activity on page no. 83

## Note book work:-

### A. New words:-

1. stem
2. leaf
3. roots
4. shrubs
5. herbs
6. climber
7. creeper
8. support

### B. Give two examples:-

1. Shrubs

Ans. (a) Rose

(b) Orange

2. Plant product

Ans. (a) Tea

(b) Cotton

C. Answer the following questions:-

1. What are shrubs?

Ans. Small plants with hard and strong stems are called shrubs.

2. How does a plant prepare its food?

Ans. A plant prepares its food with the help of air, water, soil and sunlight.


D. Draw name and colour:-

A herb



mint

A plant product



cotton

Topic- Chapter -19 ( The World of Animals)

Subtopics:-

- ❖ Types of animals
- ❖ Food, houses and babies of animals



**Text Book work:-**

- ❖ Reading and explanation of Text book Page no. 84, 85, 86, 87, 88 & 89.

**Text Book work:-**

- ❖ Exercise on text book page no. 89 & 90

**A. Give two examples of each of the following: -**

1. Big animals – elephant giraffe
2. Small animals - rabbit cat
3. Birds - parrot owl
4. Insects - ant butterfly
5. Domestic animals - dog goat

**B. Circle the correct answer:-**

1. A fish / rat lives in water.
2. A crow / cockroach has six legs.
3. A frog / horse lives on land as well as in water.
4. A rabbit / sparrow can fly.
5. A zebra / housefly lives in a forest.

**C. Fill in the blanks:-**









1. Zebra is a wild animal.
2. An octopus lives in water.
3. A monkey lives on a tree.

4. Animals which we keep on a farm or in our homes are called domestic animals.

5. Rabbit and fish are pet animals.

D. Look at the pictures given below. Write **D** for domestic animals, **W** for wild animals, **B** for birds and **I** for insects:-

D. Look at the pictures given below. Write **D** for domestic animal, **W** for wild animal, **B** for bird and **I** for insect.

 <b>W</b>	 <b>I</b>	 <b>B</b>	 <b>W</b>
 <b>D</b>	 <b>I</b>	 <b>D</b>	 <b>B</b>

❖ Activity on page no. 91

Write the name of the animals and match it to its home:-

The image shows a worksheet titled "Activity Time" with the instruction "Write the name of the animal and match it to its home." On the left, there are several rows of scrambled letters: "d o b", "f i s h", "r a b b i t", "h o r s e", "h e n", "b i r d", "l i o n", "c o w", "s n a k e", and "m o n k e y". In the center, there are ten orange-bordered boxes containing the words: "fish", "horse", "hen", "horse", "dog", "rabbit", "snake", "monkey", "cow", and "bird". On the right, there are ten illustrations of animal homes: a waterfall, a house, a chicken coop, a doghouse, a cave, a nest, a snake, a tree, a cow shelter, and a bird's nest. The page number "91" is visible in the bottom right corner of the worksheet.

A. New words:-

1. domestic
2. pets
3. wings
4. feathers
5. beak
6. insects
7. stray
8. wild

**B. Answer in one word:- (CBE)**

**1. Name the tallest animal on the earth.**

**Ans. giraffe**

**2. Name a bird that cannot fly.**

**Ans. ostrich**

**3. Name an insect with wings**

**Ans. butterfly**

**B. Answer the following questions:-**

**1. What are insects?**

**Ans. Insects are very small animals with six legs.**

**2. What are stray animals?**

**Ans. The animals that do not have any home are called stray animals.**

**Delhi Public School, Gandhinagar**  
**Class-I**  
**EVS Sample book work**  
**Month- November**  
**Session -2022-23**





## Topic- Chapter -14 ( People Who help Us)

### Subtopics:-

- ❖ Different helpers and their work
- ❖ Importance of helpers in our life.



### Text Book work:-

- ❖ Reading and explanation of Text book Page no. 60 and 61.

### Text Book Exercise:-

#### ➤ Exercise on text book page no. 61 & 62

#### A. Write the helpers you will go to if:

1. You want to get a shirt stitched -- Tailor
2. Your shoes tears – Cobbler
3. You need a haircut -- Barber
4. Your mother loses her purse – Policeman
5. You need a study table – Carpenter

#### B. Match the person with what he does:-

1. I look after a garden.	3	
2. I grow crops.	4	
3. I treat people who are sick.	1	
4. I teach students.	2	

**C. Circle the objects the following helpers do not use:-**



❖ **Activity on text book page no. 63**

**Note Book Work:-**

**A. New words:-**

1. maid
2. newspaper
3. delivers
4. comfortable
5. parcels
6. tailor
7. soldier
8. gardener

**B. Give two examples:-**

1. Our helpers.

Ans. a. carpenter    b. farmer

2. People who protect us.

Ans. a. policeman    b. soldier

**3. Answer the following questions: -**

1. Why helpers are important for us?

Ans. Helpers are important for us because they make our life comfortable.

2. Should we respect our helpers?

Ans. Yes, we should respect our helpers.

## Topic- Chapter -15 (Festivals)

### Subtopics:-

- ❖ Different festivals of India
- ❖ Importance of festivals



### Text Book work:-

- ❖ Reading and explanation of Text book Page no. 64, 65 and 67.

## Text Book Exercise:-

- Exercise on text book page no.67.

### A. Match the two columns:-

Column A		Column B		
1.	Guru Granth Sahib	(3)	(a)	Eid
2.	Diyas	(1)	(b)	Gurupurab
3.	Sewain	(4)	(c)	Christmas
4.	Christmas tree	(5)	(d)	Independence day
5.	India became free	(2)	(e)	Diwali

### B. Write the dates on which these festivals are celebrated:-

1. Christmas - 25<sup>th</sup> December
2. Republic day - 26<sup>th</sup> January
3. Independence day - 15<sup>th</sup> August
4. Gandhi Jayanti – 2<sup>nd</sup> October

**C. Fill in the blanks:-**

1. Diwali is the festival of lights.
2. Langar is a free meal served in a gurudwara.
3. People wish each other Eid Mubarak on Eid.
4. Santa Claus brings gifts for children on Christmas.
5. Mahatma Gandhi was born on 2<sup>nd</sup> October.
6. India became a Republic on Republic day.

❖ **Activity on Page no. 68**

**Note Book Work:-**

**A. New words:-**

1. Republic Day
2. Independence Day
3. Gandhi Jayanti
4. decorate
5. worship
6. culture
7. national festivals
8. langar

**B. Give two examples:-**

1. National festivals of India.

Ans. a. Republic Day    b. Independence Day

1. Religious festivals of India.

Ans. a. Diwali    b. Christmas

**C. Answer the following questions:-**

1. What is Langar?


Ans. Langar is free meal served in a gurudwara.

2. When do we celebrate Independence Day ?

Ans. We celebrate Independence day on 15<sup>th</sup> August every year .

**D. Draw, name and colour:- (HW)**

1. National flag of India




**TIRANGA**

## Topic- Chapter -16 (Good Manners and Habits)

### Subtopics:-

- ❖ Good manners and etiquettes
- ❖ Importance of good habits



### Text Book work:-

- ❖ Reading and explanation of Text book Page no. 69 and 70.

### Text Book Exercise:-

- Exercise on text book page no. 71.

#### A. Colour the circle yellow for a good habit and red for a bad habit:-

1. I go to school late every day.
2. I do not tease animals.
3. I keep my room clean.
4. I quarrel with others.
5. I never push others.

#### B. What will you say in the given situation:-

1. When you meet your teacher in the morning. Good morning
2. To your mother when you break something. Sorry
3. To your friend when you want help. Please
4. To your aunt when she gives you a gift. Thank you

**C. Answer the following questions in Yes or No :-**

1. Do you bathe daily?

Yes

2. Do you spit on the road?

No

3. Do you speak politely?

Yes

4. Do you keep your things neatly in the cupboard?

Yes

5. Do you eat meals at proper time?

Yes

**D. Write the three golden words:-**

1. Thank you

2. Sorry

3. Please

**❖ Activity on Page no. 72**

**Note Book Work:-**

**A. New words:-**

1. manners

2. habits

3. sorry

4. thank you

5. please

6. respect

7. stranger

8. politely



**B. Answer the following questions:-**

1. From where do we learn good manners?

Ans. We learn good manners from our family and school.

2. Write two good manners.

Ans. a. respect your elders

b. speak politely with everyone.

**C. Draw a “Thank you card”:-**



**Delhi Public School, Gandhinagar**

**Class-I**

**EVS Sample book work**

**Session -2022-23**

**Month- October**



## Topic- Chapter -12 ( Our Neighbourhood)

### Subtopics:-

- ❖ Neighbours
- ❖ Neighbourhood places and their importance



### Text Book work:-

- ❖ Reading and explanation of Text book Page no. 51, 52, 53 & 54.

### Text Book work:-

- ❖ Exercise on text book page no. 54 & 55

#### A. Answer the following questions:-

##### 1. Name any four places in your neighbourhood:-

market

park

bank

hospital

##### 2. Name one place in your neighbourhood you visit:-

Every day- park

Sometimes- market

#### B. Fill in the blanks:-

1. We go to the market to buy vegetables.
2. Our money is safe in a bank.
3. Post office is a place from where we buy stamps.
4. We go to a hospital when we are ill.

**C.Circle the correct answer:-**

1. We play with our friends in the **bank** / **park**.
2. We go to the **school** / **bus stop** to study.
3. We go to a **bank** / **restaurant** to eat.
4. We take a bus from a **bus stop** / **hospital**.
5. We go to a **bus stop** / **an auto stand** to take an autorickshaw.

➤ **Activity on page no. 55**

## **Note book work:-**

**A. New words:-**

1. neighbourhood
2. neighbours
3. comfortable
4. post office
5. worship
6. auto stand
7. police station
8. restaurant

**B. Answer in one word:-**

1. **The place we go to catch a train.**

**Ans. railway station**

2. **The place we go to study.**

**Ans. school**

3. **The place we go to buy stamps.**

**Ans. post office**

**C. Tick the correct answer: (CBE based)**

**1. For buying postcard Ria will go to\_\_\_\_\_.**

- a. post office**
- b. restaurant**

**2. Ria lives next to my house. She is my\_\_\_\_\_.**

- a. mother**
- b. neighbour**

Topic- **Chapter -13 ( My School)**

Subtopics:-

- ❖ Parts of a school
- ❖ Uses of different rooms of a school



Text Book work:-

- ❖ Reading and explanation of Text book Page no. 56 & 57.

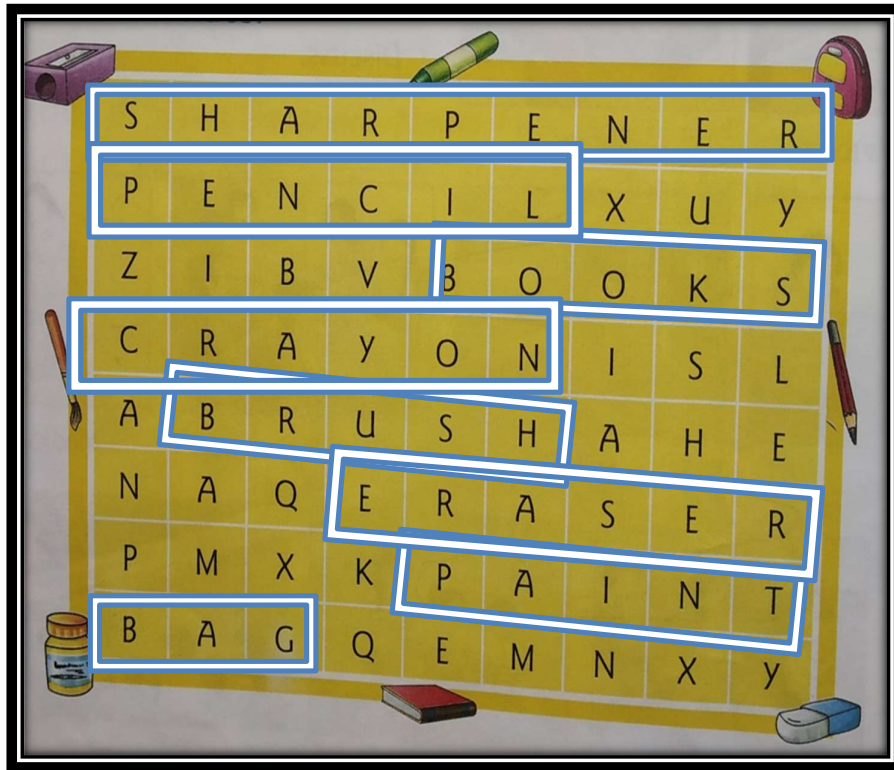
**Text Book work:-**

- ❖ Exercise on text book page no. 57 & 58.

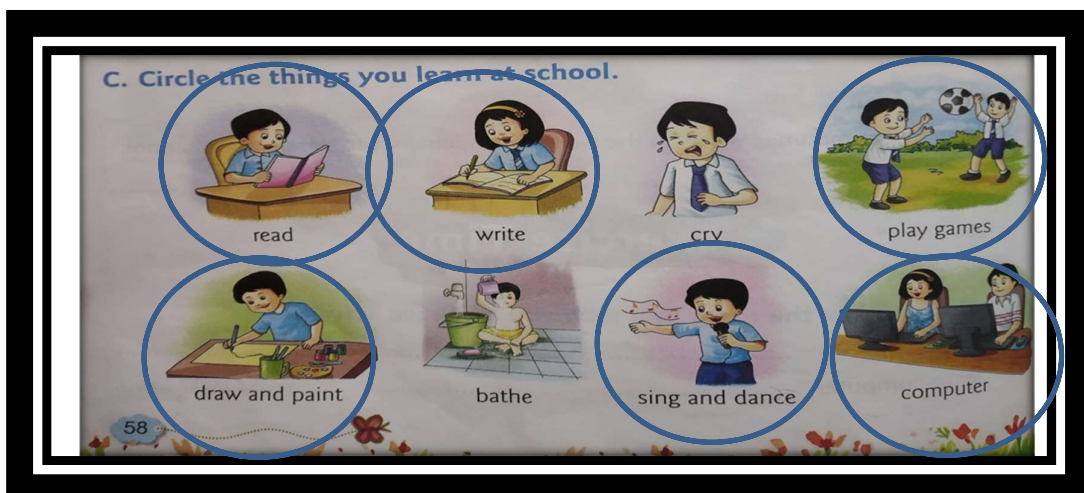
A. Think and name the room in which you do these activities:-

1. Read books- library
2. Learn computer- computer room
3. Study- classroom
4. Learn music- music room
5. Attend functions- auditorium

**B. Find the names of the things you use in school in the word search. Use pictures as clues:-**



**C. Circle the things that you learn at school:-**



**Activity on page no. 59**

# Note book work :-

## A. New words :-

1. teacher
2. students
3. office
4. staffroom
5. auditorium
6. principal
7. library
8. medical room

## B. Answer the following questions :-

1. Where do we go to read books?

Ans. We go to library to read book.

2. Who teaches in the school?

Ans. The teacher teaches in the school.

## C. Draw and colour the picture of your school:- (HW)





**Delhi Public School, Gandhinagar**

**Class-I**

**EVS Sample book work**


**Session -2022-23**

Month- August

Topic- Chapter -8 ( My Family)

Subtopics:-

- ❖ About family
- ❖ Types of family



Text Book work:-

- ❖ Reading and explanation of Text book Page no. 33, 34 & 35

Text Book Exercise:-

- Exercise on text book page no. 35

A. Fill in the blanks:-

1. I live with my family.
2. My surname is \_\_\_\_\_.
3. My grandfather's name is \_\_\_\_\_.
4. My grandmother's name is \_\_\_\_\_.
5. My youngest cousin's name is \_\_\_\_\_.

B. Write the type of the family below each picture:-



1. Small family
2. Joint family
3. Big family

2. Find out how many of your classmates live in these families:-

Small family  family  Joint family

- Activity on page no. 35

Note book work:-

A. New words:-

1. surname
2. small family
3. big family
4. joint family
5. parents
6. neighbour
7. grandparents
8. cousin

**B. Answer the following questions:-**

1. What is a small family?

Ans. A family has parents and one or two children is called small family.

2. What is a joint family?

Ans. A family has grandparents, uncles, aunts and cousins is called a joint family.

**CBE based questions:-**

**A. Tick the correct option-**

**B. 1. Who takes care of your needs?**

Ans. a. my neighbour

b. my parent

**2. Do people in a family help one another?**

Ans. a. yes

b. no

**Topic- Chapter -9 ( We Help One Another)**

**Subtopics:-**

- ❖ Caring for others
- ❖ Duties of family members



**Text Book work:-**

- ❖ Reading and explanation of Text book Page no. 36, 37, 38 & 39.

**Text Book Exercise:-**

- ❖ Exercise on text book page no. 39 & 40.

**A. Who does the following work in your house?**

1. Serve water to guests \_\_\_\_\_
2. Water the plants \_\_\_\_\_
3. Take you to school \_\_\_\_\_
4. Pack your school bag \_\_\_\_\_
5. Cook food \_\_\_\_\_
6. Help you with your homework \_\_\_\_\_

**B. Write four things that you do to help your family:-**


1. Water the plants.
2. Help my mother in kitchen.
3. Help my father to wash car.
4. Keep the house clean

**C. Write four ways in which you have fun with your family:-**

1. Go for picnics
2. Celebrate festivals
3. Watch movies
4. Play games

**D. Mark 😊) for what you do and ☹) for what you don't do:-**

1. Do you polish your shoes
2. Do you study on your own
3. Do you serve water to guests
4. Do you pack your school bag



➤ **Activity on page no. 40**

**Note book work:-**

**C. New words:-**

1. people
2. share
3. children
4. guests
5. festivals
6. problems
7. celebrate
8. relatives

**D.**

**Give two examples:-**

1. Celebrations
  - a. birthday
  - b. festivals
2. Animals have families
  - a. ants
  - b. bees

**CBE based questions:- Given In Student's Buddy Page no. 13**

★ Topic- Chapter -10 ( We Need Shelter)

★ Subtopics:-

- ★ ❖ Types of houses
- ★ ❖ Importance of house
- ★ ❖ Types of roofs



★ Text Book work:-

- ★ ❖ Reading and explanation of Text book Page no. 41, 42 & 43.

★ Text Book Exercise:-

- ★ ❖ Exercise on text book page no. 44

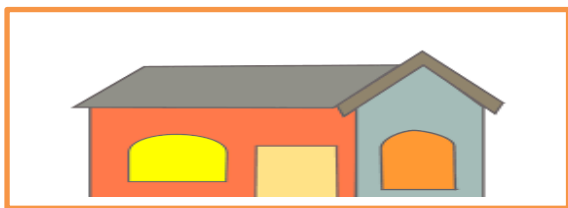
★ E. Circle the correct answer.

- ★ 1. A hut is a kutchha / pucca house.
- ★ 2. Pucca houses are made of straw / bricks.
- ★ 3. A bungalow is a small / big house.
- ★ 4. A house must have lots of plants / bricks around it.

★ F. Fill in the blanks.

- ★ 1. A house protects us from heat, cold, rain, storm, thieves and wild animals.
- ★ 2. The two types of houses are kutchha and pucca houses.
- ★ 3. Kutchha houses are mostly found in villages.
- ★ 4. A pucca house is made of things like cement, bricks, iron, concrete and wood.
- ★ 5. A good house is neat and clean.

★ G. Draw and colour a house found in a place with heavy rains and snowfall.



★ ➤ Activity on page no. 45

★ Note book work:-

★ A. New words:-

- ★ 1. shelter
- ★ 2. protects
- ★ 3. villages
- ★ 4. kutchha

5. pucca
6. bungalow
7. building
8. dustbin

**B. Give two examples:-**

**1. Types of houses**

a. kutcha house and b. pucca house

**2. Types of roofs**

a. flat roof and b. sloping roof

**C. Answer in one word:-**

1. Where do we find kutcha houses?

Ans. In villages

2. Where should we throw the waste?

Ans. In dustbins

**CBE based questions:- (Oral)**

1. Is your house a good house? Discuss.



**Delhi Public School, Gandhinagar**  
**EVS Sample book work**  
**Session -2022-23**

**CLASS -1**

**MONTH – JUNE & JULY**

**2022-23**

Topic- Chapter -4 ( Looking after My Body)

Subtopics:-

- ❖ Taking care of our body
- ❖ Cleaning of our body



Text Book work:-

- ❖ Reading and explanation of Text book Page no. 12, 13 and 14.
- Exercise on text book page no. 15 & 16

A. Colour the circle green for a good habit and red for a bad habit:-

1. We must sleep late at night.
2. We must comb our hair every day.
3. We should brush our teeth in the morning and at night.
4. We should wear dirty clothes.
5. We must keep our nails short and clean.

B. Make orange circles around the things you use daily and brown circles around the things you use once a week:-





**C. Fill in the blanks:-**

1. Wash your hands with water and soap.
2. Take a bathe every day.
3. Change your clothes before going to sleep.
4. Wear clean and ironed clothes.
5. Comb your hair properly.

**D. Tick ( ✓ ) the correct answer:-**

1. You should oil your hair once a week.  
(a) week  (b) mouth (c) year
2. You should sleep at least for eight hours at night.  
(a) five (b) seven (c) eight
3. You should keep your nails short and clean.  
(a) long and clean (b) short and clean  (c) long and dirty

❖ **Activity on text book page no. 16**

❖ **Note Book Work: -**

**A. New words:-**

1. healthy
2. habits
3. clothes
4. exercise
5. knowledge
6. smarter
7. toilet
8. wipe

**B. Give two examples:- (CBE based)**

1. What should we trim regularly to be clean?  
Ans. a. hair b. nails
2. Activities that keep us fit.  
Ans. a. exercise b. outdoor games

C. Tick the correct answer:- (CBE based)

1. Why should we follow good habits?

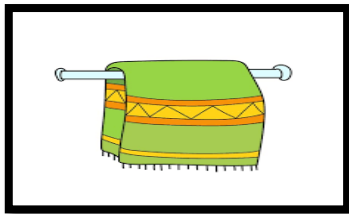
Ans. a. to be a topper  b. to fit and healthy

2. What should we do before meals?

Ans. a. should wash our hand  b. should wash our hair

1. Draw, name and colour:- (CBE based)


a. A thing that is used to clean our body



Towel

CBE based question:-

1. Shweta is sick today. Her teacher told her to follow good cleanliness habits. Help her to find out the bunch of cleanliness habits.



2. As Shweta is sick so she will go to a-

a.



b.



# Topic- Chapter – 5 ( The Clothes We Wear )

## Subtopics:-

- ❖ Different types of clothes
- ❖ Importance of clothes
- ❖ Materials of clothes



## Text Book work:-

- ❖ Reading and explanation of Text book Page no. 18, 19, 20 and 21.

## Text Book Exercise:-


- Exercise on text book page no. 21 & 22

### E. Fill in the blanks. Use words given in the box:-

1. Clothes cover our body.
2. We use wool to make sweaters.
3. Cotton clothes keep us cool.
4. During winter we wear woollen clothes.
5. We wear gumboots to keep our feet dry.



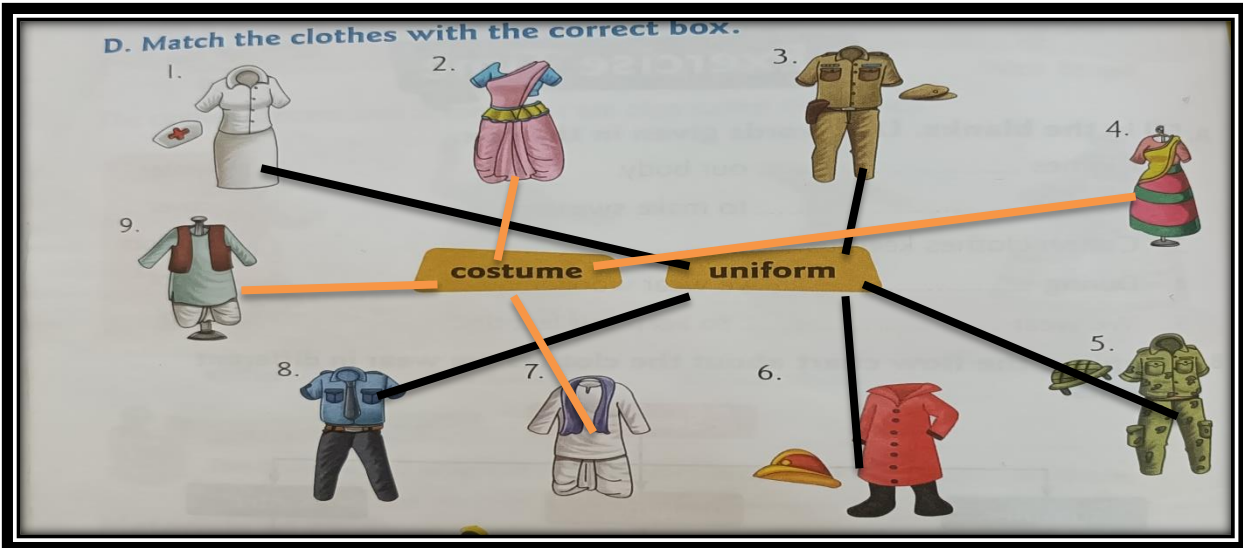
### F. Complete the flow chart about the clothes we wear in different seasons:-



**G. Mark (✓) for a correct statement and (✗) for an incorrect statement:-**

1. Cotton clothes keep us warm. ✗
2. We wear a sweater when it rains so that we do not get wet. ✗
3. People who do the same kind of work wear uniforms. ✓
4. We get wool from the wool plant. ✗
5. Leather is used to make jackets, belts and shoes. ✓

**H. Match the clothes with the correct box:-**



❖ Activity on text book page no. 22

**Note Book Work:-**

**D. New words:-**

2. seasons
3. jacket
4. climate
5. waterproof
6. woollen
7. cotton
8. uniforms
9. costumes

**E. Give two examples- (CBE based)**

1. Leather products.

Ans. a. jacket      b. belt

2. Costumes

Ans. a. kimono      b. saree

**F. Answer the following questions:- (CBE based)**

2. What are called uniforms?

Ans. People who do the same kind of work wear special clothes called uniforms.

2. Why do we wear cotton clothes in summer?

Ans. We wear cotton clothes during summer as are light, absorb sweat and keep us cool.

**G. Draw, name and colour:-**

1. A woollen cloth



Woollen cap

**CBE based questions:-**

1. Today is Mihika's birthday. She organised a fancy dress show on her birthday. All her friends are coming to her birthday party. A clue on the paper is given to each and every one for the fancy dress. They have to wear the dress according to the clue only. Now scratch your mind to solve the clue and find the proper dress.

I come to you when I  
became ill,  
You treat me and boost my  
will.



Jingle bell, jingle bell,  
jingle all the way.



You dance with grace, I  
always see you on the stage.



My post, your post, his  
post, her post. You always  
delivers all post without  
getting roast.



2. Today, on her birthday Mihika is wearing a \_\_\_\_\_

a. School uniform



b. Party frock



Topic- Chapter -6 (Food We Eat)

Subtopics:-

- ❖ Types, sources and importance of food.
- ❖ Healthy food and good eating habits



Text Book work:-

- ❖ Reading and explanation of Text book Page no. 23, 24, 25 & 26

**Text Book Exercise:-**

- Exercise on text book page no. 26

**I. Fill in the blanks:-**

1. We have breakfast in the morning.
2. Water helps us to digest our food.
3. We get fruit from plants.
4. We get milk from cow and goat.
5. A meal with all kind of food in the right amount is a healthy meal.

**J. Make ( 😊 ) for a correct statement and ( ☹️ ) for an incorrect statement:-**

1. We need food to grow and be healthy.
2. We must drink 6-8 glasses of milk every day.
3. We get food from plants and animals.
4. We have dinner in the morning.
5. We eat three main meals in a day.



**K. Put a cross ( X ) on the food we should not eat:-**



➤ Activity on page no. 27

## Note book work:-

### A. New words:-

1. hungry
2. healthy
3. breakfast
4. lunch
5. dinner
6. cereals
7. pulses
8. waste

### B. Give two examples: -

1. Sources of food

Ans. a. Plants

b. Animals

2. Good food habits

Ans. a. Eat healthy food

b. Chew the food well.



**C. Answer the following questions: -**

**1. Why do we need food?**

**Ans. We need food to grow and be healthy.**


**2. What are the three main meals of a day?**

**Ans. The three meals of a day are-**

- 1. breakfast**
- 2. lunch**
- 3, dinner**

**D. Draw, name and colour:-**

**1. A healthy food**



**milk**

**CBE based questions:-**

**1. Class-1 Students went for a school picnic in a resort. They saw lot of food stalls there. After enjoying rides Karan, Ady, Meera and Payal wants to eat healthy food but Vicky, Kayra and Samar want to enjoy junk food. So they prepared a list of healthy food and junk food.**

Healthy food

Junk food

2. Karan listed the benefits of healthy food too and suggested his friends to eat healthy food only.

You also draw pictures of some healthy food which you like to eat.



Topic- Chapter -7 ( Safety Rules)

Subtopics:-

- ❖ Importance of safety
- ❖ Safety rules for home and outside.



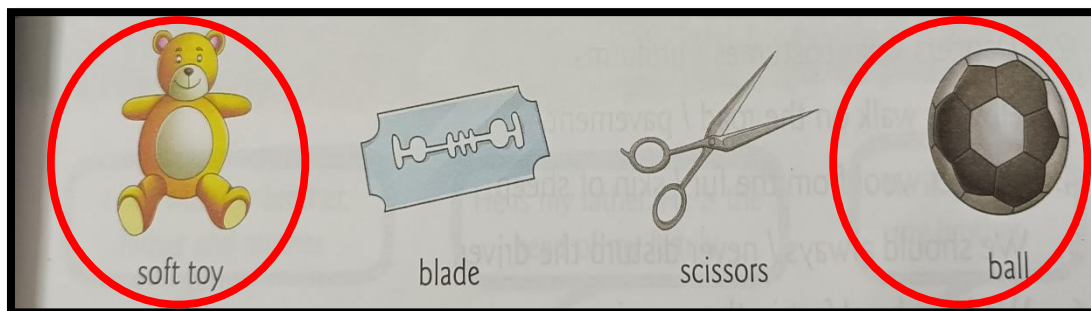
Text Book work:-

- ❖ Reading and explanation of Text book Page no. 28, 29 and 30.

Text Book Exercise:-

- Exercise on text book page no.31.

A. Circle the objects that are safe to play with. Use a red crayon:-



**B. Fill in the blanks with the names of sense organs: -**

1. Walk on the pavement. (pavement / road)
2. Never play with blades. (dolls / blades)
3. Wait in a line for a bus. (line / crowd)
4. When a person gets hurt, take him to a doctor. (driver / doctor)
5. Always play in the playground. (playground / car)

**C. Make ( 😊 ) for correct statement and ( 😞 ) for incorrect statement:-**

1. Run across the road. 😞
2. Do not jump on chairs and desks. 😊
3. Lean over a balcony railing. 😞
4. Do not go alone for a swim. 😊
5. Never disturb the driver. 😊

**❖ Activity on Page no. 31**

**Note Book Work:-**

**A. New words:-**

1. traffic
2. zebra crossing
3. sockets
4. electric wire
5. pavement
6. disturb
7. accident
8. medical

**B. Answer in one word:-**

1. Where should we cross the road?

Ans. Zebra crossing

1. Where should we walk on the road?

Ans. Pavement

**D. Answer the following questions:-**

1. Why should we follow safety rules?

Ans. We should follow safety rules to avoid any accident or injury.

2. What is "First aid"?

Ans. First Aid is the medical help we give before the doctor comes.

**E. Draw, name and colour:-**

1. Traffic light



**Red says - STOP**

**Yellow says - READY**


**Green says - GO**

**CBE based questions:-**

Riya's parents are not at home. She is alone at home. Her mother told her to follow the safety rules. She is confused that what will be the safety rules at home. She called Aman to ask the same. Aman explained her all the safety rules. Can you also help her to l



1	<hr/>
2	<hr/>
3	<hr/>
4	



**Delhi Public School, Gandhinagar**  
**EVS Sample book work**  
**Session -2022-23**

**CLASS 1**

**MONTH- APRIL & MAY**

**SYLLABUS- Chapter -1 ( About Me)**


**Chapter -2 ( My Body)**

**Chapter -3 (My Sense Organs)**

Topic- Chapter -1 ( About Me)

Subtopics:-

- ❖ Self-introduction
- ❖ Likes and dislikes
- ❖ Address



Pg-1

Text Book work:-

- ❖ Reading and explanation of text book Page no.


Pg-1

Text Book Exercise:-

- ❖ Exercise on text book page no.

Pg-2

- Saina told you about herself. She wants to be your friend and wants to know you. Tell her about herself.



Hello Saina!

I am Aditi.

I am a six year old girl. (girl/boy)

My birthday is on 15<sup>th</sup> February.

I study in Delhi Public School in Class I.

- My Family

My father's name is Mr. Suresh.

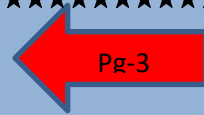
My mother's name is Ms. Shital.

My address is Motera, Gandhinagar.

- This is my family photograph.



❖ Exercise on text book page no.




➤ I like (Paste picture or draw)


Food



Game



Animal



Dress

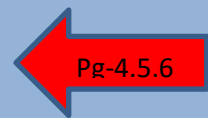


➤ I do not like (Write what you do not like)

- I do not like to fight.
- I do not like to make noise.
- I do not like eat chips.

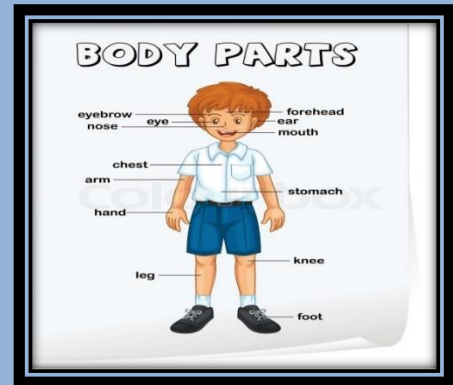
❖ Activity on text book page no. 03

Topic- Chapter -2 ( My Body)



Subtopics:-

- ❖ Different body parts
- ❖ Name and functions of body parts



Text Book work:-

❖ Reading and explanation of text book Page no. 4, 5 and 6.



## Text Book Exercise:-


➤ Exercise on text book page no.

Pg-7

A. Name the body parts with the help of the clues:-

**Exercise Time**

A. Name the body parts with the help of the clues.



yee	eye	hrai	hair
fcea	face	hdea	head
nsae	nose	era	ear
wsrit	wrist	amr	arm
lge	leg	hnad	hand
ftee	feet	soet	toes

B. Circle the correct answer:

1. I have black / brown hair.
2. I have long / short hair.
3. I have small / big feet.
4. I have white / yellow teeth.
5. I have curly / straight hair.

C. Fill in the blanks. Use words from the box:-

five      two      legs      hand      two

1. My legs help me to walk.
2. I have five fingers in one hand.
3. I have two hand and two feet.
4. I use my hand to write.

## Note Book Work:-

### A. New words:-

1. body
2. finger
3. stomach
4. shoulders
5. exercise
6. kick
7. push
8. shrug

### B. Give two examples:-

1. Body part that are one in number  
Ans. a. nose      b. stomach
2. Activities done by using our hands and legs.  
Ans. a. swim      b. crawl

### C. Answer the following questions: - (CBE)

1. How do we carry our bags?

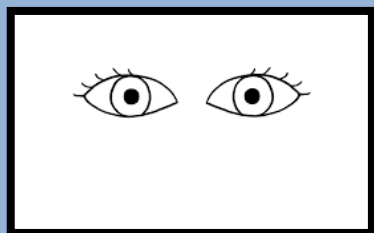
Ans. We carry our bags by using our back and shoulders.

2. Why should we take care of our body?

Ans. We should take care of our body to be fit and healthy.


### 2. Draw, name and colour: - (CBE)

1. A part of your face



Eyes

2. A body part that is below your waist



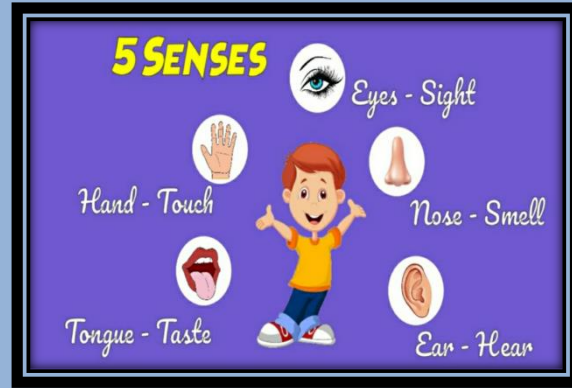
Leg

Topic- Chapter -3 (My Sense Organs)

Pg-8,9,10

Subtopics:-

- ❖ Different sense organs
- ❖ Name and functions of sense organs



Text Book work:-

- ❖ Reading and explanation of Text book Page no. 8, 9 and 10.

Text Book Exercise:-

- Exercise on text book page no.

Pg-10,11

A. Match the two columns:-

Column A		Column B		
1.	eyes	(2)	(a)	smell
2.	nose	(4)	(b)	feel
3.	ears	(5)	(c)	taste
4.	skin	(3)	(d)	hear
5.	tongue	(1)	(e)	see

B. Fill in the blanks with the names of sense organs:-

1. I read a book with my eyes.
2. I use my tongue to taste an ice cream.
3. I can feel a soft toy with my skin.
4. I hear the sound of drums with my ears.
5. I smell a flower with my nose.

**C. Look at the picture of the cat given below. Compare its body parts with yours and fill in the blanks**

1. I have two eyes and so does the cat.
2. I have two legs but the cat has four legs.
3. I have no tail but the cat has one tail.
4. I have one tongue and so does the cat.
5. I eat with my mouth like the cat.

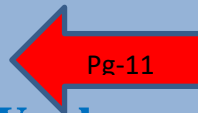


**D. Make (  ) for a correct statement and (  ) for an incorrect statement:-**

1. Our hands are also sense organs.
2. We taste with our tongue.
3. Our eyes help us to smell.
4. Our skin helps us to feel things.



**❖ Activity on Page no.**



**Notebook Work:-**

**A. New words:-**

1. sense organs
2. tongue
3. taste
4. touch
5. smells
6. sour
7. bitter
8. salty

**B. Give two examples: - (CBE)**

1. Functions of skin.

Ans. a. feel    b. touch

1. Sour things.

Ans. a. lemon    b. orange

**C. Answer the following questions: -**

1. How many sense organs do we have? Name them.

Ans. We have **five** sense organs. **Eyes, ears, nose, tongue and skin.**


**D. Draw, name and colour: - (CBE)**

1. It helps us to enjoy ice-cream



**Tongue**

2. A thing that is soft



**Pillow**