

12-01-23

Colour the traffic light and the zebra crossing.




Traffic Light 12.03.23

We see traffic lights on the road. They are red, yellow and green. Listen to the rhyme and repeat it to know what each light means.

Red Light, Red Light...

Red light, red light,
What do you say?
I say stop, and stop right away.
Yellow light, yellow light,
What do you mean?
I mean wait till the light is green.
Green light, green light,
What do you say?
I say go, and go right away.



We also see black and white stripes on the road near the traffic lights. We call them **zebra crossing**. We should cross the road only at the zebra crossing to be safe.

Vehicles

10-01-23

On Land


Say the names of these vehicles that move on land.



car



scooter




metro




auto-rickshaw



bicycle



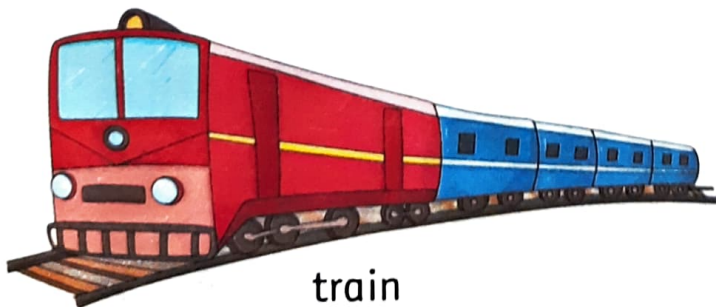
cycle rickshaw



truck



motorbike



train



bus

For the Teacher: Tell the children that train and metro also move on land but they are categorised as rail transport since they run on tracks.

11-01-23

Match the vehicles to the number of wheels they have.



20.12.22

Circle the person whose help is needed.



to study



to treat us



to cut our hair



to catch a thief



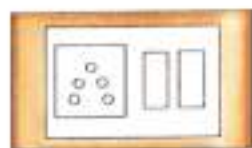
20.12.22

Number the pictures in the correct order in each column.




Be Safe 17.12.22

Cross (x) the things that are not safe for children to use.



Cross (x) the odd thing in each set.



Policeman

Look at the pictures of a police station and a policeman. Talk about them.



Circle the things a policeman uses.



For the Teacher: Talk about the role of a policeman in our lives.

13.12.22 Hairdresser

Look at the pictures of a hairdresser and a salon. Talk about them.



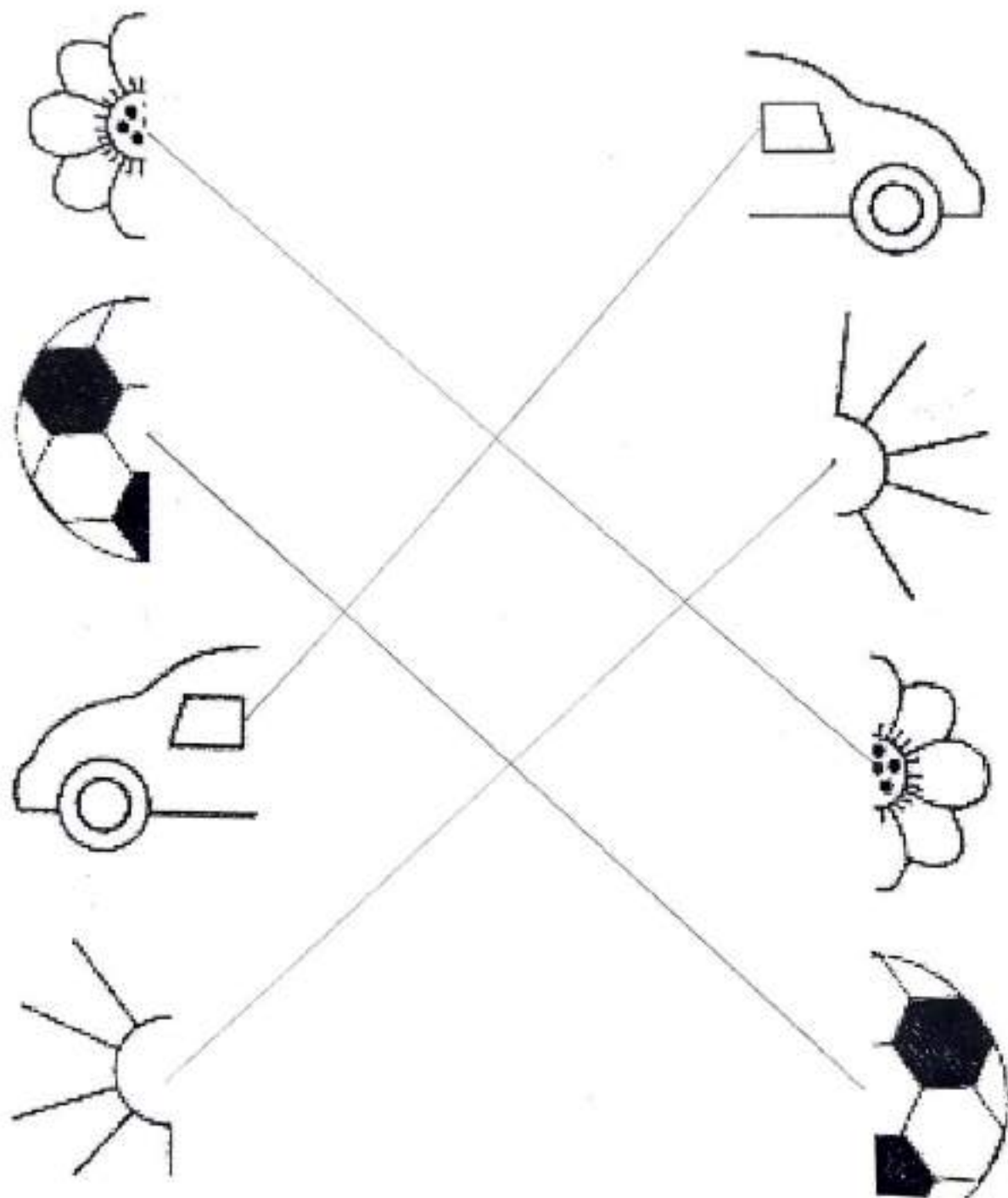
Circle the things a hairdresser uses.



For the Teacher: Talk about when we go to a hairdresser.

13.12.22

Match with its half



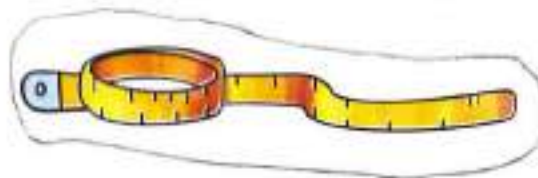
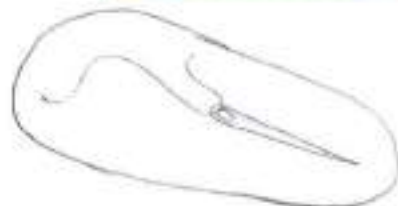

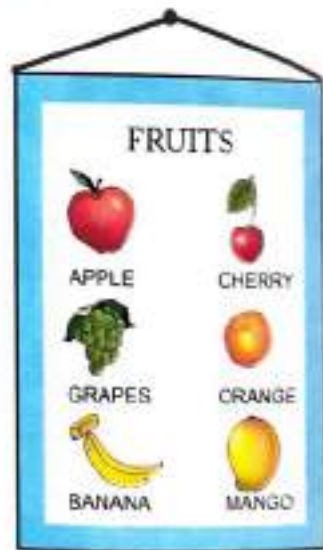
10.12.22

Tailor

Look at the picture of a tailor and his shop. Talk about them.


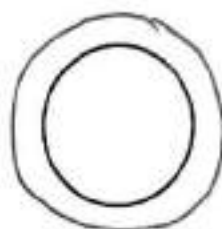



Circle the things a tailor uses to make our clothes.



For the Teacher: Talk about the process of making clothes.

Circle the picture that is different.



9.12.22

Doctor and Nurse

Look at the pictures of a doctor, a nurse and a hospital. Talk about them.



Circle the things a doctor uses to treat a patient.



For the Teacher: Talk about when we need to go to a doctor and how a nurse helps us.


Our Helpers

Teacher

Look at the picture of a teacher teaching in a classroom. Talk about it.



Circle the things your teacher uses in class.



For the Teacher: Talk about the importance of a teacher and how children should behave with them.

7.12.22

Colour the picture and talk about the festival of Id:



Circle the first letter of the given things we eat and drink.



E

A

I

S

R

Q



R

D

B

M

N

S



J

F

T

B

C

P



29.11.22

Food We Eat

We need food to live. We eat different types of food.



chapatti



vegetable curry



juice



rice



eggs



soup



pizza



dal



milk



fruits



meat



burger



bread



biscuits

29-11-22

Draw lines to take the fruits and vegetables to the correct baskets.



28.11.22

Circle the odd one in each row.



28.11.22

Circle only the vegetables.



Vegetables

Say the names of these vegetables aloud.



cabbage



radish



potato



cauliflower



spinach



brinjal



chillies



bitter gourd



capsicum



cucumber



coriander



beetroot



pumpkin



tomato



peas



onion



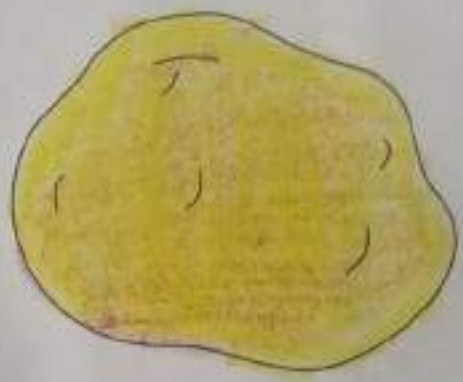

ladies' fingers



carrot

9.11.22

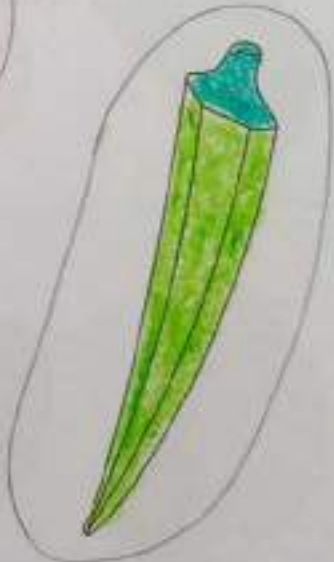

See the vegetable key and colour the vegetables. Then, circle the vegetables you like to eat.



21.10.22

See the vegetable key and colour the vegetables. Then, circle the vegetables you like to eat.

Key





capsicum



cucumber



beetroot



coriander



pumpkin



tomato



peas



purple onion



ladies' fingers



carrot

Vegetables

Say the names of these vegetables aloud.



cabbage



radish



potato



cauliflower



spinach



brinjal



chillies



bitter gourd

19.10.22

Write the first letter of the names of these fruits in the boxes.



A



O



B



W



P



G



S




C



P

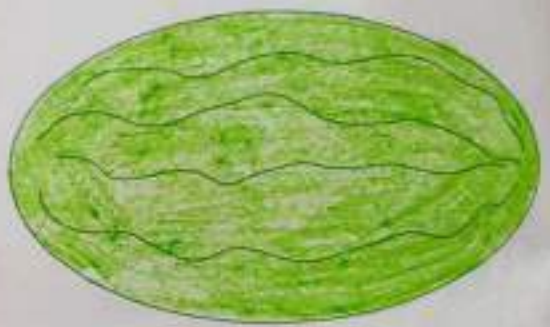
19.10.22

Match the fruits to the plants we get them from.



18-10-22

Colour the fruits according to their colour.



18.10.22

Fruits

Say the names of these fruits aloud.



mango



watermelon



banana



apple



coconut



orange



papaya



grapes



guava



strawberry






pineapple



pomegranate

Circle the two same flowers in each row.



13/10/22
Flowers

Flowers are the colourful parts of plants.

Say the names of these flowers aloud.



rose



sunflower



lotus



marigold



jasmine



tulip



hibiscus

Match the same leaves to form pairs.



11-10-22


Leaves

All leaves do not look the same. They have different shapes and sizes.




10.10.22

Match the same things to form pairs.



10.10.22

Parts of a Tree



For the teacher: Take the children to the garden and show them the external parts of a tree.

Tick (✓) the activities in which water is being used.





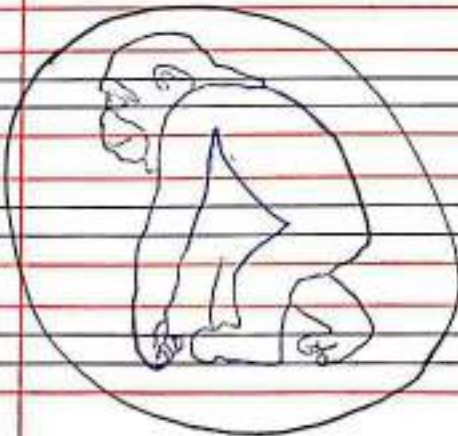


WORK DONE FROM
1st September to 15th September
SUBJECT : EVS

5.9.22

Page No.:	
Date:	youva

Revision-2 (EVS)

Circle the wild animals.



2.9.22

Page No.	100/10
Date	

Revision-1 (EVS)

Colour the pictures.





WORK DONE FROM
16th August to 30th August
SUBJECT : EVS



23/8/22

See the key and circle all the insects in the picture.

Key



◆ Insects on this page: ladybird, bees, butterflies, ants, cockroach

For the Teacher: Show pictures and talk about insects and where all we can find them.

Insects

Insects are very small animals. Say their names.



bee



cockroach



ant



butterfly



ladybird



fly



wasp



mosquito

Circle only the birds.



Birds

We see many birds around us. Say their names.



pigeon



parrot



sparrow



crow



peacock



cock



hen



duck



eagle



owl

17.8.22

Tick (✓) only the farm and pet animals.





WORK DONE FROM
1st August to 15th August
SUBJECT : EVS

10.8.22
Circle only the pet animals.

The worksheet contains the following illustrations:

- A lion (not circled)
- A dog (circled)
- A green parrot (circled)
- A monkey (not circled)
- A black crow (not circled)
- A red and white spotted fish (circled)
- A yellow and brown snake (not circled)
- A white rabbit (circled)

24

10-15-22

Pet Animals

We keep some animals at our homes. We call them **pet animals**.



dog



cat




parrot



fish


6-8, 22

Say the names of the farm animals and match them to their shadows



Farm Animals

Some animals live on farms. They are useful to us.



2.8.22

Draw lines to match the front of each animal to its back.



1.8.22



monkey



deer



snake




leopard



rhinoceros

Circle the king of the forest.



1-8-22

Wild Animals

Animals that do not live in or around our homes or farms are called wild animals. We can see some wild animals in a zoo.



bear



hippopotamus



tiger



elephant



lion



giraffe


















WORK DONE FROM
16th July to 30th July
SUBJECT : EVS

18.7.22

Colours (Revision)


Match the crayons to the pictures of the same colour.

31



WORK DONE FROM
1st July to 15th July
SUBJECT : EVS



13.7.22

Grey Colour

This is grey colour.



Colour the pictures grey and say their names.



pigeon



stones



elephant

6.7.22

Purple Colour

This is purple colour.



Colour the pictures purple and say their names.



grapes



brinjal



plum



turnip

11-7-22

Orange Colour

This is orange colour.



Colour the pictures orange and say their names.



orange



marigold



carrot



pumpkin



basketball

Pink Colour

This is pink colour.



Colour the pictures pink and say their names.



rose



lotus



flamingo



OVC WORK DONE FROM
6th APRIL TO 30th JUNE
SUBJECT : EVS

DS-6-22

Circle the things you have in your classroom.

14

27.6.22

My School and Classroom

Children do many activities in school. Tick (✓) the ones you do in your school.



For the teacher: Talk about other activities the children do in school.

Cross (x) the thing that does not belong to the room.



20.6.22

Match the things to the rooms they belong to.



17.6.22

Talk about the pictures showing some ways to have fun with the family. Tick (✓) the happy times you have with your family.



Playing games



Listening to stories



Having meals



Going out



Relaxing

Match the things to the correct family members.

The image shows a matching exercise. On the left side, there are six items: a purple tie, a gold necklace with a yellow pendant, a wooden cricket bat, a golf club, a pair of blue-rimmed glasses, and a pink and white striped headband with a green bow. On the right side, there are six family members: an elderly woman in a blue patterned sari, a young boy in a blue shirt holding a cricket bat, a man in a purple shirt and tie, a woman in a green sari, a young girl in a blue patterned shirt, and an elderly man in a white shirt with a cane. Lines connect the items to the family members: the tie connects to the man in the purple shirt; the necklace connects to the woman in the green sari; the cricket bat connects to the young boy; the golf club connects to the elderly man; the glasses connect to the elderly woman; and the headband connects to the young girl.

2.5.22

My Family

Tick (✓) the family members who live with you in the same house.



mother



father



grandfather



grandmother



brother



sister



aunt



uncle

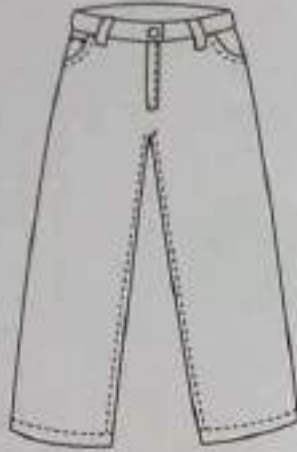


cousins

29.4 22

Clothes I Wear

Colour the clothes only girls wear and boys do not.



Circle the things both boys and girls can wear.



25.4.22

Listen to the question. Colour the happy face for the correct answer and the sad face for the incorrect answer.

Is this Rohan's nose?



Is this Ria's foot?



Is this Nida's cheek?



Is this David's leg?



Is this Shiva's neck?




Is this Lima's eye?



For the Teacher: Assist the children to do the exercise by asking the questions in class.

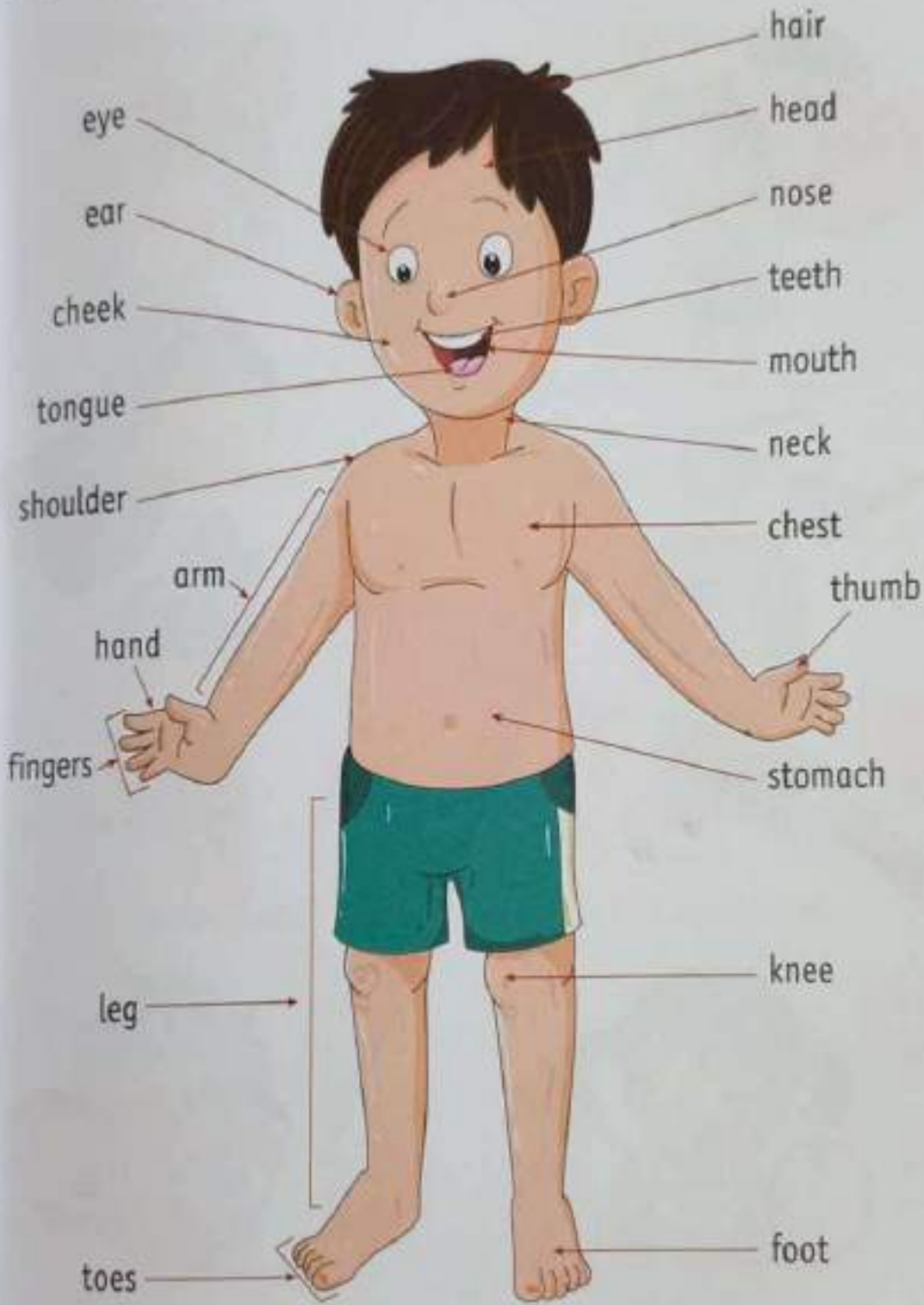
21.4.22

Match the things to the body parts on which we wear them.



19.11.22
My Body

Say the names of the body parts.



18.4.22

Colour the correct number of candles to show your age.



I am years old.

13-4-22

Myself

Colour the placard with letter **G** if you are a girl and letter **B** if you are a boy.

