

Delhi Public School Gandhinagar

Academic session (2020-21)

Class I

Subject: Mathematics

**CHAPTER 1 – Numbers upto 20**

## Textbook Work Page No: 1 and 2

### Notebook Work

- Revision of Numbers
- Numbers 1 to 10
- Number Names 1 to 10

### Note Book work

#### Revision of Numbers

- Numbers 1 to 10

T	O
	1
	2
	3
	4
	5
	6
	7
	8
	9
1	0

- Number Names 1 to 10

T	O	
	1	One
	2	Two
	3	Three
	4	Four
	5	Fifty
	6	Six
	7	Seven
	8	Eight
	9	Nine
1	0	Ten

**Textbook Work Page No: 2,3,and4**

**Notebook Work:**

**Write the numbers 11-20 Tens and Ones**

T	O				
1	1	1	Ten	1	One
1	2	1	Ten	2	Ones
1	3	1	Ten	3	Ones
1	4	1	Ten	4	Ones
1	5	1	Ten	5	Ones
1	6	1	Ten	6	Ones
1	7	1	Ten	7	Ones
1	8	1	Ten	8	Ones
1	9	1	Ten	9	Ones
2	0	2	Tens	0	Ones

**Number names 11-20**

T	O	
1	1	Eleven
1	2	Twelve
1	3	Thirteen
1	4	Fourteen
1	5	Fifteen
1	6	Sixteen
1	7	Seventeen
1	8	Eighteen
1	9	Nineteen
2	0	Twenty

➤ Tb pg-5,6,7,8

➤ What comes after, before and between up to 20 in Notebook

### Before Numbers

<b>8</b>	<b>9</b>
<b>4</b>	<b>5</b>
<b>9</b>	<b>10</b>
<b>6</b>	<b>7</b>

### After Numbers

<b>18</b>	<b>19</b>
<b>11</b>	<b>12</b>
<b>10</b>	<b>11</b>
<b>3</b>	<b>4</b>

### Between Numbers

<b>9</b>	<b>10</b>	<b>11</b>
<b>17</b>	<b>18</b>	<b>19</b>
<b>11</b>	<b>12</b>	<b>13</b>
<b>1</b>	<b>2</b>	<b>3</b>

- Circle the smaller number
- Circle the bigger number
- Tb-pg-9,10

Circle the smaller number

9	10	1
11	7	9
1	6	13
10	12	4

Circle the bigger number

19	7	15
11	6	13
18	20	4
1	9	14

- Write the numbers from smallest to biggest
- Write the numbers from biggest to smallest
- Tb Pg-11,12,13,14,18,19

Arrange the numbers from smallest to biggest

a.

9	7	5
---	---	---

Ans.

5	7	9
---	---	---

b.

13	4	9
----	---	---

Ans

4	9	13
---	---	----

c.

19	8	14
----	---	----

Ans

8	14	19
---	----	----

**Arrange the numbers from biggest to smallest**

**a.**

9	17	5
---	----	---

**Ans**

17	9	5
----	---	---

**b.**

13	20	9
----	----	---

**Ans**

20	13	9
----	----	---

**c.**

11	18	16
----	----	----

**Ans**

18	16	11
----	----	----

Delhi Public School Gandhinagar

Academic session (2020-21)

Class I

Subject : Mathematics

**Sample work for May and June Month**

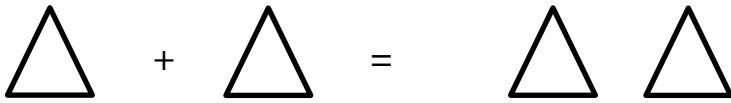
**CHAPTER 2 – Addition up to 10**



**Textbook Work Page No: 20 ,21,22**

**Notebook Work**

➤ **Count the objects and write in the box.**



+  =

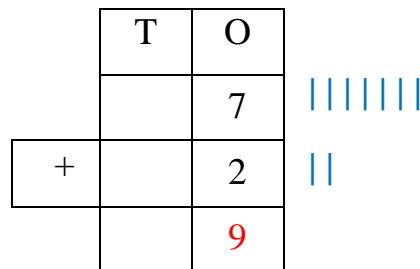
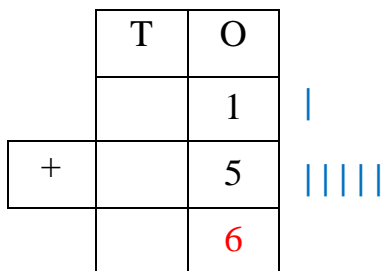
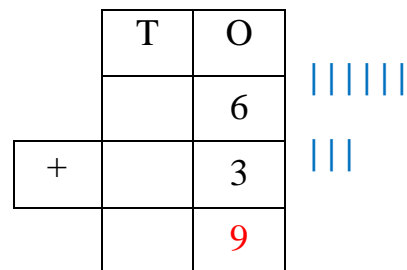
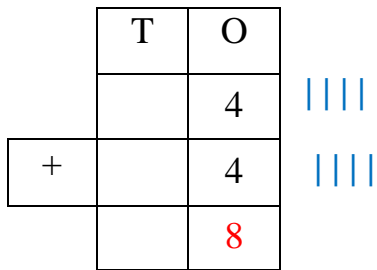


+  =

**Textbook Work Page No: 23,24**

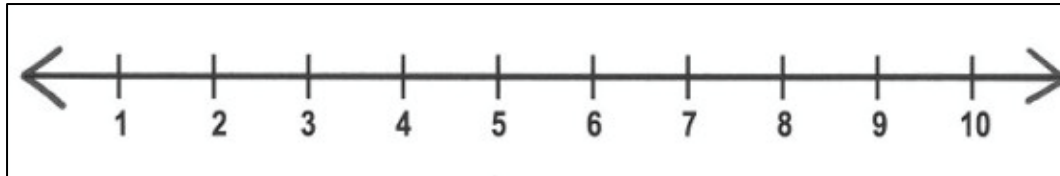
**Notebook Work**

➤ **Add by drawing lines**



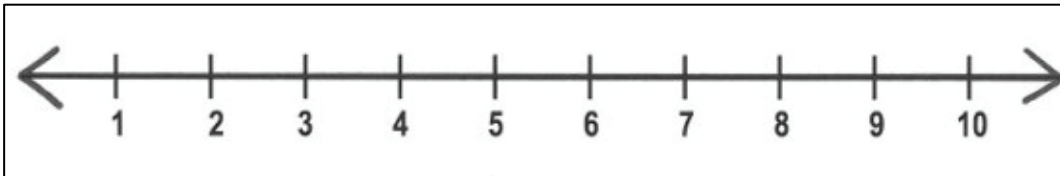
- Tb pg-25,26,27
- Notebook
- Add by using number line.

a.



$$6 + 2 = \boxed{8}$$

b.



$$5 + 2 = \boxed{7}$$

- Notebook work
- Story sums
- Tb-pg-28,29,30,31

### STORY SUMS

a. Ram has 5 pencils, his friend gave him 3 more pencils. How many pencils he has altogether?

Number of pencils Ram has

Number of pencils his friend gave

Total

	T	O
		5
+		3
		8

**ANS** – Ram has 8 pencils altogether.

b. Ritu bought 3 blue balloons and 6 red balloons. How many balloons did she buy altogether?

Number of blue balloons Ritu bought

Number of red balloons Ritu bought

Total

	T	O
		3
+		6
		9

**Ans-** Ritu has 9 balloons altogether.

- Text book pg – 34,35,36,37

Maths Text book pages covered in PPT

Delhi Public School Gandhinagar

Academic session (2020-21)

Class I

Subject : Mathematics




**CHAPTER 3 – Subtraction upto 10**

**Month - July**




**Textbook Work Page No: 39,40,41**

**Notebook Work**




➤ **Subtract by counting.**

1.  -  = 


-  =

2.  -  = 

-  =

3.  -  = 

-  =

4.  -  = ?

-  =

**Textbook Work Page No: 42,43,44,45,46**

**Notebook Work**

➤ **Subtract by crossing line**

	T	O	
		6	XXXX
-		4	
		2	

	T	O	
		5	X X X
-		3	
		2	

	T	O	
		7	X
-		2	
		5	

	T	O	
		9	X
-		3	
		6	

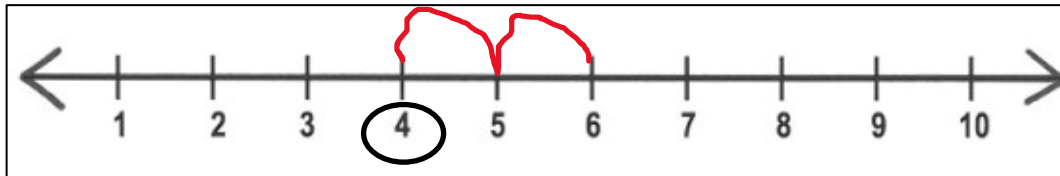
	T	O	
		5	X
-		2	
		3	

	T	O	
		8	XXXX
-		4	
		4	

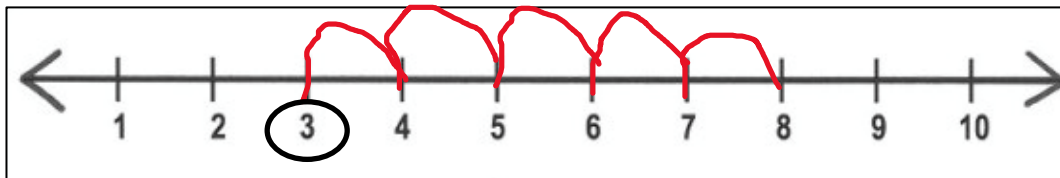
➤ Tb pg-47,48,49,50,51

➤ Notebook

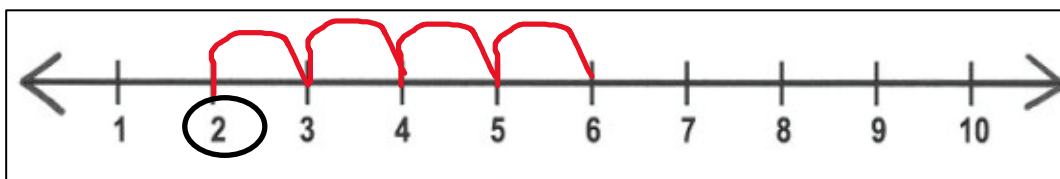
➤ Subtract by using number line.



a.  $6 - 2 =$



b.  $8 - 5 =$



c.  $6 - 4 =$



Story sums

➤ Tb-pg-52,53,54

➤ Notebook Exercise

STORY SUMS

a. Ritu has 7 pens, she gave 2 pens to her friend. How many pens are left with her?

Number of pens Ritu has

Number of pens she gave to her friend

Left

	T	O
		7
-		2
		5

**Ans – Ritu has 5 pens left.**

b. There are 8 buses in a school. 3 buses are sent to pick up children. How many buses are left?

Number of buses

Number of buses sent to pickup children

Left

	T	O
		8
-		3
		5

**Ans- 5 buses are left.**

Text book pg – 55,56,57,58

Delhi Public School Gandhinagar

Academic session (2020-21)

Class I

Subject: Mathematics

**AUGUST MONTH**

**CHAPTER 5 – Addition up to 20**

**Textbook Work Page No: 75,76,77**

**Notebook Work:**

➤ **Add the following**

	T	O
		7
+		7
	1	4

	T	O
	1	1
+		8
	1	9

	T	O
		8
+		5
	1	3

	T	O
	1	3
+		3
	1	6

	T	O
		9
+		6
	1	5

	T	O
	1	2
+		7
	1	9

➤ **Tb-pg-78,79,80**

➤ **Tb-pg-81,82,83**

- Notebook work
- Story sums



### STORY SUMS

a. Anu has 5 red balls. Tom has 5 blue balls. How many balls do they have in all?

Number of red balls Anu has

Number of blue balls Tom has

	T	O
		5
+		5
	1	0

**Total**

**ANS** – They have 10 balls altogether.



b. There are 12 boys in a class. 2 more boys join them. How many boys are there in all?

Number of boys in the class

Number of boys joined

	T	O
	1	2
+		2
	1	4

**Total**

**Ans-** There are 14 boys in all.

- Text book pg – 84,85,86

Delhi Public School Gandhinagar

Academic session (2020-21)

Class I

Subject: Mathematics

**CHAPTER 6 – Subtraction up to 20**

Textbook Work Page No: 87,88,89

Notebook Work

➤ Subtract the following

	T	O
	1	7
-		5
	1	2

	T	O
	1	9
-		6
	1	3

	T	O
	1	5
-		3
	1	2

	T	O
	1	8
-		4
	1	4

	T	O
	1	7
-		0
	1	7

	T	O
	1	7
-		6
	1	1

- Tb pg-90,91,92,93
- Tb-pg-94,95,96

**STORY SUMS**

a. Ram has 18 oranges. 6 of them are rotten. How many oranges are left?

Number of oranges Ram has

Number of rotten oranges

	T	O
	1	8
-		6
	1	2

Left

**Ans – 12 oranges are left with him.**

b. Sam has 15 pens. 5 of them are broken. How many pens are left ?

Number of pens Sam has

Number of pens broken

	T	O
	1	5
-		5
	1	0

Left

**Ans- 10 pens are left.**

- Text book pg – 97,98

Delhi Public School Gandhinagar

Academic session (2020-21)

Class I

Subject: Mathematics

**Chapter 8 – Numbers upto 100**



**Textbook Work Page No: 109,110**

**Notebook Work**

➤ **Numbers 21 to 30**

T	O				
2	1	2	Tens	1	One
2	2	2	Tens	2	Ones
2	3	2	Tens	3	Ones
2	4	2	Tens	4	Ones
2	5	2	Tens	5	Ones
2	6	2	Tens	6	Ones
2	7	2	Tens	7	Ones
2	8	2	Tens	8	Ones
2	9	2	Tens	9	Ones
3	0	3	Tens	0	Ones

➤ **Write Number Names: 21 - 30**

T	O	
2	1	Twenty one
2	2	Twenty two
2	3	Twenty three
2	4	Twenty four
2	5	Twenty five
2	6	Twenty six
2	7	Twenty seven
2	8	Twenty eight
2	9	Twenty nine
3	0	Thirty

**Textbook Work Page No: 111**

**Notebook Work**

**Write the Number Names 31-40**

T	O				
3	1	3	Tens	1	One
3	2	3	Tens	2	Ones
3	3	3	Tens	3	Ones
3	4	3	Tens	4	Ones
3	5	3	Tens	5	Ones
3	6	3	Tens	6	Ones
3	7	3	Tens	7	Ones
3	8	3	Tens	8	Ones
3	9	3	Tens	9	Ones
4	0	4	Tens	0	Ones

➤ **Write Number Names: 31 - 40**

T	O	
3	1	Thirty one
3	2	Thirty two
3	3	Thirty three
3	4	Thirty four
3	5	Thirty five
3	6	Thirty six
3	7	Thirty seven
3	8	Thirty eight
3	9	Thirty nine
4	0	Forty

➤ **Tb pg-112 ,113**

➤ **Note book work -Write the Number Names 41-50**

T	O				
4	1	4	Tens	1	One
4	2	4	Tens	2	Ones
4	3	4	Tens	3	Ones
4	4	4	Tens	4	Ones
4	5	4	Tens	5	Ones
4	6	4	Tens	6	Ones
4	7	4	Tens	7	Ones
4	8	4	Tens	8	Ones
4	9	4	Tens	9	Ones
5	0	5	Tens	0	Ones

➤ **Write Number Names: 41 - 50**

T	O	
4	1	Forty one
4	2	Forty two
4	3	Forty three
4	4	Forty four
4	5	Forty five
4	6	Forty six
4	7	Forty seven
4	8	Forty eight
4	9	Forty nine
5	0	Fifty

➤ **Tb pg-114, 115, 116, 117**

➤ **Notebook work - Write the Number Names 51 - 60**

T	O				
5	1	5	Tens	1	One
5	2	5	Tens	2	Ones
5	3	5	Tens	3	Ones
5	4	5	Tens	4	Ones
5	5	5	Tens	5	Ones
5	6	5	Tens	6	Ones
5	7	5	Tens	7	Ones
5	8	5	Tens	8	Ones
5	9	5	Tens	9	Ones
6	0	6	Tens	0	Ones

➤ **Write Number Names. 51 - 60**

T	O	
5	1	Fifty one
5	2	Fifty two
5	3	Fifty three
5	4	Fifty four
5	5	Fifty five
5	6	Fifty six
5	7	Fifty seven
5	8	Fifty eight
5	9	Fifty nine
6	0	Sixty

➤ **Tb pg-118**

➤ **Notebook work - Write the Number Names 61 - 70**

T	O				
6	1	6	Tens	1	One
6	2	6	Tens	2	Ones
6	3	6	Tens	3	Ones
6	4	6	Tens	4	Ones
6	5	6	Tens	5	Ones
6	6	6	Tens	6	Ones
6	7	6	Tens	7	Ones
6	8	6	Tens	8	Ones
6	9	6	Tens	9	Ones
7	0	7	Tens	0	Ones

➤ **Write Number Names: 61 - 70**

T	O	
6	1	Sixty one
6	2	Sixty two
6	3	Sixty three
6	4	Sixty four
6	5	Sixty five
6	6	Sixty six
6	7	Sixty seven
6	8	Sixty eight
6	9	Sixty nine
7	0	Seventy

➤ **Tb pg-119**

➤ **Notebook work - Write the Number Names 71 - 80**

T	O				
7	1	7	Tens	1	One
7	2	7	Tens	2	Ones
7	3	7	Tens	3	Ones
7	4	7	Tens	4	Ones
7	5	7	Tens	5	Ones
7	6	7	Tens	6	Ones
7	7	7	Tens	7	Ones
7	8	7	Tens	8	Ones
7	9	7	Tens	9	Ones
8	0	8	Tens	0	Ones

➤ **Write Number Names: 71 - 80**

T	O	
7	1	Seventy one
7	2	Seventy two
7	3	Seventy three
7	4	Seventy four
7	5	Seventy five
7	6	Seventy six
7	7	Seventy seven
7	8	Seventy eight
7	9	Seventy nine
8	0	Eighty

➤ **Tb pg-120**

➤ **Notebook work - Write the Number Names 81 - 90**

T	O				
8	1	8	Tens	1	One
8	2	8	Tens	2	Ones
8	3	8	Tens	3	Ones
8	4	8	Tens	4	Ones
8	5	8	Tens	5	Ones
8	6	8	Tens	6	Ones
8	7	8	Tens	7	Ones
8	8	8	Tens	8	Ones
8	9	8	Tens	9	Ones
9	0	9	Tens	0	Ones

➤ **Write Number Names: 81 - 90**

T	O	
8	1	Eighty one
8	2	Eighty two
8	3	Eighty three
8	4	Eighty four
8	5	Eighty five
8	6	Eighty six
8	7	Eighty seven
8	8	Eighty eight
8	9	Eighty nine
9	0	Ninety

➤ **Tb pg-121**

➤ **Notebook work - Write the Number Names 91 - 100**

H	T	O				
	9	1	9	Tens	1	One
	9	2	9	Tens	2	Ones
	9	3	9	Tens	3	Ones
	9	4	9	Tens	4	Ones
	9	5	9	Tens	5	Ones
	9	6	9	Tens	6	Ones
	9	7	9	Tens	7	Ones
	9	8	9	Tens	8	Ones
	9	9	9	Tens	9	Ones
1	0	0	10	Tens	0	Ones

**Write Number Names: 91 – 100**

H	T	O	
	9	1	Ninety one
	9	2	Ninety two
	9	3	Ninety three
	9	4	Ninety four
	9	5	Ninety five
	9	6	Ninety six
	9	7	Ninety seven
	9	8	Ninety eight
	9	9	Ninety nine
1	0	0	Hundred

- Tb pg-122, 123,124,125
- Tb pg- 126, 127, 128, 129, 130
- *Revision will be done through S. Buddy (Student's buddy) worksheets.*