




DELHI PUBLIC SCHOOL, GANDHINAGAR

SESSION – 2020 – 21

SUBJECT – ENGLISH

SAMPLE NOTE-BOOK



MONTH - APRIL

Lesson - 1

The Clever Rat

- Reading and understanding the poem.

Text Book Exercise

A Comprehension

A1. Match the pictures in Column A with the words in Column B. Number 1 is done for you.

Column A



Column B

3. a. cheese

4 b. rat

c. fan

2. d. cat

A2. Complete the following phrases.

1. a fat black cat

2. a little brown rat

3. a big brown fan

4. yellow cheese



Vocabulary

Look at the given pictures. Then fill in the missing letters. Number 1 is done for you.

1.



b . a . by

2.



c . a . r

3.



b . u . n

4.



b . a . ll

5.



g . i . . ft

6.



fr . o . g

7.



h . a . nd

8.



l . a . mp

(In notebook)



I. New Words.

- a. little
- b. Ratty
- c. Blacky
- d. clever
- e. jumps
- f. cheese
- g. cannot
- h. brown

II. Make sentences for the following words.

- a. Clever – Ratty is a clever rat.
- b. Brown – Ratty is a little brown rat.
- c. Jumps – Blacky jumps on the fan.
- d. Little – Ratty is a little rat.

P.W.

- Learn the new words.
- Make sentence for the following word.

a. Cheese - _____.


Question and Answers of Lesson -1

Q.1 What is the name of little brown rat?

Ans. The name of little brown rat is Ratty.

Q.2 What does Ratty like to eat?

Ans. Ratty likes to eat cheese.



T.B Page no. – 10.

Lesson – 2

Houses Big and Small.



➤ Reading and understanding the poem.

Lesson – 2
Houses Big and Small

Reading and understanding the poem.

2

Houses Big and Small

Some houses are big
And some are small.
Some houses are wide
And some are tall.

So many houses
Wherever I roam.
But the best of all
Is my own sweet home.



room : go here
and there

A Comprehension

A1. Tick (✓) the kinds of houses the child sees.

- small short big blue
 wide fat tall

A2. Complete the following sentence.

The child likes his own the best.

B Vocabulary

Write the opposites of the given words. Choose them from the balloon.

1. big small
2. tall short
3. many few
4. best worst
5. wide narrow



Creative Writing

Topic – Myself



I. Write five lines about 'Myself'.

(Paste your recent passport size photograph)

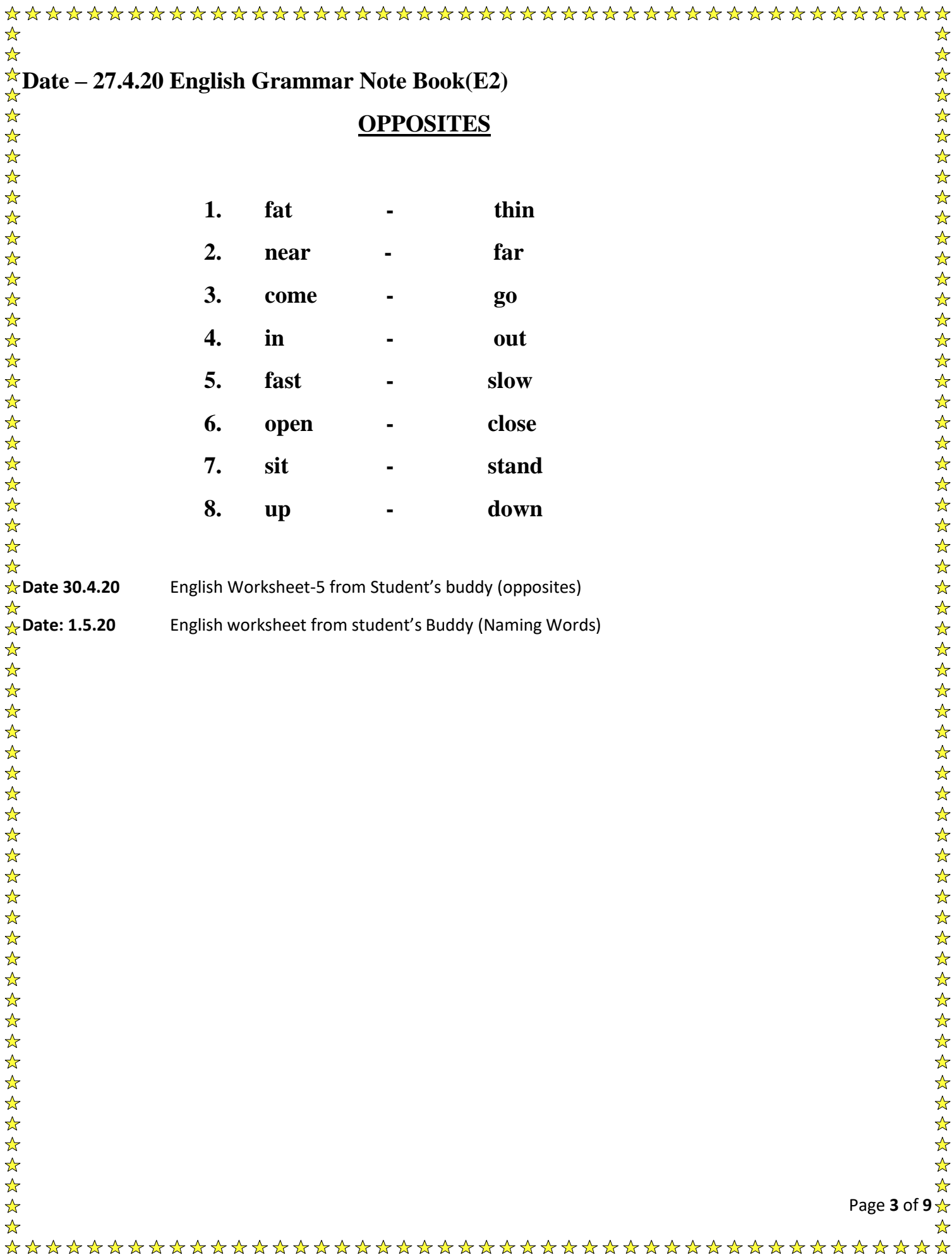
a. My name is _____.

b. I am a _____. (boy / girl)

c. I am _____ (five / six / seven) years old.

d. I study in class I_____

e. I live at _____(Gandhinagar/Ahmedabad) in Gujarat.




Date – 27.4.20 English Grammar Note Book(E2)

OPPOSITES

- 1. **fat** - **thin**
- 2. **near** - **far**
- 3. **come** - **go**
- 4. **in** - **out**
- 5. **fast** - **slow**
- 6. **open** - **close**
- 7. **sit** - **stand**
- 8. **up** - **down**

Date 30.4.20 English Worksheet-5 from Student’s buddy (opposites)

Date: 1.5.20 English worksheet from student’s Buddy (Naming Words)



Lesson-2 Topic - Naming Words

Naming Words


Words that tells us the names of *people, places, animals, or things* are called naming words. They are also called as *nouns*.



I. Look at the pictures given below and then write the correct Naming words.



girl



horse



school



bag

II. Look at the box given below:

- Colour the space RED if it names a person.
- Colour the space BLUE if it names a thing.
- Colour the space YELLOW if it names a place.
- Colour the space GREEN if it names an animal.

mother	school	dog	flower
bee	driver	tree	cow
cake	monkey	den	boy
doctor	farm	horse	home

(Real English TB Page no – 16)

III. Read the following sentences and underline the Naming words.

1. The plates are in the kitchen.
2. Sameer packs the buns in the box.
3. Sara picks up a tomato.
4. A dog barks.

✚ Here the words plates, buns, box, and tomato are names of things.

Sameer and Sara are names of people.

Kitchen is name of a place.

Dog is the name of an animal.

All the green coloured words are the naming words as the names person, place, animal or thing.

(Real English TB Page no – 16 exercise)

IV. Underline the nouns in the following sentences.

1. Sara brings the plates.
2. Grandmother makes sandwiches.
3. Blacky is a cat and Ratty is rat.
4. Mother cooks in the kitchen.
5. This girl is a tall and beautiful.

Grammar Text book page no 3,4,5,6,7,8 & 26

Common Names.

The names we use to talk about any person, animal, place, or thing in general are called common names.

Example - chair, orange, tree, girl, and houses.

A common name always begins with a small letter.

V. Complete the sentences. Fill in the blanks with suitable naming words from the given strip.

dress chalk book ball car

1. I want to read a book.
2. I want to drive a car.

3. I want to play with a ball.
4. I want to wear my new dress.
5. I need chalk to write on the blackboard.

*A special name always begins with a **capital letter**.*

VI. Fill in the blanks with the required information about you and your family members.

1. Your name: _____.
2. Your mother's name: _____.
3. Your father's name: _____.
4. Your brother's name: _____.
5. Your sister's name: _____.

PW (Practice Work)

VII. Underline the special names in the following sentences.

1. Meera is a good girl.
2. Rahul is drawing.
3. Ram is a boy.
4. March is the third month of the day.
5. He came to Ahmedabad on Thursday.
6. My school's name is Delhi Public School, Gandhinagar.
7. Elephant is a huge animal.

8. I love Tom and Jerry cartoon.

9. Taj Mahal is beautiful.

10. Lord Ram was a king.

Text Book Page No 22

Lesson – 4

TOPIC – The Naughty Mouse



The naughty mouse


In my house

Has a very long tail.

He walks around

Without a sound

And eats up Papa'



When Papa comes,

Away he runs

Waving his long tail.


Text Book Exercise Page 16

Fill in the blanks.

1. The mouse in my house is naughty.

2. It has very long tail.

3. It eats up Papa's mail.



4. The mouse **runs** away when Papa comes.

RHYMING WORDS

A rhyme is a repetition of similar sounds in the final stressed syllables and any following syllables of two or more words. Most often, this kind of perfect rhyming is consciously used for effect in the final positions of lines of poems and songs.



Match the words in column A with the words that sound like them in column B.

Column A

Column B

1. buns

a. sound (3)

2. tail

b. runs (1)

3. around

c. house (4)

4. mouse

d. mail (2)

Ans. 1.(b) 2. (d) 3. (a) 4. (c)

Note Book Exercise

I. New Words

naughty

mail

waving

tail

around

sound

house

mouse

II. Make sentences for the following words.

- a. naughty – Ram is a naughty boy.
- b. mail – Mouse eats up Papa's mail.
- c. mouse – Jerry is naughty mouse.

III. Answer in one word.

1. Who has a very long tail?

Ans. The naughty mouse.

2. What does the naughty mouse eat?

Ans. Papa's mail.

3

Going for a Picnic

It is Sunday. Sameer is going for a picnic with his family.

Grandfather tells Sara to get the paper plates.

Sara runs to the kitchen. The paper plates are on the shelf. She picks them up. She gives them to Grandfather.

Grandfather says, 'Thank you, Sara. You are a good girl.'

Sameer is helping Mother to pack things. He asks, 'Mother, shall I pack the buns in the red box?'

Mother says, 'Yes, Sameer. Thank you.'

Sameer packs the buns in the red box.

Sara packs the small cakes in the blue box.



Grandmother makes sandwiches for everyone. She makes tomato, cucumber and cheese sandwiches. Then she packs them in a basket.

Father carries the cricket bats to the car. He calls out, 'Sameer, please bring the cricket ball. It is in the toy basket.'

Sameer runs to the toy basket. He picks up the cricket ball and the football. He takes them to the car. Father says, 'Thank you, Sameer.'

Father and Sameer put all the picnic things in the car.

Now they are ready to go for the picnic.



A Comprehension

A1. Who does these things? Write the names in the blanks.

1. packs buns in the box
2. makes sandwiches
3. brings the football
4. gets paper plates

Sameer
Grandmother
Sameer
Sara

A2. Write T (True) or F (False) in the boxes.

1. Sameer and his family are going for a picnic.
2. Sara walks to the kitchen to get paper plates.
3. Sameer packs the buns in the blue box.
4. Grandmother makes sandwiches for Sara and Sameer.
5. Father puts the toy basket in the car.

T
T
F
T
F

A3. Match the words in Column A with the words in Column B. Number 1 is done for you.

Column A		Column B
1. buns	3	a. basket
2. cakes	5	b. shelf
3. sandwiches	1	c. red box
4. bats and balls	4	d. car
5. paper plates	2	e. blue box

Re capitulation of Lesson - 3
TOPIC - GOING FOR PICNIC

English Literature Note Book Exercise(E1)

I. New words.

- a. picnic
- b. grandfather
- c. shelf
- d. cucumber
- e. basket
- f. sandwiches
- g. plates
- h. family

II. Make sentences for the following words.


- a. Picnic – Sameer is going for a picnic.
- b. Shelf – Plates are on the shelf.
- c. Basket – A ball is in the basket.

P.W – Make sentences for the following words.

- a. Sandwiches - _____.
- b. Family - _____.




5.



6.



7.



8.

B Fill in the blanks with *a* or *an*.

- | | |
|-----------------------------------|------------------------------|
| 1. My mother peeled orange. | 4. Rahulate ice cream. |
| 2. She read book. | 5. I planted seed. |
| 3. Rosy has umbrella. | 6. I saw elephant. |

Date 24.6.20

The

We use *the* for something specific.

the moon, *the* sun, *the* earth

C Tick (✓) the correct answers from the options given in brackets.

1. (a/an) computer and (a/an) table



★ Date 26.6.20

2. (a/an) elephant and (a/an) rabbit



3. (a/the) sun and (a/the) moon



4. (a/an) teacher and (a/an) student



D Unscramble and write the naming words. Add *a*, *an* or *the* before each of them correctly.



1. o s u e h

.....
a house



2. l w o

.....



3. a r h t e

.....



4. m e r l l u a b

.....

★ Date 29.6.20

ECB Text Book Pg- 4 Exercise for A or An




DELHI PUBLIC SCHOOL, GANDHINAGAR

SESSION – 2020 – 21

SUBJECT – ENGLISH

SAMPLE NOTEBOOK

MONTH – JULY



REAL ENGLISH TB (LITERATURE)

T.B Page no – 24 and 25.

Lesson – 5

TOPIC – School Is Fun



➤ ***Reading and understanding the chapter.***

I. New words.

1. school
2. snacks
3. naughty
4. helpful
5. share
6. vegetable
7. playground
8. polite



Pw – repeat new words in next page.

II. Make sentences for the following words.

1. playground – There is a big playground in my school.
2. share – Rahul and Lily share their lunch.
3. school – I love to go to school.
4. polite – Lily is a polite girl.

Practice work

 **Make sentence for the following words.**

helpful - _____

naughty - _____

III. Answer in one word.

1. What does Lily like to play?

Ans – Throwball

2. How do Rahul and Lily go to school?

Ans – By school bus

3. Who does not do his work on time?

Ans – Rahul

4. Who is very helpful?

Ans. – Lily

5. Who eats healthy food?

Ans. – Lily

6. Who eats junk food?

Ans. – Rahul

7. What does Rahul like to play?

Ans. – Football



TB page no - 26

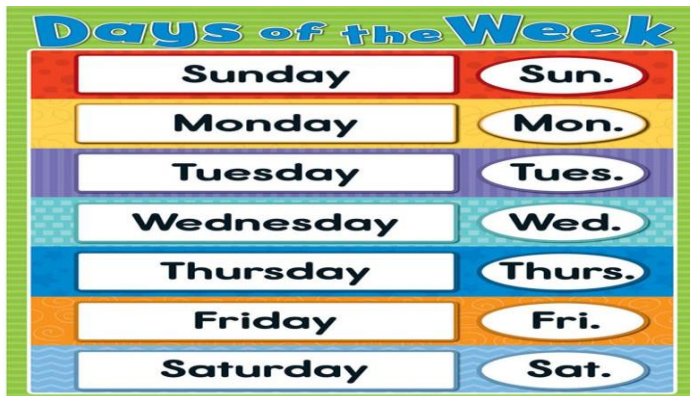
IV. Answer the following questions.

1. Which class do Rahul and Lily study in?

Ans. – Rahul and Lily study in class – I.

2. How many days do they go to school?

Ans. – They go to school for five days.



V. Write T (True) or F (False).

- 1. Rahul and Lily go to school by car. False
- 2. They eat their lunch alone at school. False
- 3. They come back home in the afternoon. True
- 4. They watch television every night. False
- 5. Rahul and Lily never fight. True

1B page no – 27

VI. Complete the information about Rahul and Lily. Use words from the box.

Salad	naughty	football	noodles	fruits	helpful
vegetable	chips	throwball			

Rahul	Lily
1. He is <u>naughty</u> .	She is <u>helpful</u> .
2. He eats <u>noodles</u> and <u>chips</u> .	She eats <u>fruits</u> and <u>vegetable salad</u> .
3. He plays <u>football</u> .	She plays <u>throwball</u> .

English Grammar Notebook Exercise

Creative Writing

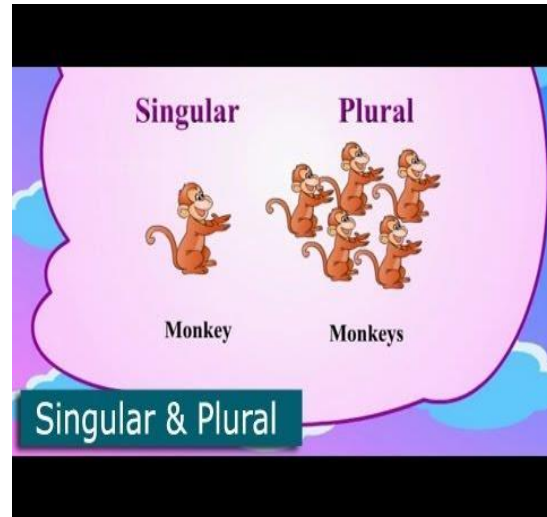
My School

- I. Write five lines on "My School".
- The name of my school is Delhi Public School, Gandhinagar.
 - It is in Gandhinagar.
 - It has a big playground.
 - I love to go to school every day.
 - I love my school very much.



Chapter - 3

Topic - One and Many



Read and understand...

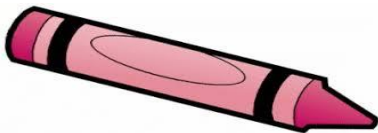
Cat – cats

Rat – rats

When we say **cat**, we mean **one cat**. When we say **cats**, we mean **more than one cat**.

✚ We add – **s** to some words to change them from one to many.

For example:



a crayon



many crayons

Textbook exercise (page no - 10)









A. Fill in the blanks correctly using the words given in brackets.

1. I took one **rose**. Shilpa took three **roses**. (**rose / roses**)
2. This **shirt** is red. Those **shirts** are blue. (**shirt / shirts**)

3. Ravi has five pencils. My brother has one pencil. (pencil / pencils)
4. There is one tree in front of my house. There are seven trees in the park. (tree / trees)
5. He offered me many chocolates. I took only one chocolate. (chocolate / chocolates)

Textbook exercise (page no - 11)

B. Change the given naming words from one to many.

- | | | | |
|-------------|---|---------------------|--|
| 1. a doll |  | many <u>dolls</u> |  |
| 2. a banana |  | many <u>bananas</u> |  |
| 3. an egg |  | many <u>eggs</u> |  |
| 4. a flower |  | many <u>flowers</u> |  |

Textbook exercise (page no - 12)

C. Circle the naming words that name one. Underline the naming words that name many. Then put them in the correct boxes.

<u>flowers</u>	boy	<u>rings</u>	<u>kittens</u>	net	ball
<u>umbrellas</u>	carpet	<u>letters</u>	pencil	boat	<u>shops</u>
	chair	<u>grapes</u>			

	ONE	MANY
1	Boy	Flowers
2	Net	Rings
3	Ball	Kittens
4	Carpet	Umbrellas
5	Pencil	Letters
6	Boat	Shops
7	Chair	Grapes

Note – We add -es to some words to change them from one to many.

For example – fox – foxes

- dish – dishes

D. Add -es to the following words to change them from **one** to **many**.

1. peach – peaches
2. dress – dresses
3. box – boxes
4. match – matches
5. class – classes
6. watch – watches
7. beach – beaches
8. glass – glasses
9. potato -potatoes
10. dish - dishes

Textbook exercise (page no - 13)

E. Now fill in the blanks with the words that you have written.

1. Maya ate three peaches and a banana.
2. I put all my toys in two small boxes.
3. John went to all the classes to give sweets on his birthday.
4. Sasha gave both her watches to her sister.
5. Ronit helped his parents to keep all the dresses neatly in the cupboard.
6. Our team won three matches out of five.

Textbook exercise (page no - 14)

F. Read aloud the words that are given below. Change them from one to many.

- | | | |
|-----------|---|-----------------|
| 1. doll | — | <u>dolls</u> |
| 2. book | — | <u>books</u> |
| 3. table | — | <u>tables</u> |
| 4. house | — | <u>houses</u> |
| 5. fox | — | <u>foxes</u> |
| 6. eye | — | <u>eyes</u> |
| 7. monkey | — | <u>monkeys</u> |
| 8. tomato | — | <u>tomatoes</u> |
| 9. cup | — | <u>cups</u> |
| 10. crow | — | <u>crows</u> |

Textbook exercise – Real English (page no - 17)

A. Change the following words from one to many.

	ONE	MANY
1	cake	cakes
2	girl	girls
3	star	stars
4	ball	balls
5	flower	flowers
6	boy	boys

Notebook exercise

A. Change the following words from one to many by adding -s at the end.

1. Cup – cups
2. Girl – girls
3. Cat – cats
4. Key – keys
5. ball- balls
6. book- books
7. star- stars
8. boy- boys
9. car- cars
10. chair- chairs

B. Change the following words from one to many by adding -es at the end.

1. bus – buses

2. wish – wishes

3. box – boxes

4. watch – watches

5. glass – glasses

6. class – classes

7. dish – dishes

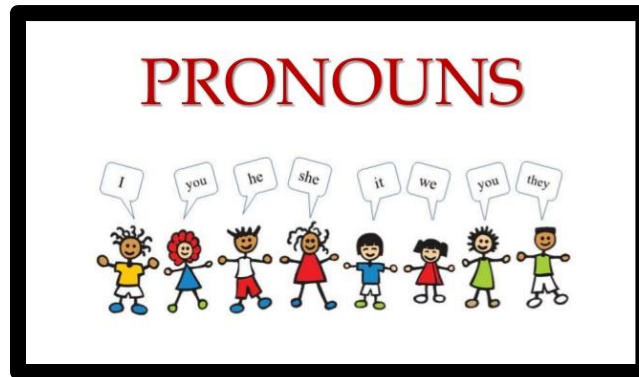
8. fox – foxes

9. tomato- tomatoes

10. brush – brushes

Chapter – 4

Topic – Pronouns



✚ Pronouns are the words we use in place of naming words. (nouns)



I, We

- We use **I** when talk about ourselves.
- **We** refers to a group of two or more people which includes the speaker.

Textbook exercise (page no - 16)

A. Fill in the blanks with *I, we or you.*

1. I am happy. Rita is happy. **We** are happy.
2. I cannot carry so many books. Can **you** help me?
3. Pudding is my favourite. **I** can eat a lot of it.
4. Ram and I swim together. **We** are friends.
5. Tulip and I will go to the market. **We** will get toffees for everyone.



He, She, It

- + We use **he** in place of the name of a **man** or a **boy**.
- + We use **she** in place of the name of a **girl** or a **woman**.
- + We use **it** in place of the names of a **thing**, a **bird** or an **animal**.

Textbook exercise (page no - 17)

B. Look at the picture and fill in the blanks with pronouns.

1. **He** is a postman.



2. **She** is a nurse.



3. **He** is boy.



4. **It** is a monkey.



5. **She** is a teacher.



6. **He** is a sweeper.



7. **She** is a singer.



Textbook exercise (page no - 18)

C. Underline the correct pronoun in each sentence.

1. (He / **She**) is my sister.

2. (**He** / It) is going to school.

3. (**He** / She) is my uncle.

4. (**It** / He) is my pet dog.

5. (**It** / She) is a bat.

6. (He / **It**) is an orange.

D. Rewrite the sentences. Use pronouns in place of the underlined words.

1. This is Ritu. Ritu is my friend.

Ans. This is Ritu. **She** is my friend.

2. This is my rabbit. My rabbit is white.

Ans. This is my rabbit. **It** is white.

3. This is Anil. Anil is my brother.

Ans. This is Anil. **He** is my brother.

4. This is a ball. The ball is red.

Ans. This is a ball. **It** is red.

They

Aman and Rahim play football.

They are very good at it.



We use **They** with more than one person, thing, animal or place.

Textbook exercise (page no - 19)

D. Complete the sentences with the pronouns given in the strip.

I You He She It We They

1. John is a cricket player.

He plays well.

2. The kids are in the field.

They are playing football.

3. Amira has a pet dog.

It is brown.

4. Sameera is a good girl.

She goes to school regularly.

5. Maria and I are friends.

We like to play together.

6. This is my favourite diary.

I call her Kitty.



Real English Textbook Pronoun exercise

Textbook page no – 29

A. Underline the correct pronoun.

1. My name is Tina. I / We do homework in the evening.

2. Lily helps Rahul to do his work. It / She is a helpful girl.

3. An elephant lives in a forest. It / She eats sugarcane.

4. Sachi is a cricket player. She / He plays very well.

5. Snow white lives in a small hut. She / he lives with seven dwarfs.

6. Naman and Gitika are good friends. We / They say, “I / We go the same school.”




DELHI PUBLIC SCHOOL, GANDHINAGAR

SESSION – 2020 – 21

SUBJECT – ENGLISH

SAMPLE NOTEBOOK



MONTH – AUGUST
REAL ENGLISH TB (LITERATURE)

T.B Page no – 33 to 40

Lesson – 6

TOPIC – The Moon in a Bowl



Green Box words

Wonders: thinks

Notebook Work

I. New words.

1. dinner
2. twinkling
3. shining
4. brightly
5. wonder
6. laugh
7. touch
8. bowl



Pw – repeat new words in next page (1 page).

II. Make sentences for the following words.

1. bowl – Grandmother brings a bowl of water.
2. shining – The stars are shining in the sky.
3. moon – Vani sees the moon in the bowl.

Practice work

+ Make sentences for the following words.

twinkling - _____

dinner - _____

III. Answer in one word. (Extra notebook work)

1. Who is crying?

Ans. Vani

2. Who keeps the bowl on the grass?

Ans. Grandmother

3. What is the name of Vani's elder brother?

Ans. Ajay

IV. Answer the following questions. (Page no- 34 and 35)

1. Vani is crying. What does Grandmother do? (oral)

Ans. Grandmother takes Vani outside the house.

2. What does Vani see in the sky?

Ans. She sees the stars and the moon.

3. What does Vani ask grandmother to get for her?

Ans. Vani asks grandmother to get the moon for her.

4. What does Grandmother bring from the kitchen?

Ans. Grandmother brings a big bowl of water from the kitchen.

5. What does Vani see in the bowl? (oral)

Ans. Vani sees the moon in the bowl.

Textbook page no 34 exercise

A1. Write T (True) or F (False) in the boxes.

- | | |
|---|----------|
| 1. Ajay is crying. | <u>F</u> |
| 2. Vani does not want to eat her food. | <u>T</u> |
| 3. Grandmother promises to get the moon for Vani. | <u>T</u> |
| 4. Vani can see Ajay in the water. | <u>F</u> |
| 5. Grandmother brings a bowl of nuts. | <u>F</u> |

Textbook page no 35 exercise

A3. Number the following sentences in the correct order.

- | | |
|---|----------|
| That is how she gets the moon for Vani. | <u>5</u> |
| She keeps the bowl on the ground. | <u>3</u> |
| She brings a bowl of water. | <u>2</u> |
| Vani can see the moon in the water. | <u>4</u> |
| Grandmother goes to the kitchen. | <u>1</u> |

Vocabulary

B1. Match the words in Column A with their opposites in Column B. Number 1 is done for you.

	COLUMN A		COLUMN B	Ans
1.	Up	a.	Finish	3
2.	inside	b.	come back	5
3.	start	c.	Outside	2
4.	happy	d.	Down	1
5.	Go away	e.	Sad	4

Textbook page no 36 exercise

B2. Write the names of the things in the pictures.



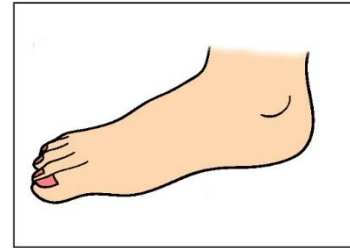
1. Moon



2. spoon



3. stool



4. foot



5. chef



6. book




English Grammar

Sample Notebook

Month - AUGUST

Chapter – 7

Topic – Doing Words



Everyday English Grammar and Composition

Textbook Page no - 37



Look at the pictures given above. Each person is doing something. For example –

- Ram is playing with badminton.
- Nihar is kicking the football.
- Mehar is skipping.
- Rohan is skating.
- Meet is cycling.

All the red coloured words are doing words. It shows what the naming words are doing.

Definition

Words that tells us what the naming words do are called doing words. They are also called verbs or action words.



Textbook exercise – 37

A. Underline the doing words in the given sentences.

1. My mother sleeps at 10 o' clock.
2. An eagle flies in the sky.
3. The boy crosses the road.
4. The hen lays eggs.
5. Rama likes apples.
6. Mrs. Nadar teaches us English.

Textbook exercise – 38

A. Fill in the blanks with doing words. Choose them from the strip.

shines drinks cooks swim drives reads play

1. Rita reads a book.
2. The cat drinks milk.
3. The boys play in the playground.
4. Mr. Singh cooks dinner.
5. Dibakar rides a car.
6. The ducks swim in a pond.
7. The moon shines at night.

B. Read the naming words. Circle the actions they cannot do.

1. babies	cry	crawl	fly	laugh
2. birds	fly	hop	read	sing
3. dogs	write	bark	run	dig
4. monkeys	climb	cook	chatter	jump


Textbook exercise – 39

C. Given below are some things Jerrl's family does for him. Look at the pictures and complete the sentences.

1. My father cooks for me.



2. My brother plays with me.



3. My mother drives me to school.



4. My grandmother teaches me to do my homework.



5. My grandfather takes me to the park.



Chapter – 13

Topic – Sentences



What is a Sentence?

- A sentence is a group of words expressing a complete thought.
- A sentence must contain a verb and (usually) a subject.
- A sentence starts with a capital letter and ends with a full stop



© 2007, Microsoft Clipart



Textbook exercise – 70

A. Read the following group of words. Tick (✓) the ones that are sentences.

- | | | |
|-----------------------------------|-----|---|
| 1. in the sand | [x] | |
| 2. There are shells in the sand. | [✓] | |
| 3. on the box | [x] | — |
| 4. The rat is sitting in the box. | [✓] | |
| 5. A red can | [x] | |
| 6. He picks up a red can. | [✓] | |

How many sentences did you find? 3

We use full stop (.) at the end of a sentence.

Example – We go to school at 8 o’ clock.



Textbook exercise – 71

B. Use a full stop (.) at the end of the group of words that complete sentences.

1. I am Rehana ●
2. Brother Ali
3. My brother's name is Ali ●
4. We will go to the zoo ●
5. we will lions
6. We will see lions there●
7. monkeys jumping
8. We will also see monkeys jumping on the trees ●
9. It will be great fun ●
10. Will fun



We use a question mark (?) at the end of a sentence that asks something.

C. Use a full stop (.) or a question mark (?) in the following sentences.

1. Can we go to the pet shop?
2. You can go to the pet shop.
3. Is that a fox?

4. It is not a fox.
5. Do you like noodles?
6. I like noodles.
7. When did you get that toy?
8. My friend gifted me a toy on my birthday.

A sentence always begins with a capital letter.

Textbook exercise – 71

D. Rewrite the given sentences using capital letters (ABC), full stops (.) or question marks (?) as required.

1. i have pet

Ans. **I have a pet.**

2. my pet is small

Ans. **My pet is small.**

3. it is red

Ans. **It is red.**

4. it can swim

Ans. **It can swim.**

5. it lives in water

Ans. **It lives in water.**

6. can you tell what my pet is

Ans. **Can you tell me what my pet is?**

7. do you want to play with my pet

Ans. **Do you want to play with my pet?**

Creative Writing

My Favourite Fruit



- 1. Mango is the National Fruit of India.**
- 2. It is yellow or green in colour.**
- 3. It is tasty and juicy.**
- 4. It is my favourite fruit.**




DELHI PUBLIC SCHOOL, GANDHINAGAR

SESSION – 2020 – 21

SUBJECT – ENGLISH

SAMPLE NOTEBOOK



MONTH – SEPTEMBER

REAL ENGLISH TB (LITERATURE)

T.B Page no: 43 - 53

Lesson – 8 Little Topsy Gets Lost



Note book Work

➤ New words

1. burrow
2. field
3. carrots
4. farmer
5. swinging
6. beehive
7. grains
8. forest

PW – Repeat the new words in notebook

➤ Make sentences for the following words.

- a. rabbit – Topsy is a rabbit.
- b. bush – Topsy hides in a big bush.
- c. shed – Milky cow lives in a shed.
- d. beehive – Bizzy bee lives in beehive.

PW – Make sentences for the following words.

- a. family - _____
- b. grains - _____



➤ Answer the following questions:

1. What does the rabbit family eat in the field?

Ans. The rabbit family eats carrots in the field.

2. Who climbs on to Elly's back?

Ans. Topsy and Monty climb on to Elly's back.

Oral question:

1. Is the farmer angry?

Ans. Yes, he is.

➤ Answer in one word.

1. Who makes the moo – moo sound?

Ans. Milky the cow.

2. Who gives Topsy some honey?

Ans. Bizzy bee

Creative Writing
My Teacher



1. The name of my teacher is _____.
2. She is a very sweet and kind person.
3. She explains everything in an easy and fun way.
4. She teaches us good habits and moral values.
5. I love my teacher very much.

Unseen passage (Comprehension)

- Read the passage carefully and answer the following questions:

My little brother

I am Billy, he is my younger brother Thomas. He is 5 years old. He loves playing football. I help him with his studies. He is very cute and I love him



- Choose the correct answers from the given options:

1. What is the name of Billy's little brother?

- a) John b) George c) Thomas

2. Her brother is _____ years old.

- a) 10 b) 5 c) 3

3. Which sport does he love to play?

- a) Cricket b) Hockey c) Football

4. Who helps him in his studies?

- a) Billy b) mother c) father

- *Revision will be done through S. Buddy (Student's buddy) worksheets.*