

DELHI PUBLIC SCHOOL, GANDHINAGAR
ACADEMIC SESSION 2020-21

CLASS 2

SUBJECT : ENGLISH

Chapter No. 2 (LITERATURE) Chhuk Chhuk train

Q:1 New Words.

1. powerful	6. whispered
2. carriages	7. scratches
3. headlight	8. trouble
4. squawked	9. frightened
5. played	10. bright

Q:2 Word Meanings.

1. powerful – very strong.
2. squawked – made a loud sharp sound.
3. scratches – cuts on the skin by something sharp.
4. ever after – always.

Q:3 Make Sentences.

1. toys – I love to play with my toys.
2. garden – There is a beautiful garden near my house.
3. happy – Everyone in my family is happy with my result.
4. train – I like to travel by train.

Q:4 Answer the following questions.



1. Who was Chhuk- Chhuk?

Ans: Chhuk-Chhuk was a red toy train. It had a powerful headlight, a bell, three carriages and many strong wheels.

2. What happened when the children saw the toy train moving?

Ans: Whenever Chhuk- Chhuk moved, the headlight shone brightly and the bell rang loudly.

3. Did the children like the toy train? How can you say so?

Ans: Yes, the children liked the toy train because they stopped to look at it and screamed that it was a beautiful toy train.

4. What was Chhuk-Chhuk's reaction when it heard the words of praise?

Ans: When Chhuk- Chhuk heard the words of praise it felt very proud.

5. Who bought the red toy train and for whom?

Ans: One day, a rich man bought the red toy train for his grandson named Rahul.

6. What happened when Atul accidentally kicked Chhuk- Chhuk?

Ans: When Atul accidentally kicked Chhuk- Chhuk, it went flying into a bush, its powerful headlight fell off and there were deep scratches all over its body.

7. What made Chhuk- Chhuk look bright and happy again?

Ans: Chhuk- Chhuk was painted all over the scratches with red paint which made it look bright and happy again.

DELHI PUBLIC SCHOOL, GANDHINAGAR
ACADEMICS SESSION 20-21
SUBJECT : ENGLISH LITERATURE (For June Month)

Reading and Explanation of the lesson.

Course book : Chapter-3 Brave Babli

**Notebook
Exercise**

Q:1 New Words.

1. drowning.	6. heroine.
2. river.	7. shouting.
3. dreams.	8. screams.
4. sunset.	9. jumped.
5. gathered.	10. courage.

Q:2 Word Meanings.

1. drowning - dying under the water because you cannot breathe.
2. chased - ran after somebody.
3. thud - the sound made when a heavy object hits something else.
4. award - a prize for something.
5. deed - an action that is usually very good or very bad.

Q:3 Make Sentences.

1. dream - We should always dream big.

2. river - I saw a girl swimming in the river.

3. cart - The cart was in the shed.

4. award - I won an award in the drawing competition.

5. scream - We should not scream in the classroom.

Q:4 Answer the following questions.

1. Where did Babli live?

Ans: Babli lived with her family in a small mud house on the banks of the river Ganga.

2. Why Babli could not go to the school?

Ans: Babli could not go to the school because her family had no money to pay for the school fees.

3. Which date changed Babli's life forever?

Ans: The date 30th June 2004 changed Babli's life forever.

4. Which activities were the children doing on the cart?

Ans: When the children got tired of chasing each other, they climbed onto the cart and started jumping and dancing on it.

5. Where was the cart standing?

Ans: The cart was standing on a sandy slope.

6. How did the cart slip?

Ans: The jumping and dancing of the children on the cart rocked it dangerously. Suddenly, the wheels of the cart slipped and it rolled down the slope towards the river .The cart fell into the water with a loud thud.

7. How many children were saved by Babli?

Ans: The brave little girl Babli saved six children from dying in the water.

8. Who wrote about Babli's brave deed?

Ans: A newspaper reporter wrote about her brave deed in the newspaper, 'Amar Ujala'.

9. Which qualities do you find in Babli?

Ans: The following are the qualities we find in Babli :

1. Always smiling and helpful.
2. Faith in hard work and in God.
3. Doing something for others.
4. Shining example of courage.

Reading and Explanation of the Lesson followed with the Textbook page numbers :16 – 23.

.....

***Home Assignment given during OVC:**




Learn the Word Meanings, New words and Write Make Sentences in the Notebook.

Dictation: For dictation, learn the New words and difficult words underlined while reading the lesson.

THANK YOU

DELHI PUBLIC SCHOOL, GANDHINAGAR
ACADEMIC SESSION 2020-21
SUBJECT : ENGLISH LITERATURE FOR JULY MONTH

Chapter – 5 Little Round Bun



Notebook Exercises

Ex – I New Words

1. village
2. windowsill
3. cunning
4. flour
5. rolling
6. squint
7. dough
8. hopped
9. clumsy
10. gobbled

Ex – II Word Meanings

1. squint eyes – a person whose eyes look in different directions.
2. tip – the thin pointed end of something
3. clumsy foot – a person who moves in a difficult and uncomfortable Way
4. gobbled up - ate up very fast
5. towards – going in the direction of somebody or something

Ex – III Make Sentences

1. village – Jerry lives in a small village.
2. Oven – I have a big oven.
3. Cunning – Fox is a very cunning animal.
4. sing – I like to sing songs.

Ex – IV Question and Answers

Q.1. Name the animals the Little Round Bun has met on road.

Ans. The Little Round Bun met with-

- | | |
|------------------|----------------|
| 1. <u>Rabbit</u> | 3. <u>Bear</u> |
| 2. <u>Wolf</u> | 4. <u>Fox</u> |

Q.2. What did all the animals say to Little Round Bun?

Ans. All the animals said that they would eat the Little Round Bun.

Q.3. What did the Round Bun sang to all the animals?

Ans. Little Round Bun sang, 'he will run away from grandpa, grandma, rabbit, wolf, bear and fox.'

Q.4. What did the fox do to the Little Round Bun?

Ans. The Fox gobbled the Little Round Bun.

Q.5. Who said, 'Do bake me a bun'?

Ans. One day the old man said to the old woman, 'Do bake me a bun'.

DELHI PUBLIC SCHOOL, GANDHINAGAR
ACADEMIC SESSION 2020-21
SUBJECT : ENGLISH LITERATURE FOR AUGUST MONTH

Course book : Chapter-6 Priya's Dream.

***Reading and Explanation of the lesson.**

**Notebook
Exercise**

Q:1 New Words.

1. late.	6. invitations.
2. sleeping.	7. upset.
3. scold.	8. decorate.
4. excited.	9. weeping.
5. tailor.	10. enjoyed.

Q:2 Word Meanings.

1. in time - not late.
2. as usual - in the same way as what happens.
3. eagerly - in a very interested and excited manner.
4. spoiled - changed something happy into something unpleasant.

Q:3 Make Sentences.

1. excited - I am very excited to go for shopping.

2. birthday - I love to celebrate my birthday in the school.

3. frock - Sheela has a red frock.

4. decorate - I like to decorate my room with flowers.

5. cake - I ate three pieces of cake.

Q:4 Answer the following questions.

1. What was Priya's bad habit?

Ans: Priya's bad habit was that she was late for everything.

2. What changed Priya's life forever?

Ans: Priya's dream changed her life forever.

3. Who wished Priya on her birthday early in the morning?

Ans: Priya's mother wished Priya on her birthday early in the morning.

4. What happened on Priya's birthday? (Write any 4 points)

Ans: 1. Priya reached her school in time.

2. Her red silk dress was ready in the evening.

3. The party room was decorated beautifully.

4. Father came home early with the birthday cake of Mickey Mouse.

5. All her friends came in time.

6. Everyone enjoyed themselves.

5. What did Priya's father tell the baker?

Ans: Priya's father asked the baker to make a Mickey Mouse birthday cake for Priya.

6. What did Priya tell her mother after her birthday party?

Ans: Priya told her mother about her dream and she promised her mother that she would always be on time.

Reading and Explanation of the Lesson followed with the Textbook page numbers : 41- 48.

***Home Assignment given during OVC:**

Learn the New words, Word meanings and Write Make Sentences as done in the Notebook.

Dictation: For dictation, learn the New words and difficult words underlined while reading the lesson.

Course book : Chapter-8 The Great Bear and the Little Bear.

***Reading and Explanation of the lesson.**

Notebook Exercise

Q:1 New Words.

1. happiness.	6. delicate.
2. jealous.	7. screamed.
3. cursed.	8. ferocious.
4. terrible.	9. dreamt.
5. jaws.	10. grabbed.

Q:2 Word Meanings.

1. furious - very angry.
2. paws - feet of animals that have claws.
3. savage - (here) wild.
4. growl - a low angry sound made by animals.
5. terror - great fear.
6. united - joined together.
7. lonely - sad and alone.
8. snatched – took something quickly.

Q:3 Make Sentences.

1. beautiful – I have a **beautiful** garden near my house.

2. lonely - Tarun felt **lonely** on Sunday .

3. screamed – The child **screamed** loudly.

4. snatched - Tom **snatched** the doll from Mary.

5. growled - The dog **growled** at the stranger.

6. afraid - I am **afraid** of dogs.

7. stars - The sky is full of **stars**.

Q:4 Answer the following questions.

1. Who cursed Callisto and What did she change her into?

Ans: The goddess cursed Callisto and she changed her into a bear.

2. What changes happened in Callisto when she turned into a bear?

Ans: When Callisto turned into a bear -

1. Her hands and feet changed into paws with sharp claws.

2. Her sweet voice became a savage growl.

3. Her mouth was filled with terrible teeth and her delicate jaws became rough and powerful.

3. Where did the big black bear hide herself and Why?

Ans: The big black bear hid herself in a thick forest far away because men and dogs wanted to kill her.

4. What happened one winter night?

Ans: One winter night , Callisto dreamt of Arcus.

5. What did Jupiter do when Arcus was going to kill the bear?

Ans: Jupiter snatched Callisto and Arcus and flung them into the night skies.

6. What were the two bears called?

Ans: The two bears changed into stars. Callisto was known as the Great Bear and Arcus was known as the Little Bear.

Reading and Explanation of the Lesson followed with the Textbook page numbers : 55-61.

***Home Assignment given during OVC:**

Learn the New words, Word meanings and Write Make Sentences as done in the Notebook.

Dictation: For dictation, learn the New words and difficult words underlined while reading the lesson.

THANK YOU