



HOLIDAY ASSIGNMENT

CLASS-1

SESSION-2020-21

STAY HOME

STAY SAFE

KEEP LEARNING

Holiday Assignment

Subject: English

Session: 2020-21

Class – I

I. Look at the word given below. Form seven new words from it.

ENCHANTED

Example – den

- a. _____ b. _____ c. _____
d. _____ e. _____ f. _____
g. _____

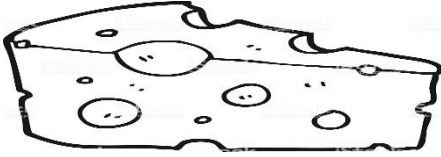
II. Write names of 2 person, 2 places, 2 animals and 2 things below. Paste or draw picture for the same.

Person	Place	Animal	Thing
1.	1.	1.	1.
2.	2.	2.	2.
Draw/Paste	Draw/Paste	Draw/Paste	Draw/Paste

III. Make five new words using vowel sounds

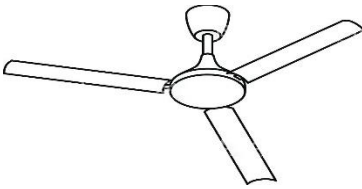
Example:- pen doll

IV. Look at the pictures given below. Write the name of the picture and make a sentence using it.



1. _____.

_____.



2. _____.

_____.

V. Write five lines about 'Myself'.

1. _____.

2. _____.

3. _____.

4. _____.

5. _____.

Holiday Assignment

Subject: Hindi

Session: 2020-21

Class – I

सही अक्षर पर गोला लगाओ



इ (अ) ए



औ इ ओ



ए उ अ



अं ओ ए



अं औ इ



ए आ ई



अ: ओ ऐ



ऊ ओ इ



ई उ इ



अं ओ ऊ



औ ऋ आ

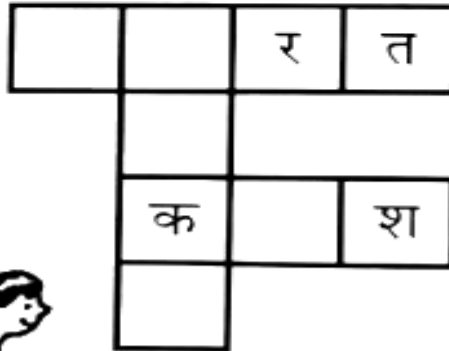


ई उ ऊ

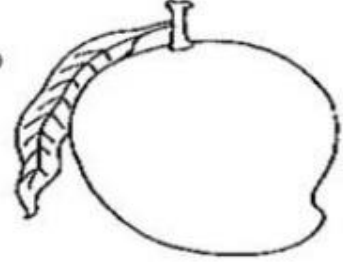
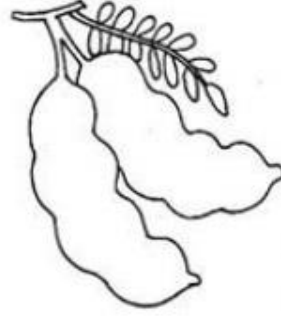
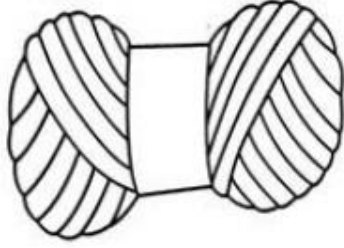
रिक्त स्थानों को व्यंजन से भरें:-

क		ग		ङ	
छ		झ		ट	
ड		ण		थ	
ध		प		ब	
म		र		व	
ष		ह		त्र	

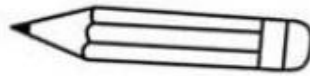
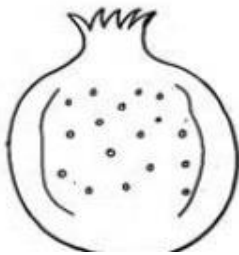

शब्दों का खेल



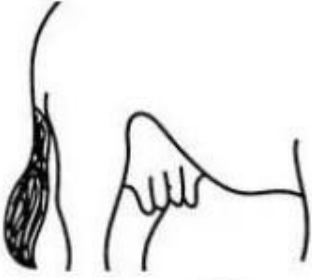
मिलान करो और चित्र में रंग भरो




ऊ इ
क इ
आ च ओ
ध अ
उ इ अ



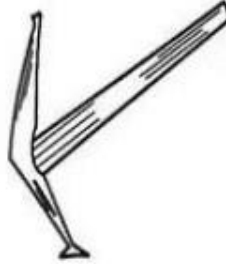
पहले शब्द पूरे करो फिर रंग भरो ।



न ग



ब



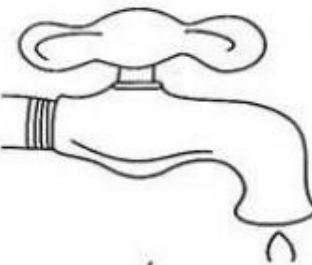
ल




ग



ग



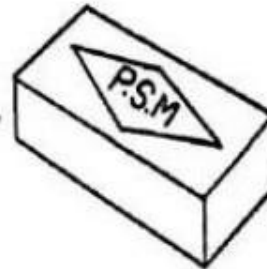
ल



ब



अं




ई


सही वर्ण - सही रंग



घ




ग




फ




ई




ज



प



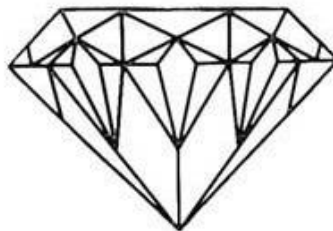
छ



न



ध



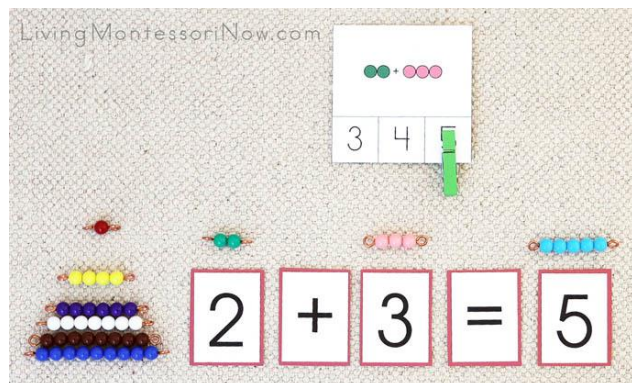

न

6. क्रियात्मक कार्य:-

(ा) की मात्रा का प्रयोग कर किन्ही दस वस्तु, पशु एवं पक्षियों के नाम चित्र सहित चार्ट/पुरानी नोट बुक पर चिपकाइए ।

Holiday Assignment
Subject: Mathematics
Session: 2020-21
Class – 1

- Learn number names 1-20.
- Play number sequencing to learn before after and between numbers.
- Revise numbers 1 -100
- Do addition with help of games like Jenga or addition with the help of beads.
- Do addition properties:
 1. With help of button on a piece of paper plate.
or
 2. With the help of different colorful buttons or beads
or
 3. With the help of drawing/ pasting stars



Holiday Assignment

Subject: EVS

Session: 2020-21

Class – I



1. Draw a family tree in your rough note book and paste pictures family members on it. Write their names too. (Sample is given)

2. Grow a plant by keeping seeds on wet cotton to show germination process. Take a selfie with germinated plant and paste it on a rough note book.

example: -



3. Draw, name and colour in your rough note book:-

i. Two Living things

ii. Two Non-living things

iii. Two Natural things

iv. Two Man-made things

4. Help your parents in house chore works (eg- cleaning the room, watering plants, washing utensils etc.) Paste 3 pictures of yours while helping your parent.

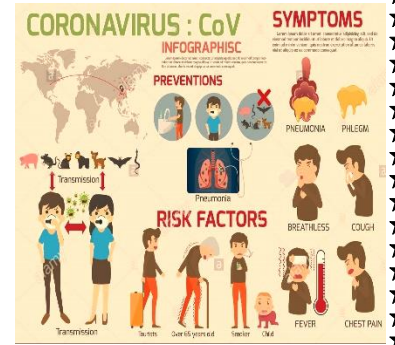


Class – I

Holiday Assignment

Subject: GK

Session: 2020-21



- **Make a paper collage on Coronavirus Pandemic update (showing its risk, prevention, symptoms, number of cases and transmission) with the help of some pictures.**

Materials can be used:

- **White paper**
- **Use of different colourful craft papers**
- **Newspaper cut-out images**
- **Markers (Optional)**
- **Pencil colours**
- **Scissors and glue stick**

DELHI PUBLIC SCHOOL, GANDHINAGAR
ACADEMIC SESSION 2020-2021

ENGLISH SUMMER VACATION HOMEWORK

I. Take eight A4 size card papers of different colours. Paste or draw a picture of your choice and write its name on it. You have to use flash cards for following topics given below. You can decorate, design it or make it creative according to your choice.

Topics	No. of flash cards
Common Noun	2
Proper Noun	2
Pronoun	2
Verb	2
Total flash cards	8

Flash cards examples are given below.

Common Noun – **tree, river**



There are many **trees** in this picture.

Proper Noun - **Neem tree**



This is a huge **Neem tree**.

Common Noun- **toy**



I have many **toys**.

Proper Noun- **Barbie**



I like to play with **Barbie**.

Pronoun- **He/ She**



He is Ronit. **She** is Pinky.

Pronoun- **They**



They are happy children.

Verb- dance



Children are **dancing** in the party.

Verb- read

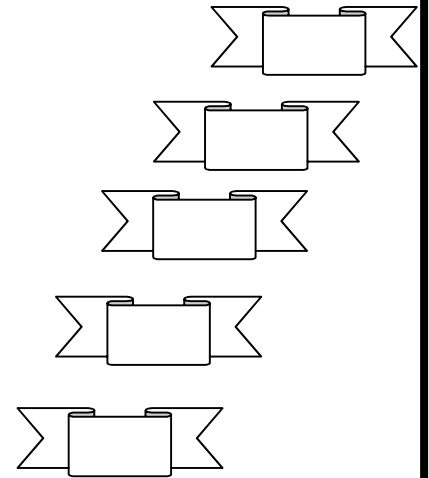




The students are **reading** a book in the classroom.

II. Make creative wall hanging of adjectives. (Use 15 to 20 adjectives)


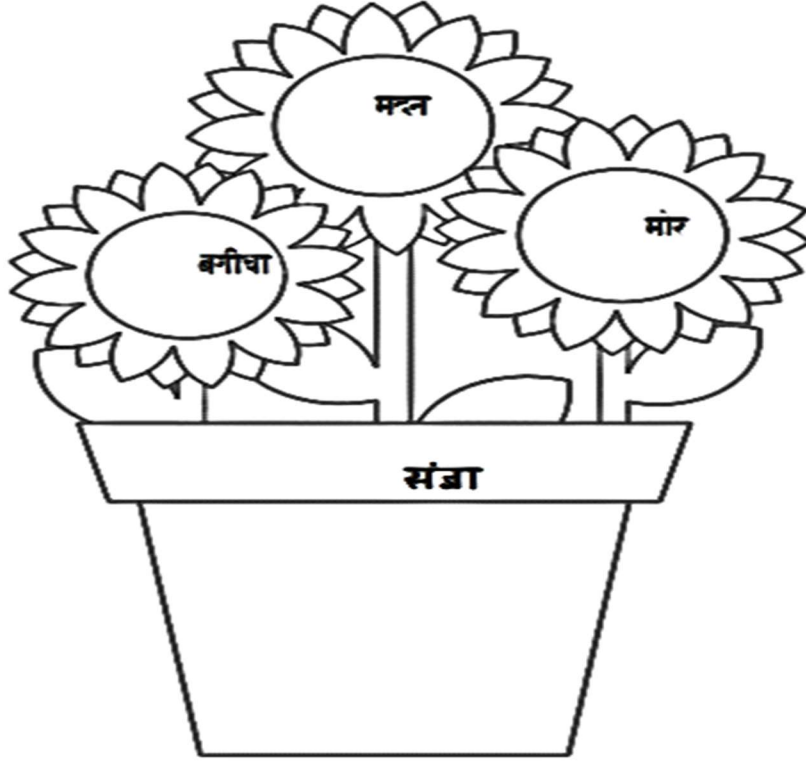
You can decorate, design it or make it creative according to your choice. Examples- large, little, brave, happy, colourful, clean, beautiful, kind, faithful, scary, tall and tiny.

Designs examples-



DELHI PUBLIC SCHOOL, GANDHINAGAR
ACADEMIC SESSION 20-21
HINDI HOLIDAY HOMEWORK

एक फूलदान बनाकर उसमें स्टिक लगाते हुए फूलों की पत्तियाँ बनाकर उसमें संज्ञा, सर्वनाम, क्रिया, विशेषण के चार-चार शब्द लिखिए। जैसे -




DELHI PUBLIC SCHOOL, GANDHINAGAR
ACADEMIC SESSION 2020-21
MATHEMATICS HOLIDAY ASSIGNMENT

Topic: Build a Robot Addition Match (To be done on chart paper)

Objective: To develop the understanding of addition facts.

Materials required: A4 size colourful papers, chart paper, scissors and colourful sketch pens.

Preparation: Make 3 robots out of colourful papers, cut arms and legs separately and stick it to the body of the robots. After that using colourful sketch pens write numbers on arms and legs of robot in 4 different ways using addition properties and answer of addition on body of the robot as shown in the picture given below:

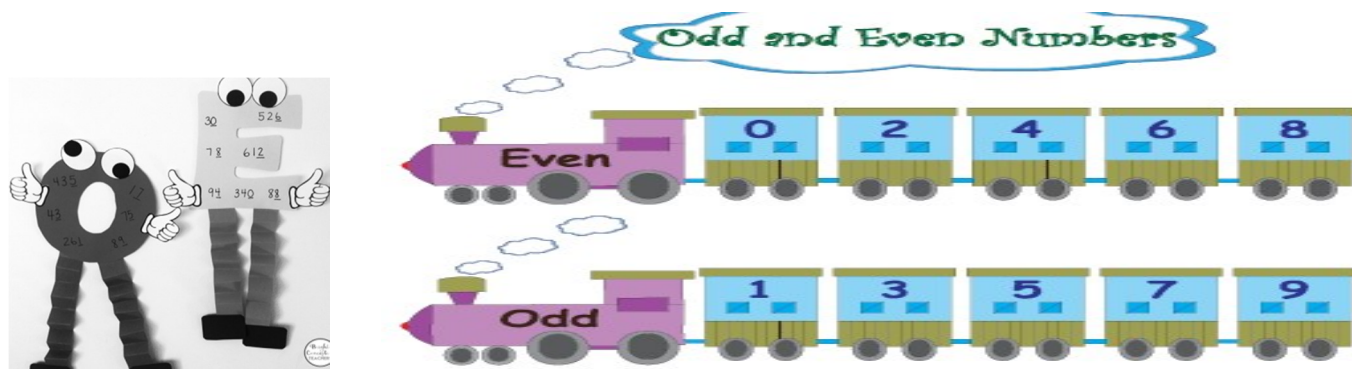


Topic: Odd and Even (To be done on chart paper)

Objective: To clear the concept of odd and even numbers.

Materials required: A4 size colourful papers, chart paper, scissors and colourful sketch pens.

Preparation: Make 2 cut outs using colourful papers of your choice. After that using colourful sketch pens write even numbers on one cut out and odd numbers on another. You can make any cut out like trains, flowers, lollipops, cartoons, etc but it should be in pair. For example, look at the picture given below:




DELHI PUBLIC SCHOOL, GANDHINAGAR
ACADEMIC SESSION 20-21
EVS HOLIDAY HOMEWORK
“Mask Making Activity”.

You will need:-



Scissors, pencil, paper, ruler or tape measure, an old cotton t-shirt or pillowcase for the lining and a sturdier cotton for the front piece (we used an apron). You will also need two pieces of elastic 12cm each, a needle and a thread (preferably the same colour as your outer fabric).

1. Make your stencil.



The stencil can be sketched out on any piece of paper. The tallest part is 13cm, and the shorter edge is 8cm. Along the bottom is 11cm, then you will need to free-hand your curved edges so that it looks similar to the image above.

2. Cut your fabric.



You will need two pieces identical to the stencil in each fabric, this doesn't have to be neat and perfect, but they should all be the same size at the end.

3. Stitch the twin pieces together.



Next, stitch the longest part of each piece to its twin. You can place them back to back and use a rough stitch so that they form a peak once stitched.

4. Sew the top and bottom



Place your two pieces back to back with the rough sides facing outward. Sew along the top and bottom, joining the pieces together. Leave the sides open for now.

5. Attach your first elastic.



Tuck one piece of elastic inside the mask as shown, careful that it doesn't become twisted. Then, stitch right along that edge.

6. Flip it, and sew the other elastic.



Flip your mask inside out so that the seams are hidden. Next, attach your final elastic, tucking in the rough edges as you sew along the edge.

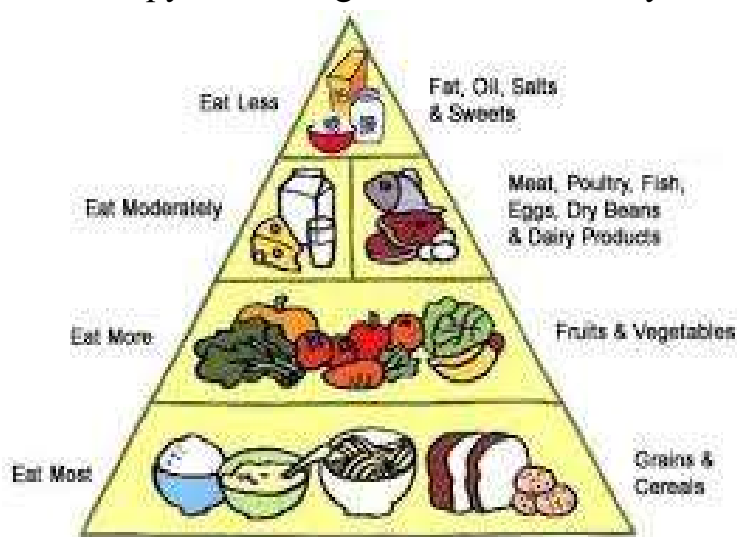
7. Final touches.



If you notice any gaps in your mask, fill these in now. You might need an iron to create a nice crease for your mask to sit properly. Then try it on.

HOLIDAY HOMEWORK - 2

1. First, take big rectangular shape cardboard and draw a triangle on it with the help of pencil and scale. Cut the triangle with the cutter. Apply fevicol on to it and stick it to a white colour chart paper. Cut the red colour glaze paper into a triangle shape and stick it to the triangular cardboard.
2. Similarly, cut three more triangular shaped cardboard cuttings, each of size decreasing in order with respect to the first triangle.
3. Stick these three triangles with green, yellow and blue colour glaze paper so that you have a total of four triangles with red one being the biggest and thereafter green, yellow and blue triangles in decreasing order.
4. Now cut images/ stickers of various food items from old books/ magazines/ newspapers and arrange them into following four groups:-
 - (a) Energy giving food
 - (b) Body building food
 - (c) Protective food
 - (d) Oily and fatty food
5. Stick all energy giving food items on red coloured triangle, body building food on green triangle, protective food on yellow triangle and finally, oily & fatty food on blue triangle.
6. Paste these four triangles on a white chart paper in the form of wall hanging with red one at the bottom, followed by green, yellow and blue with blue one at the top of pyramid.
7. Decorate this newly made wall hanging with glitters, stones etc.
8. A few illustrations of food pyramid are given below for ready reference.



DELHI PUBLIC SCHOOL, GANDHINAGAR

CLASS : 3

Holiday Homework

Academic Session 2020-21

SUBJECT: MATHS

Q.1 Make four cards of the size 10 cm by 10 cm using coloured A4 sheets. Write the aerial distance in kilometres between Delhi and the mentioned place given in each of the four options below.

Make separate cards for each option.

a) Delhi and Mumbai

b) Delhi and Chennai

c) Delhi and Kolkata

d) Delhi and your hometown

Write the aerial distance in kilometers between that place and Delhi on one side of the sheet. Write the given number in word form and expanded form. Also find the cost of cheapest air ticket to reach that place. Paste the picture of that place on the other side of the card. One example is given below for your reference.



Side -2

Delhi to Cuttack Aerial distance =1,263 km

Word form=

Expanded form=

Cheapest air fare=

Q.2 Given below are the names of some sports. Decode the letters as A=1, B=2, C=3, D=4 and so on. Look at the example and complete the table on an A-4 size paper.

Sport	Values	Sum
FOOTBALL	$6+15+15+2+1+12+12$	63
T A _ _ E _ E _ _ IS		

_ O _ _ E Y		
-------------	--	--

- Learn and write tables from 2 to 10 in your Maths notebook.
- Practice sums based on mathematical operations like addition and subtraction every day. Also practice multiplication and division.

SUBJECT: EVS

1. MAKE TWO COTTON COLOURFUL FACE MASKS FOR YOURSELF.

LINK-----<https://youtu.be/4MaorozC4Tk>

2. Name an animal from each letter of your name. And write whether it is herbivore, carnivore or omnivore.
3. Draw any two food chains on A-4 size paper
4. Collect FIVE samples of different objects (or DRAW pictures) and paste it on an A-4 size paper. Write the material used to make THEM and write the source of which THEY ARE made. Eg.

Object	Material Used	Source
Piece of cloth	Cotton	Plant

SUBJECT: ENGLISH

1) COMMON AND PROPER NOUN ACTIVITY

Students will make a picture book using unused papers of old notebooks. They can draw or paste pictures of Common Noun and Proper Noun using the below mentioned alphabets, for eg.

Alphabet is 'T' COMMON NOUN PROPER NOUN



toy

Taj Mahal



B	C	E	G	H	J	L	M	O	P
---	---	---	---	---	---	---	---	---	---

(Note – Make the book creative and colourful with a decorative cover page)

2) SINGULAR AND PLURAL NOUNS ACTIVITY

Draw a big butterfly on a A4 size paper and write Singular Nouns on one wing and Plural Nouns of the same words on the other wing.

(Note – Use different rules while writing Singular and Plural Nouns)

3) Read Lesson-1 'No Smiles Today' and learn all the Questions and Answers as well as other exercises.

4) Read L- 1 'Shy Salma' from Literature Reader and listen to the poem 'Someone' and try to learn it.

SUBJECT: HINDI

1. भारत के किन्हीं पाँच स्वतंत्रता सेनानियों के चित्र चिपकाकर उनके नाम एवं उनका प्रसिद्ध नारा (slogan) लिखिए।

2. अपने घर का पता हिन्दी में पाँच बार लिखकर अभ्यास कीजिए।

जैसे- मकान नंबर, सोसायटी का नाम
एरिया का नाम
शहर, राज्य

बी-16, गैलेक्सी अपार्टमेंट
नरोड़ा
अहमदाबाद, गुजरात

3. अकबर और बीरबल के कोई दो रोचक और मजेदार किस्से पढ़िए।

N.B: Submit your holiday home work to your subject teachers. This Assignment will be calculated under the Subject Enrichment Activities of your Internal Assessment.

STAY AT HOME AND BE SAFE

DELHI PUBLIC SCHOOL, GANDHINAGAR

CLASS : 4

Holiday Homework

Academic Session 2020-21

SUBJECT: MATHS

BUILD THE SIX DIGIT NUMBER USING

- a First 2 digits of your birth date
- b. Next two digits of your birth month
- c. Next two digits of your birth year

EXAMPLE:- 1 8 0 8 0 8

Answer the following questions on an A-4 size paper.

1. Build the smallest and greatest 6 - digit number using the above digits.
2. Write expanded form of greatest and smallest number.
3. Round off the smallest number to the nearest 10 and 100.
- 4 Show the greatest number on the spike abacus.
- 5 Write the place value and face value of the digit at thousands place in greatest 6-digit number.
- 6 Write your birthday in Roman numerals.

____ / ____ / ____.

- Learn and write tables from 2 to 12 in your Maths notebook.
- Practice sums based on mathematical operations like addition and subtraction every day. Also practice multiplication and division as done in class III.

SUBJECT: EVS

1. MAKE TWO COTTON COLOURFUL FACE MASKS FOR YOURSELF.

[LINK----https://youtu.be/4MaorozC4Tk](https://youtu.be/4MaorozC4Tk)

2. MAKE A FOOD MAGAZINE.

PROCEDURE: Take few A4 size papers (or any paper available) make a **BOOKLET** of it. Decorate the front page. Second page will have the purpose of making this magazine. Third page will have index. Then start with first nutrient. Paste or draw pictures of food rich in that nutrient. Write the function of that nutrient. Do the same for all nutrients. And in the end show a balanced diet chart.

3. FOOD PRESERVATION (PICKLING)

PROCEDURE: Take some mangos. With the help of your parents cut them into small pieces. Add salt, chili powder, turmeric powder and oil to it. Keep it for 4-5 days. And then use it. This is a way of preserving food by adding salt and oil.

4. Make a 2 D model of digestive system on A-4 cardboard with the things available in your home-like Coloured papers, balloons, string(nada) and cotton. String for intestines, food pipe Balloons for stomach, rectum & anus Coloured papers for liver and pancreas etc

SUBJECT: HINDI

- (1) समाचार-पत्र या कोई भी कागज़ का प्रयोग कर पेपरबैग बनाइए तथा प्रदूषण बचाव के कोई भी दो नारे लिखिए| जैसे वृक्ष उगाओ, धरती बचाओ|
- (2) अपने घर का पता एवं विद्यालय का पता पाँच-पाँच बार हिंदी में लिखिए |

पता लिखने का प्रारूप इस प्रकार है :-

❖ अपने घर का पता

मकान नंबर / सोसायटी का नाम

एरिया का नाम

शहर का नाम, राज्य का नाम

❖ **विद्यालय का पता**

प्रधानाचार्य / मुख्याध्यापक

दिल्ली पब्लिक स्कूल, गांधीनगर

गांधीनगर, गुजरात

(3) तेनालीराम की कोई भी दो कहानियाँ पढ़िए ।

SUBJECT: ENGLISH

1) COLLAGE MAKING ACTIVITY

Students will draw or paste 4-5 pictures of the activities they did during the lockdown at home for eg: gardening, sweeping, moping, yoga / exercise etc. Do use an A4 size paper to do this activity.

2) GO ICE BREAKER FISHING

GO ICEBREAKER FISHING


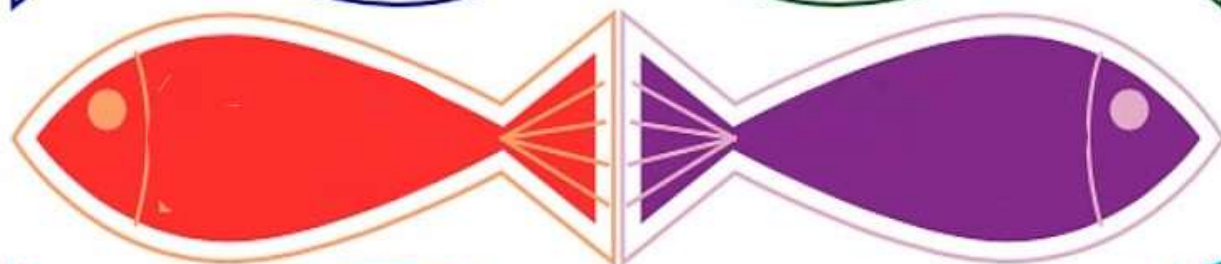
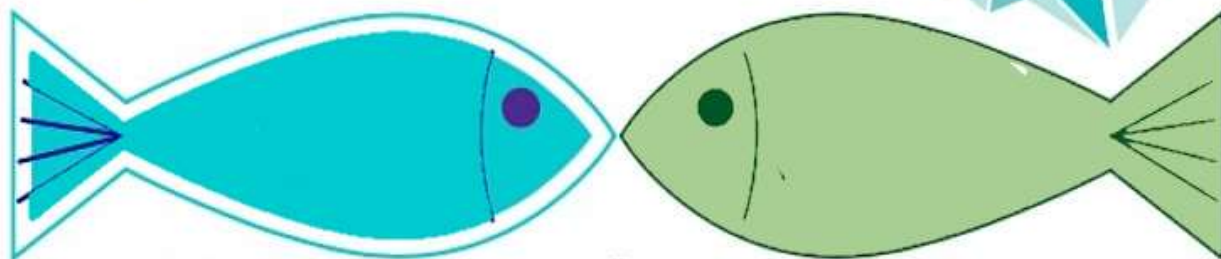
ANSWERS:



Write the answers of above questions in the below picture: (Students can draw the picture or can take out the print of the blank one and write their answers)

GO ICEBREAKER FISHING

ANSWERS:



3) Read Lesson-1 'The Parrot who wouldn't talk' and learn all the Questions and Answers as well as other exercises.

4) Read Lesson-1 'Living Free' from Literature Reader

N.B: Submit your holiday home work to your subject teachers. This Assignment will be calculated under the Subject Enrichment Activities of your Internal Assessment.

STAY AT HOME AND BE SAFE

DELHI PUBLIC SCHOOL, GANDHINAGAR

CLASS : 5

Holiday Homework

Academic Session 2020-21

SUBJECT: MATHS

1(a) Write the year of birth of your family members in Roman numerals on A4 size sheet.

(b) Write 1 to 100 in Roman Numerals on A4 size paper.

2. Write the distance between 2 cities of India in kilometers and then round it to the nearest 100 on A4 size sheet.

- Practice sums based on mathematical operations like addition and subtraction every day.
- Also practice multiplication and division as done in class IV.

SUBJECT: EVS

1. MAKE TWO COTTON COLOURFUL FACE MASKS FOR YOURSELF.

[LINK----https://youtu.be/4MaorozC4Tk](https://youtu.be/4MaorozC4Tk)

2. SEA-Make a Food Magazine. (Use A4 size coloured sheets, make a cover page, keep one page for one nutrient, paste the pictures of food items, nutrients they have and functions.)

3. GET YOUR FACTS-INVESTIGATE- COLLECT THE DATA –
EPIDEMICS HAPPENED IN 1720,1820,1920,2020 & WRITE-
(i) name of the epidemic
(ii) microbe responsible for it

lii) five most affected countries

iv) paste the pictures of the microbe

SUBJECT: HINDI

(1) अपने घर के आस-पास या गमले में एक पेड़ या पौधा लगाते हुए फ़ोटो खींच कर लगाइए तथा “वृक्षों के महत्त्व” पर 60 शब्दों का अनुच्छेद लिखिए।

(2) भारत में मान्यता प्राप्त भाषाओं में से कोई भी दस भाषाएँ तथा उनकी लिपि लिखिए।

(3) अपने प्रिय खिलाड़ी के जीवन के बारे में पढ़कर जानकारी एकत्रित कीजिए।

SUBJECT: ENGLISH

1) POSTER MAKING ACTIVITY

Make a poster on COVID 19. Your poster should have-

- An interesting heading or title
- Message using phrases and short sentences
- Easy to understand
- Should be attractive

2) SINGULAR AND PLURAL NOUNS ACTIVITY

Draw a caterpillar/train or anything which is long in shape on A4 size paper (You can join more sheets to create an elongated form) and write Singular Nouns and its Plural Nouns. Try to include as many words you can. In the example below only two words are mentioned.

(Note – include all rules while writing Singular and Plural nouns)

RULE-5

man- men
foot- feet

RULE 4 - 'ves'

wolf-wolves
knife-knives

RULE 3-'ies'
city-cities
baby-babies


RULE 2 - 'es'

box-boxes
brush-brushes

Rule-1`S`

Bag-Bags

Plant-Plants



3) Read Lesson2 ‘The Land of Little People’ and learn all the Questions and Answers as well as other exercises.

4) Read L – 1 ‘The Adventures in Andaman’ from Literature and e -Newspaper daily.

N.B: Submit your holiday home work to your subject teachers. This Assignment will be calculated under the Subject Enrichment Activities of your Internal Assessment.

STAY AT HOME AND BE SAFE