

Delhi Public School, Gandhinagar

Class- II

Computer Sample Notebook
L-1 Know more About Computers

Exercises

Assessment : Quiz Time

Page No 10

Tick (✓) the tasks that you can do on a computer and Cross(X) the others.

1. Reading (✓)
2. Cooking (X)
3. Playing Games (X)
4. Eating (X)
5. Thinking (X)
6. Dancing (X)

Assessment : Written

Page No 11

A. Tick (✓) the correct answer.

1. Which of the following is a desktop computer?

- (a) (✓)
- (b) (X)
- (c) (X)

2. Which computer will fit in your lap ?

- (a) (X)
- (b) (✓)
- (c) (X)

3. Which computer you can hold in your hand ?

- (a) (✓)
- (b) (X)
- (c) (X)

4. Which of these has no thinking power ?

- (a) (X)
- (b) (✓)
- (c) (X)

5. Which of these cannot work without your instruction?

- (a) (X)
- (b) (✓)
- (c) (X)

6. You can play games and also write letters using _____.

- (a) (X)
- (b) (√)
- (c) (X)

7. Which of these machines has a computer in it?



- (a) (X)
- (b) (√)
- (c) (X)

B. Tick (√) the correct answer and cross(X) the wrong answer.

- 1. Computer needs food to work. (X)
- 2. A Computer gets tired after some time. (X)
- 3. Computer is a machine which works on electricity. (√)
- 4. Computers can work at very high speed. (√)
- 5. A laptop is bigger than a tablet. (√)

C. Various activities are given below. Match each activity to whom it belongs:

1. Can sleep
2. Has a large memory
3. Has feelings
4. Works on electricity



Arrows indicate that activities 1, 2, and 4 are matched to the computer, and activity 3 is matched to the boy's head.

D. Answer the following questions

1. What is a computer?

Ans. A computer is a machine which helps us to do many things quickly and easily.

2. What is a laptop?

Ans. Laptop is a small computer that can be kept on the lap and can be easily carried from one place to another.

3. Name two computers that are called PCs:

Ans. Desktop and Laptop.

4. Name four things that you cannot do on the computer:

Ans.

1. It cannot play.
2. It cannot see.
3. It cannot walk.
4. It cannot talk.

5. Name the four things you can do on the computer:

Ans.

1. We can listen songs.
2. We can do drawing.
3. We can watch movies.
4. We can play games.

E. Unscramble the following and write the correct word:





1. LPAOPT - LAPTOP
2. ESDKOTP - DESKTOP
3. ALTEBT - TABLET
4. ACHMINE - MACHINE

F. Observe the pictures of some machine which have computer in them and complete their by filling in the missing letters:

1. TELI VISION
2. MOBILEPHONE
3. MICROWAVE
4. WASHING MACHINE

DELHI PUBLIC SCHOOL – GANDHINAGAR
SESSION 2020-21
CLASS : II
QUESTION BANK(Comp)/ APRIL

Q-1	Put tick mark in box which has done by computer and cross mark which have done by human.		
	1.	It works very fast.	<input type="checkbox"/>
	2.	It runs on electricity.	<input type="checkbox"/>
	3.	It needs rest.	<input type="checkbox"/>
	4.	It has feeling.	<input type="checkbox"/>
	5.	It helps us to play games.	<input type="checkbox"/>
	6.	It can understand the correct and wrong things..	<input type="checkbox"/>
	7.	It play music for us.	<input type="checkbox"/>
	8.	It has sharp memory store..	<input type="checkbox"/>
Q-2	Write the steps numbers to start the computer.		
	1)	Write steps to turn on the computer.	
		1) Switch on switches.	Step: _____
		2) Switch on monitor button.	Step: _____
		3) Switch CPU button.	Step: _____
Q-3	Write the step numbers to shut down the computer.		
		1) Click on Shut Down button.	
		2) Click on START button.	
		3) Switch off switches.	

Q-4		Identify the parts and write their names.	
			
		_____	_____
			
		_____	_____

Note: Dear Students, if you find the answers difficult then please take the help of Google Search Engine. Take the print and write the answers.

Delhi Public School, Gandhinagar

Class- II

Computer Sample Notebook

L-2 Parts of a Computers

Exercises

Assessment : Quiz Time

Page No 19

Name the hardware device used to do the following jobs.

- (a) To get printouts of the work done on the Computer.
- (b) To record sound and store it into a computer.
- (c) To transfer a picture from a magazine to a computer.
- (d) To listen to the songs from the computer.
- (e) It is shiny and round and helps to save our work.

Printer
Microphone
Scanner
Speakers
CD/DVD

Assessment : Written

Page No 19

A. Tick (✓) the correct answer.

1. Which device helps to record sound?

- (a) Speakers
- (b) CPU
- (c) **Microphone (✓)**

Page No 20

2. Which part of the computer looks like a television?

- (a) **Monitor (✓)**
- (b) CPU
- (c) Printer

3. Which computer part has many keys?

- (a) Microphone
- (b) Pendrive
- (c) **Keyboard (✓)**

4. Which computer part helps to listen to music?

- (a) CPU
- (b) **Speakers (✓)**
- (c) Monitor







5. What do you use to draw images on the computer?

- (a) Microphone
- (b) Pendrive
- (c) Mouse (✓)

6. Which of these helps to take printouts?

- (a) Scanner
- (b) Printer (✓)
- (c) CD

B. Draw the lines to match the parts of a computer with their names.

1.	Monitor		(5)
2.	Mouse		(6)
3.	UPS		(2)
4.	Keyboard		(3)
5.	CPU Box		(1)
6.	Printer		(4)

C. Complete the names of the following parts of computer.

1.

S	P	E	A	K	E	R	S
---	---	---	---	---	---	---	---



2.

P	R	I	N	T	E	R
---	---	---	---	---	---	---



Page no 21

3.

S	C	A	N	N	E	R
---	---	---	---	---	---	---



4.

M	I	C	R	O	P	H	O	N	E
---	---	---	---	---	---	---	---	---	---



5.

C	D
---	---



6.

H	E	A	D	P	H	O	N	E	S
---	---	---	---	---	---	---	---	---	---



D. Answer the following questions.

1. What is the use of Mouse ?

Ans: Mouse is used to point, select and click things on the monitor screen.

2. What is the use of CPU?

Ans: CPU does all the thinking part when we work on the computer.

3. Name any two computer accessories.

Ans: Monitor, CPU, Mouse and Keyboard.

Delhi Public School, Gandhinagar

Class- II

Computer Sample Notebook
L.3-USES OF A COMPUTER

Exercises

Page No. 26

Assessment: Quiz Time

1. Name any three places where computers are used.

Ans. Bank, School, Home, Office

2. Name any two things that computers can be used for, in school.

Ans. To make the Time Table and Test Papers.

Assessment : Written

Assessment : Written	
A.	Tick (✓) the correct answer.
1.	Where do computers help in doing our homework?
	(a) Offices
	(b) Banks
	(c) Home <input checked="" type="checkbox"/> (✓)
2.	Where do computers book tickets and give information about the arrival and departure timings of flights?
	(a) Airports <input checked="" type="checkbox"/> (✓)
	(b) Banks
	(c) Shops
3.	Where do computers help in preparing bills and maintaining record of goods?
	(a) Schools
	(b) Shops <input checked="" type="checkbox"/> (✓)
	(c) Home
4.	Where do computers help in performing operations?
	(a) Offices
	(b) Banks
	(c) Hospitals <input checked="" type="checkbox"/> (✓)
5.	Where are computers used to maintain accounts and help in drawing out money?
	(a) Offices
	(b) Banks <input checked="" type="checkbox"/> (✓)
	(c) Shops

B. Unscramble the names of following places and write the correct word.

1. C F F E I O - OFFICE
2. C O S H O L - SCHOOL
3. N C E D E F F - DEFENCE
4. A B N K - BANK
5. H M O E - HOME

Page No. 27

C. Match the following.

- | | | |
|--------------------|-------------------------------|-------|
| 1. Railway Station | (i) Online banking | [4] |
| 2. School | (ii) Automated Teller Machine | [3] |
| 3. ATM | (iii) Prepare report cards | [2] |
| 4. Bank | (iv) Booking tickets | [1] |

D. Tick (✓) the correct statements and Cross (X) the wrong ones.

1. Scientists use computers in scientific research. (✓)
2. Computers are commonly used in banks. (✓)
3. Books are designed with the help of a computer. (✓)
4. Computers are used in typing and printing documents in offices. (✓)
5. Computers cannot be used at railway stations. (X)

E. Draw lines to match the names with the pictures.

(a) Hospital

(b) Railway Station

(c) School

(d) Bank

(e) Library

(e)

(a)

(d)

(c)

(b)

Page no. 28

Lab Time

A. Make a list of the work places where computers are used on a large scale. Also write how computers are used at those places.

Work place	-	How are computers used here?
1. Office	-	Typing
2. Bank	-	Maintain Accounts
3. Airports	-	Reservation
4. Shops	-	Billing
5. Library	-	Keeping Records of books

Delhi Public School, Gandhinagar
Class- II
Computer Sample Notebook
L.4-STARTING AND SHUTTING DOWN A COMPUTER

Exercises

Page No. 32

Assessment: Quiz Time

1. Name the background image that appears on the desktop.

Ans. Desktop Background or Wallpaper.

2. What are the small pictures on the desktop called?

Ans. Icons

Assessment : Written

A. Tick (✓) the correct answer.

1. The process of starting up of a computer is called?

- (a) Shutdown
- (b) Booting (✓)
- (c) Warming

2. To switch off the computer, the first step is to click on the _____ button.

- (a) Start
- (a) Turn off (✓)
- (b) None of these

3. After shutting down the computer we should switch off the _____.

- (a) Monitor and UPS (✓)
- (b) CPU
- (c) Keyboard

4. _____ stands for Uninterrupted Power Supply.

- (a) CPU
- (b) UPS (✓)
- (c) SLIP

5. The START button is located on the _____ side of the taskbar.

- (a) Left (✓)
- (b) Right
- (c) Middle

B. Tick (✓) the correct statements and Cross (X) the wrong ones.

1. A machine works better and longer when used carefully. (✓)

Page No. 33


2. We should never turn OFF the UPS. (X)

3. Closing all the activities and turning the computer off is called shutting down the computer. (✓)

4. The Start button is seen on the bottom left corner of the taskbar. (✓)

5. Desktop is the display screen that appears when we switch on the monitor. (✓)

C. Number the pictures to indicate the correct order of steps for starting up a computer.



D. Answer the following questions.

1. What is the desktop?

Ans. Desktop is the display screen that appears when we switch on the monitor.

2. What are icons?

Ans. Small pictures on the desktop are called icons.

3. Mention the steps to shut down a computer in the correct order.

Ans. 1. Click the Start button.

2. Click the Shutdown option.

3. Now, switch OFF the monitor.

4. Switch OFF the UPS.

5. Switch OFF the main power button.