

DELHI PUBLIC SCHOOL, GANDHINAGAR  
ACADEMIC SESSION 2020-2021

**ENGLISH SUMMER VACATION HOMEWORK**

I. Take eight A4 size card papers of different colours. Paste or draw a picture of your choice and write its name on it. You have to use flash cards for following topics given below. You can decorate, design it or make it creative according to your choice.

Topics	No. of flash cards
Common Noun	2
Proper Noun	2
Pronoun	2
Verb	2
Total flash cards	8

Flash cards examples are given below.

Common Noun – **tree, river**



There are many **trees** in this picture.

Proper Noun - **Neem tree**



This is a huge **Neem tree**.

Common Noun- **toy**



I have many **toys**.

Proper Noun- **Barbie**



I like to play with **Barbie**.

Pronoun- **He/ She**



**He** is Ronit.      **She** is Pinky.

Pronoun- **They**



**They** are happy children.

Verb- dance



Children are **dancing** in the party.

Verb- read

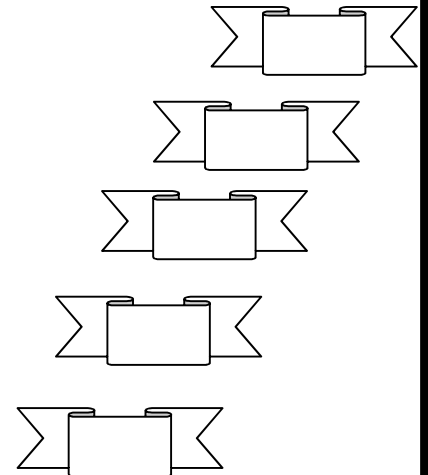





The students are **reading** a book in the classroom.

**II. Make creative wall hanging of adjectives. ( Use 15 to 20 adjectives)**


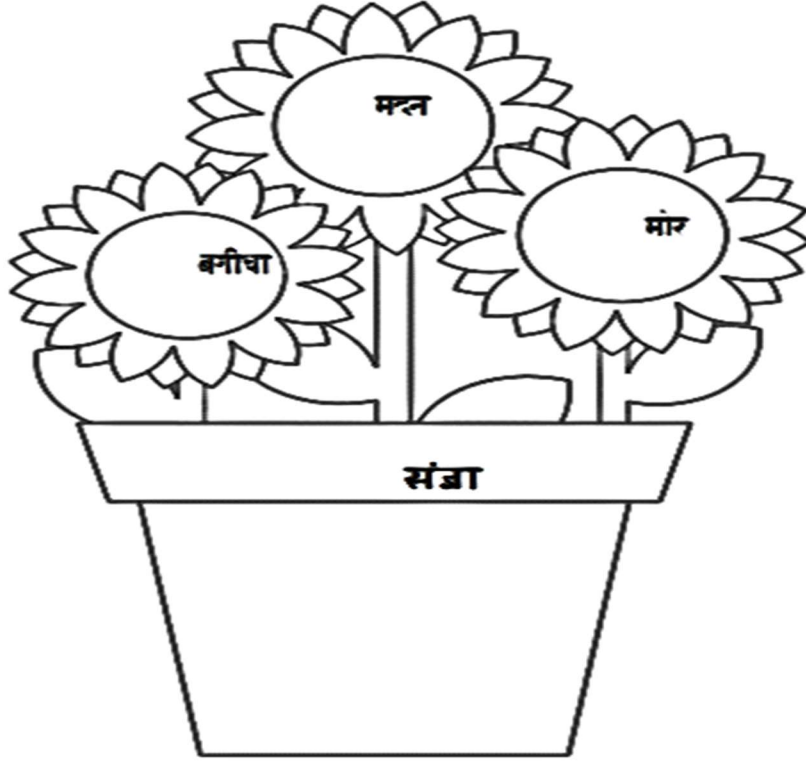
**You can decorate, design it or make it creative according to your choice. Examples- large, little, brave, happy, colourful, clean, beautiful, kind, faithful, scary, tall and tiny.**

**Designs examples-**



DELHI PUBLIC SCHOOL, GANDHINAGAR  
ACADEMIC SESSION 20-21  
**HINDI HOLIDAY HOMEWORK**

एक फूलदान बनाकर उसमें स्टिक लगाते हुए फूलों की पत्तियाँ बनाकर उसमें संज्ञा, सर्वनाम, क्रिया, विशेषण के चार-चार शब्द लिखिए। जैसे -




**DELHI PUBLIC SCHOOL, GANDHINAGAR**  
**ACADEMIC SESSION 2020-21**  
**MATHEMATICS HOLIDAY ASSIGNMENT**

**Topic:** Build a Robot Addition Match (To be done on chart paper)

**Objective:** To develop the understanding of addition facts.

**Materials required:** A4 size colourful papers, chart paper, scissors and colourful sketch pens.

**Preparation:** Make 3 robots out of colourful papers, cut arms and legs separately and stick it to the body of the robots. After that using colourful sketch pens write numbers on arms and legs of robot in 4 different ways using addition properties and answer of addition on body of the robot as shown in the picture given below:

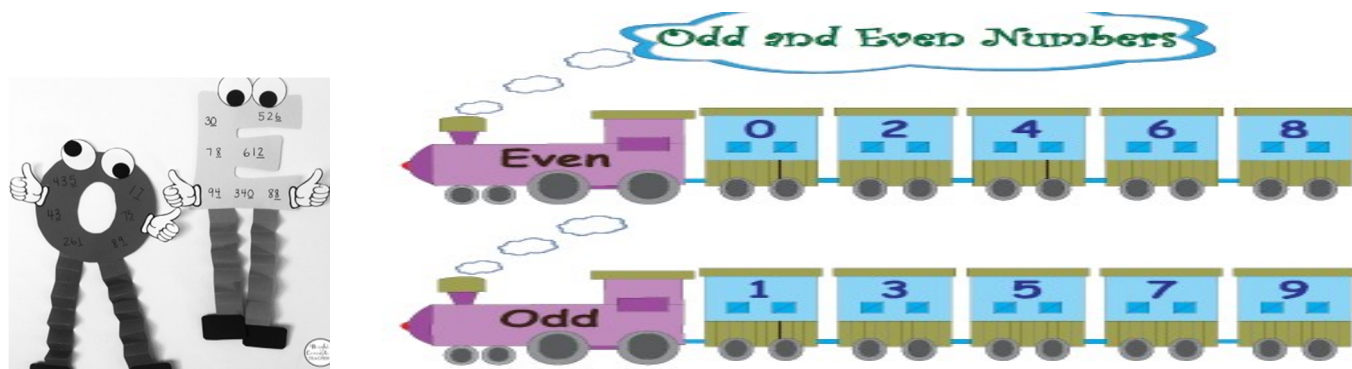


**Topic:** Odd and Even (To be done on chart paper)

**Objective:** To clear the concept of odd and even numbers.

**Materials required:** A4 size colourful papers, chart paper, scissors and colourful sketch pens.

**Preparation:** Make 2 cut outs using colourful papers of your choice. After that using colourful sketch pens write even numbers on one cut out and odd numbers on another. You can make any cut out like trains, flowers, lollipops, cartoons, etc but it should be in pair. For example, look at the picture given below:






DELHI PUBLIC SCHOOL, GANDHINAGAR  
ACADEMIC SESSION 20-21  
**EVS HOLIDAY HOMEWORK**  
“Mask Making Activity”.

You will need:-



Scissors, pencil, paper, ruler or tape measure, an old cotton t-shirt or pillowcase for the lining and a sturdier cotton for the front piece (we used an apron). You will also need two pieces of elastic 12cm each, a needle and a thread (preferably the same colour as your outer fabric).

**1. Make your stencil.**



The stencil can be sketched out on any piece of paper. The tallest part is 13cm, and the shorter edge is 8cm. Along the bottom is 11cm, then you will need to free-hand your curved edges so that it looks similar to the image above.

## 2. Cut your fabric.



You will need two pieces identical to the stencil in each fabric, this doesn't have to be neat and perfect, but they should all be the same size at the end.

## 3. Stitch the twin pieces together.



Next, stitch the longest part of each piece to its twin. You can place them back to back and use a rough stitch so that they form a peak once stitched.

## 4. Sew the top and bottom



Place your two pieces back to back with the rough sides facing outward. Sew along the top and bottom, joining the pieces together. Leave the sides open for now.



### 5. Attach your first elastic.



Tuck one piece of elastic inside the mask as shown, careful that it doesn't become twisted. Then, stitch right along that edge.

### 6. Flip it, and sew the other elastic.



Flip your mask inside out so that the seams are hidden. Next, attach your final elastic, tucking in the rough edges as you sew along the edge.

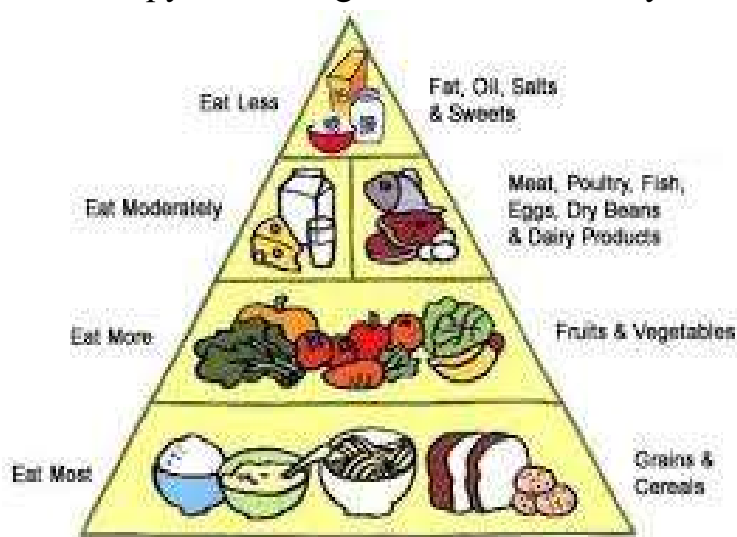
### 7. Final touches.



If you notice any gaps in your mask, fill these in now. You might need an iron to create a nice crease for your mask to sit properly. Then try it on.

## **HOLIDAY HOMEWORK - 2**

1. First, take big rectangular shape cardboard and draw a triangle on it with the help of pencil and scale. Cut the triangle with the cutter. Apply fevicol on to it and stick it to a white colour chart paper. Cut the red colour glaze paper into a triangle shape and stick it to the triangular cardboard.
2. Similarly, cut three more triangular shaped cardboard cuttings, each of size decreasing in order with respect to the first triangle.
3. Stick these three triangles with green, yellow and blue colour glaze paper so that you have a total of four triangles with red one being the biggest and thereafter green, yellow and blue triangles in decreasing order.
4. Now cut images/ stickers of various food items from old books/ magazines/ newspapers and arrange them into following four groups:-
  - (a) Energy giving food
  - (b) Body building food
  - (c) Protective food
  - (d) Oily and fatty food
5. Stick all energy giving food items on red coloured triangle, body building food on green triangle, protective food on yellow triangle and finally, oily & fatty food on blue triangle.
6. Paste these four triangles on a white chart paper in the form of wall hanging with red one at the bottom, followed by green, yellow and blue with blue one at the top of pyramid.
7. Decorate this newly made wall hanging with glitters, stones etc.
8. A few illustrations of food pyramid are given below for ready reference.





# Summer Vacation Leisure Time Activities-Primary Wing- Class- II

## A. My Contribution to my class/soft board of class: (Classes II)

As per your interest prepare any one item of your choice for your class room (Painting, Articles for magazine or class, poem, Decorative Border of the soft Board, Hand- made Dictionary, Chalk Box. Paper and Magazine holder, Calendar for the class, Colourful Time Table (Blank), Thanks giving card for Teachers for their OVC class etc.)

## D. Entertainment/FUN Time: (Classes- I -V)

Here are some lists of movies for children of your age group that you can watch in your Leisure time:

### Academic Session (2020-21)

**“Animation can explain whatever the mind of man can conceive. This facility makes it the most versatile and explicit means of communication yet devised for quick mass appreciation.”** – Walt Disney

**Note for Parents:** Dear Parents kindly find the list of movies (mostly animations) for the students. DPSG is providing this list to ensure that the students watch quality content during their Summer Break. These movies will help your ward to enrich their vocabulary, improve their speaking skills and inculcate interest towards enhancing their communication. Most importantly children will also learn moral values. Most of the recommended movies are available on YouTube Kids / You Tube.



<u>Sr.No</u>	Name of the Movie	Link of the Movie	Category	Classes Recommended
1	Cinderella	<a href="https://youtu.be/rul4vBmVUmM">https://youtu.be/rul4vBmVUmM</a>	Animation	I-V
2	Alice in Wonderland	<a href="https://youtu.be/KZiYYflms-w">https://youtu.be/KZiYYflms-w</a>	Animation	I-V
3	Sleeping Beauty	available in parts	Animation	I-V

4	101 Dalmations	<a href="https://youtu.be/L7TN7joaEBs">https://youtu.be/L7TN7joaEBs</a>	Animation	I-V
5	Adventures of Robin Hood Part.1	<a href="https://youtu.be/q5wQdCoPpmA">https://youtu.be/q5wQdCoPpmA</a>	Animation	III-V
6	Adventures of Robin Hood Part.2	<a href="https://youtu.be/GzUfImOBOy0">https://youtu.be/GzUfImOBOy0</a>	Animation	III-V
7	The Jungle Book	<a href="https://youtu.be/fCFbRebWc2w">https://youtu.be/fCFbRebWc2w</a>	Animation	III-V
8	Moana	<a href="https://youtu.be/6ehUfHJFNHo">https://youtu.be/6ehUfHJFNHo</a>	Animation	III-V
9	Brave	<a href="https://youtu.be/SJdtPSruy48">https://youtu.be/SJdtPSruy48</a>	Animation	III-V
10	Snow White and the Seven Dwarfs	<a href="https://youtu.be/mEFkxRExzHc">https://youtu.be/mEFkxRExzHc</a>	Animation	I-V
11	The Little Mermaid	available on other digital platforms	Animation	I-V
12	Aladdin	<a href="https://youtu.be/6ZC8NWwAwas">https://youtu.be/6ZC8NWwAwas</a>	Animation	III-V
13	Beauty and the Beast	<a href="https://youtu.be/3F9IAp7VS6U">https://youtu.be/3F9IAp7VS6U</a>	Animation	I-V
14	The Lion King	<a href="https://youtu.be/Lrm6izGDBeg">https://youtu.be/Lrm6izGDBeg</a>	Regular Movie	III-V
15	Ice Age Continental Drift	available on other digital platforms	Animation	I-V
16	Madagascar 1	available on other digital platforms	Animation	I-V
17	Madagascar 2	available on other digital platforms	Animation	I-V
18	Madagascar 3	available on other digital platforms	Animation	I-V
19	Shrek 1	available on other digital platforms	Animation	III-V
20	Shrek 2	available on other digital platforms	Animation	III-V
21	Shrek 3	<a href="https://youtu.be/iCGXgCwCwHY">https://youtu.be/iCGXgCwCwHY</a>	Animation	III-V
22	Toy Story 1	available in parts	Animation	I-V
23	Toy Story 2	<a href="https://youtu.be/4A8uKAyHG_U">https://youtu.be/4A8uKAyHG_U</a>	Animation	I-V
24	Toy Story 3	available on other digital platforms	Animation	I-V
25	Toy Story 4	available on other digital platforms	Animation	III-V
26	Finding Nemo	<a href="https://youtu.be/OgiyW8cgTK4">https://youtu.be/OgiyW8cgTK4</a>	Animation	I-V
27	Shark Tales	available on other digital platforms	Animation	III-V
28	Kung Fu Panda 1	available on other digital platforms	Animation	I-V
29	Kung Fu Panda 2	available on other digital platforms	Animation	III-V
30	Thumbelina	<a href="https://youtu.be/Qt0_-5Ua5so">https://youtu.be/Qt0_-5Ua5so</a>	Animation	I-V
31	Ratatouille	<a href="https://youtu.be/hd0umN4mpZY">https://youtu.be/hd0umN4mpZY</a>	Animation	III-V
32	Adventure of Tom Sawyer	<a href="https://youtu.be/CmbW2Oqt-fo">https://youtu.be/CmbW2Oqt-fo</a>	Based on Novel	III-V
33	Sinbad Legend of the Seven Seas	<a href="https://youtu.be/E0704qKl4h0">https://youtu.be/E0704qKl4h0</a>	Based on Novel	III-V
34	Heidi	<a href="https://youtu.be/cbHfFhLqZ30">https://youtu.be/cbHfFhLqZ30</a>	Based on Novel	III-V
35	Gulliver's Travels	<a href="https://youtu.be/uCTBzQzGA1c">https://youtu.be/uCTBzQzGA1c</a>	Based on Novel	III-V

36	Asterix and Cleopatra	<a href="https://youtu.be/p5kGlq0fTVw">https://youtu.be/p5kGlq0fTVw</a>	Based on Comic	III-V
37	Tintin_Cigars of Pharaohs	<a href="https://youtu.be/8kU-IXQPdsU">https://youtu.be/8kU-IXQPdsU</a>	Based on Comic	III-V
38	Tintin_Crab with the Golden Claws	<a href="https://youtu.be/Ff9Dr2qojGA">https://youtu.be/Ff9Dr2qojGA</a>	Based on Comic	III-V
39	Tintin_Prisoners of the Sun	<a href="https://youtu.be/tHOZNcSu2rw">https://youtu.be/tHOZNcSu2rw</a>	Based on Comic	III-V
40	Tintin_The Blue Lotus	<a href="https://youtu.be/4YP5DU5y_PI">https://youtu.be/4YP5DU5y_PI</a>	Based on Comic	III-V
41	Home Alone-1	<a href="https://youtu.be/Q18K9KCMoPM">https://youtu.be/Q18K9KCMoPM</a>	Regular Movie	I-V
42	Home Alone-2-Lost in Newyork	<a href="https://youtu.be/INC_xN6Jx88">https://youtu.be/INC_xN6Jx88</a>	Regular Movie	I-V
43	Dr.Dolittle-1	available on other digital platforms	Regular Movie	I-V
44	Dr.Dolittle-2	available on other digital platforms	Regular Movie	I-V
45	Dunstan Checks In	available on other digital platforms	Regular Movie	I-V
46	Garfield	available on other digital platforms	Based on Comic	I-V
47	Bug's Life	available on other digital platforms	Animation	I-V
48	Honey I Shrunk the Kids	available on other digital platforms	Regular Movie	III-V
49	Ice Age-1	available on other digital platforms	Animation	I-V
50	Antz	available on other digital platforms	Animation	I-V

Note: These movies can be watched on Netflix Kids / Amazon Prime / Disney / Hotstar and other Over the Top (OTT) platforms.

*STAY AT HOME STAY SAFE!*

*HAPPY SUMMER VACATION!*