

Delhi Public School, Gandhinagar (2018-19)

Class 1

Holiday Homework



DEAR STUDENTS,

The best and most beautiful things in the world cannot be seen or even touched. They must be felt with free and relaxed heart and mind during holidays.

Mathematics

1. - Stick Star stickers for each number in Maths note book and write

Which number is greater and which number is smaller in each group.

6	
4	
3	
8	

2. Count and write the forward counting (1-50) and backward counting (50-1) in Maths notebook.

English

- **English Course Book - Page no.9 Join the dots in each picture. Colour the pictures.**
- **Write one new word every day in your Practice notebook.**

EVS

- **Paste a picture of your friend, in scrap book. Find out about him/ her and what he/she likes and dislikes and write near or below the picture.**
- **Paste pictures of places you visited during your summer holidays in the scrap book and write few lines about your holiday trips.**

Hindi

➤ **दिए गए स्वर व व्यंजन लिखिए |**

DELHI PUBLIC SCHOOL, GANDHINAGAR

ACADEMIC SESSION 2018-19

CLASS-I

विषय : HINDI WORK SHEET

गृहकार्य

दिनांक :

➤ दिए गए स्वर व व्यंजन लिखिए |



स्वर

व्यंजन



टिप्पणी:

अध्यापिका हस्ताक्षर :

DELHI PUBLIC SCHOOL, GANDHINAGAR

ACADEMIC SESSION: 2018-19

HOLIDAY ASSIGNMENT

CLASS: II

SUBJECT: ENGLISH

1. Read a story book of your choice.

- Make a “**Naming words Hanging**” from the story you have read.

Your hanging should have **at least 10 naming words** from the story book. Use your own imagination and creativity to design your hanging. It should be colourful and impressive.



- Choose the character you like the most from the story. Fold half a chart paper like a greeting card and **Write five sentences about that character on it. Draw or paste colourful pictures from the story on the front page.**



Subject : Hindi

विषय - पशु-पक्षियों के प्रति विद्यार्थियों में स्नेह-भाव रखने के लिए प्रेरित करते हुए परियोजना कार्य।

कागज़, बिंदिया या माचिस की तीलियों से कोई भी पशु या पक्षी का चित्र बनाएँ ।

क) आप पशु-पक्षियों के प्रति स्नेह-भाव कैसे दिखा सकते हैं? दो पंक्तियाँ लिखकर स्पष्ट कीजिए।

ख) क्या आपके घर पर कोई घरेलू जानवर है? यदि हाँ तो आप प्यार से उसे किस नाम से पुकारते हैं?

ग) परियोजना करते समय आपको कैसा महसूस हुआ? (हाँ या नहीं)

क) बहुत मज़ा आया ।

ख) मैंने अलग-अलग जानवरों के बारे में कुछ नया सीखा ।

ग) मैं इस तरह की और भी परियोजना कार्य करना चाहूँगा/ चाहूँगी।

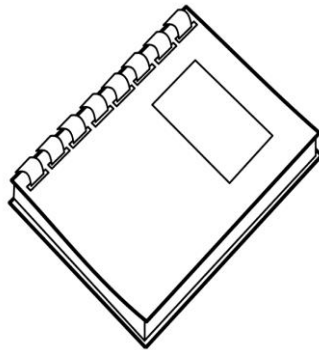
Subject: EVS

➤ **Make a small book giving information on Yourself, your Family, and Friends (Me , My Friends and Family).**

➤ **Steps:**

1. Paste your picture on the first page and Write your name.
2. On next few pages stick pictures of your family and friends. Add pets if you have any. Stick pictures of your favourite toys , favourite food or a place you visited.
3. Write two role of your family members.
4. Once all the pages are ready, staple them together.


Here is a book all about you!



CLASS-II SUMMER ASSIGNMENT (In Scrapbook) MATHEMATICS


I. Ask your family member to tell any five Odd number and any five Even numbers in between 1 to 30. Make the given table and paste the bindies and fill the details.

For Example:


Numbers	Bindies	Odd or Even
15		Odd

II. Activity on place value.


Material Required: Square lined paper, scissors



A sheet of 10 x 10



A strip of 10x1


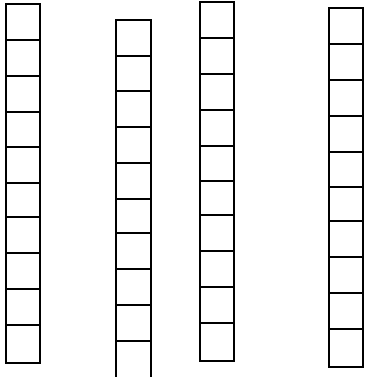



A piece of 1x1

Preparation: The paper is cut into sheet of 10 x 10, strips of 10 x 1 and pieces of 1x1.

Each sheet /strip/piece should be pasted in the scrapbook.

For Example - Steps: To build the number 143

1 hundred + 4 tens + 3 ones = 143

100 + 40 + 3 = 143

Try this out: Do the same for given numbers in scrap book. 179, 104, 200

 hundred + tens + ones = 179

 hundred + tens + ones = 104

 hundreds + tens + ones = 200

DELHI PUBLIC SCHOOL GANDHINAGAR

HOLIDAY ASSIGNMENT (2018-19)

CLASS –III

Sr No	SUBJECT	HOLIDAY ASSIGNMENT
1.	ENGLISH	<ul style="list-style-type: none">• Card Making<ol style="list-style-type: none">1. Fold a thick A4 size paper2. On the first page inside, paste picture of your mother.3. On the next page inside write five lines on 'My Mother'.4. Decorate the card from outside.• Paste any five pictures of Nouns that you find in your kitchen. (to be done in Grammar notebook)
2.	HINDI	देशप्रेम पर आधारित कविता लिखकर भारत का ध्वज बनाकर उसमें रंग भरिए।(हिंदी-1 में)
3.	MATHS	Make a creative Maths booklet of 4-5 pages. <ol style="list-style-type: none">A) Write Roman numbers (1-10) using match sticks.B) Paste a photograph of the place you will visit during your vacation.<ol style="list-style-type: none">i) Identify and write its shape. (Shape of the photograph)ii) Count and write the number of sides and corners.
4.	EVS	Draw or paste the pictures of 5 things we get from plants (in your scrap book).
5.	COMPUTER	Collect the pictures of all the versions of Windows and paste them in your notebook.
6.	ART/CRAFT	Complete Lesson Numbers 6,7,8 and 9 in Art book.

DELHI PUBLIC SCHOOL, GANDHINAGAR

Summer Holiday Homework 2018-19

Class-IV

Sr.No	Subject	Topic
1	English	<u>ASSIGNMENT TO BE DONE IN GRAMMAR NOTE BOOK</u> 1. Write two Proper Nouns for the Common Nouns given below: For eg. pencil- Nataraj , Apsara etc. 1. milk packet 2. toothpaste 3. microwave 4. sunglasses 5. cupcakes 2. Write the full forms of the following: 1. ATM 2. Wifi 3. NEWS 4. ETC 5. PDF
	Hindi	<ul style="list-style-type: none">• स्वतंत्र भारत के प्रथम राष्ट्रपति 'डाँ राजेन्द्र प्रसाद' का चित्र चिपकाकर उनके बारे में पाँच वाक्य लिखिए। (हिंदी-1 में)• बीरबल की पाँच कहानियाँ पढ़ना।
3	Maths	Prepare a dummy clock. Write the numbers in Roman numerals on the clock.
4	EVS	Make a Maternal Family Tree and Paste the Pictures of family members (Scrap book activity).
5	Comp	Write the full forms of all the words given on Pg No 12 (5 Times in computer Notebook)
6	Art/Craft	Lesson-5,6 & 7 in Art and Craft Book.

DELHI PUBLIC SCHOOL, GANDHINAGAR
Holiday Homework 2018-19
Class-V

Sr.No	Subject	Topic
1	English	<p><u>To be done in Grammar notebook</u></p> <ul style="list-style-type: none"> • Write the full form of the following abbreviations: a) USB b) etc. c) NEWS d) i.e. e) OK • Learn and write the definitions of the following: a) Nouns b) Pronouns c) Verbs d) Adverbs e) Adjectives
2	Hindi	<p>(क) 500 रुपए की नोट पर दी गई पंद्रह भाषाओं के नाम लिखिए। (हिन्दी-2 में) (ख) अच्छे नागरिक के कोई 5 गुण लिखिए। (हिन्दी-2 में)</p>
3	Maths	Worksheet based on Place Value(pg-24 from your textbook).Solve in A4 size paper
4	EVS	Paste pictures of Indian sports persons who won medals in any form of Martial Arts (i.e. Wrestling, Archery etc) in XXI Common Wealth Games held in Australia (Scrap book activity)
5	Comp	Create a Timeline on Evolution of Computer.
6	Art/Craft	L-5, 6 and 7 in Art and Craft book
7	3 rd Lang	<p>French : Lesson 0 – Revise the chapter and find out the names of 3 different cheeses and 3 famous monuments.(Write two lines description on them.) – In notebook. Lesson 1 – Create a dialogue of ‘present yourself’, using salutations. – In notebook.</p>
		<p>संस्कृत – वर्णविच्छेद एवं वर्णसंयोजन</p>
		<p>गुजराती – બારાક્ષરી લેખન, સચિત્ર ફૂલના નામ અને રંગોના નામ</p>